



Pattern Collection: Women



Celeste

Designed by Universal Yarn Design Team

DIFFICULTY

Easy/Intermediate

SIZES

Small/Medium/Large (1X/2X/3X, 4X/5X)

Shown in Small/Medium/Large size.

FINISHED MEASUREMENTS

Bust: 59½ (65½, 71½)''

Length: 22¼ (24¼, 26¼)''

MATERIALS

Fibra Natura Papyrus (100% anti-pilling acrylic; 50 g / 131 yds)

- 229-13 Celestial – 10 (14, 18) balls

Hook: US Size 7 (4.5 mm) *or size needed to obtain gauge*

Notions: Tapestry needle

GAUGE

24 sts x 10½ rows = 4''

Save time, check your gauge.

Knit. Relax. Smile. Repeat!

2021 © Universal Yarn, Inc.

All rights reserved.

www.universalyarn.com

This pattern may not be reproduced for business, trade or sale.

PATTERN NOTES

Celeste is a springtime layering piece that combines two of our favorite things: a simple silhouette and a soothing, rhythmic stitch pattern. It features gorgeous, all-over lace with a trim of tidy double crochet along each edge and seam.

This poncho is comprised of two rectangles that are worked flat separately and sewn together during finishing. A schematic is provided to guide you through the seaming process. The Lace pattern is both written and charted for your convenience.

STITCH GUIDE

Lace

(multiple of 8 sts, plus 11)

Row 1 (RS): Dc in 4th ch from hk, dc in each ch across, turn.

Row 2 (WS): Ch 3 (counts as dc here and throughout), dc in next 2 dc, ch 2, sk next dc, *dc3tog, ch 2, sk next 2 dc, [dc, ch 1, dc] in next dc, ch 2, sk 2 dc; rep from * to last 7 sts, dc3tog, ch 2, sk 1 dc, dc in next 3 dc, turn.

Row 3: Ch 3, dc in next 2 dc, dc in next ch, ch 1, sk 1 ch, dc in next st, ch 1, sk 1 ch, * sk next 2 sts, 5 dc in ch-1 sp, ch 1, sk 3 sts, dc in next st, ch 1, sk next st; rep from * to last 4 sts, dc in next ch, dc in next 3 dc, turn.

Row 4: Ch 3, dc in next 2 dc, ch 1, sk next dc, * sk next ch, [dc, ch 1, dc] in next dc, ch 2, sk 2 sts, dc3tog, ch 2, sk next st; rep from * to last 7 sts, sk next ch, [dc, ch 1, dc] in next dc, ch 1, sk 2 sts, dc in next 3 sts, turn.

Row 5: Ch 3, dc in next 2 dc, sk 2 sts, 5 dc in ch-1 sp, sk next dc, * ch 1, sk next 2 sts, dc in next st, ch 1, sk 3 sts, 5 dec in ch-1 sp, sk next st; rep from * to last 4 sts, sk next ch, dc in last 3 sts, turn.

Row 6: Ch 3, dc in next 2 dc, * ch 2, sk next st, dc3tog, ch 2, sk next 2 sts, [dc, ch 1, dc] in next dc, sk next st; rep from * to last 8 sts, ch 2, sk next st, dc3tog, ch 2, sk next dc, dc in last 3 sts, turn.

Rep Rows 3-6 for patt.

PONCHO

Sides

(make two)

Ch 267 (291, 315).

Row 1 (RS): Work Row 1 of Lace patt to end. Patt will be repeated 32 (35, 38) times across each row.

Row 2 (WS): Work Row 2 of Lace patt to end. Cont as est'd through Row 6 of Lace patt, then rep Rows 3-6 of patt, 8 (9, 10) more times.

Next Row (RS): Dc in each st across. Fasten off.

FINISHING

Gently wash and block pieces to finished measurements. Weave in ends.

Using schematic as a guide, matching colored seam lines together, join Sides as follows: Sew last row worked edges of Sides tog to form Center Seams 16¼ (17¼, 19¼)" along each end, leaving 12 (13, 14)" unseamed for neck opening. Sew Sides tog for 15¼ (15¼, 15¼)" to form Side Seams, leaving 14 (18, 22)" unseamed for armhole opening.

Abbreviations

ch	chain
dc	double crochet
dc3tog	double crochet 3 sts tog (2 sts dec'd)
foll	follow
hk	hook
meas	measures
patt	pattern
rep	repeat
RS	right side
sk	skip
sp	space(s)
st(s)	stitch(es)
tog	together
WS	wrong side

Knit. Relax. Smile. Repeat!

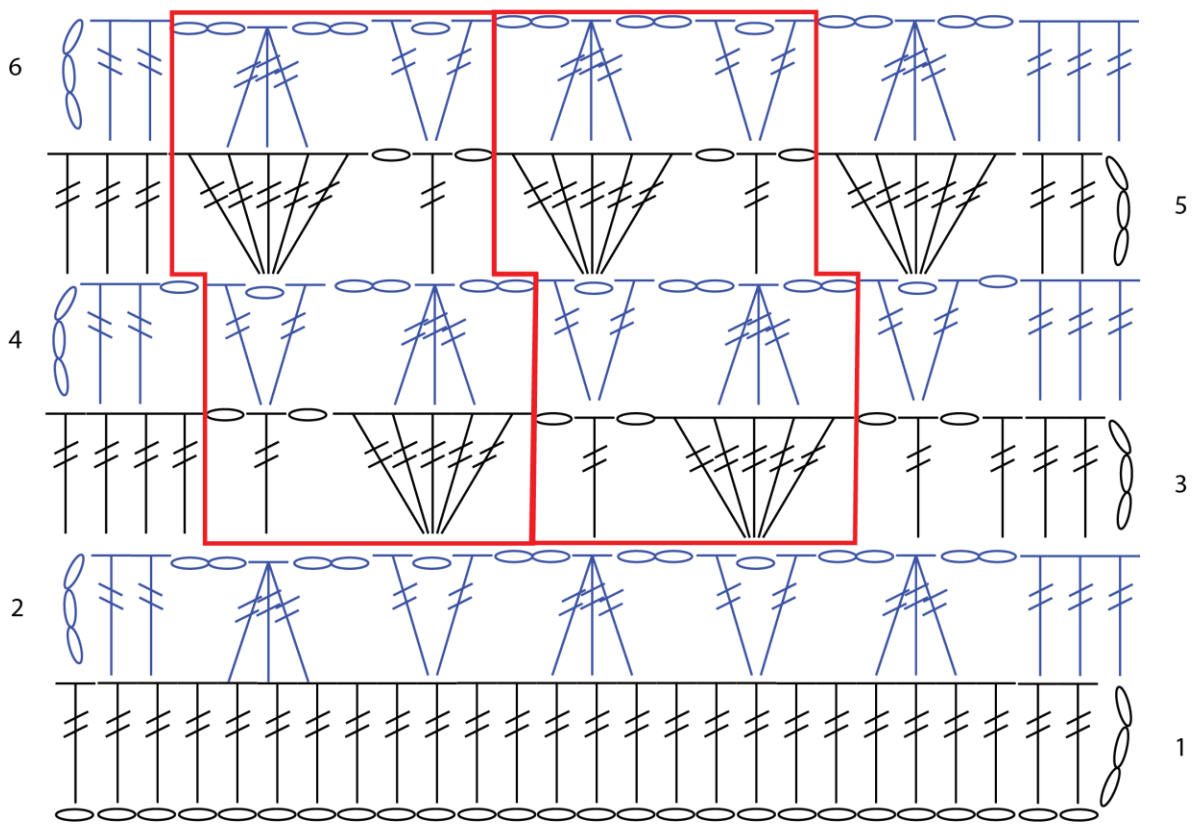
2021 © Universal Yarn, Inc.





All rights reserved.

www.universalyarn.com

This pattern may not be reproduced for business, trade or sale.

Lace

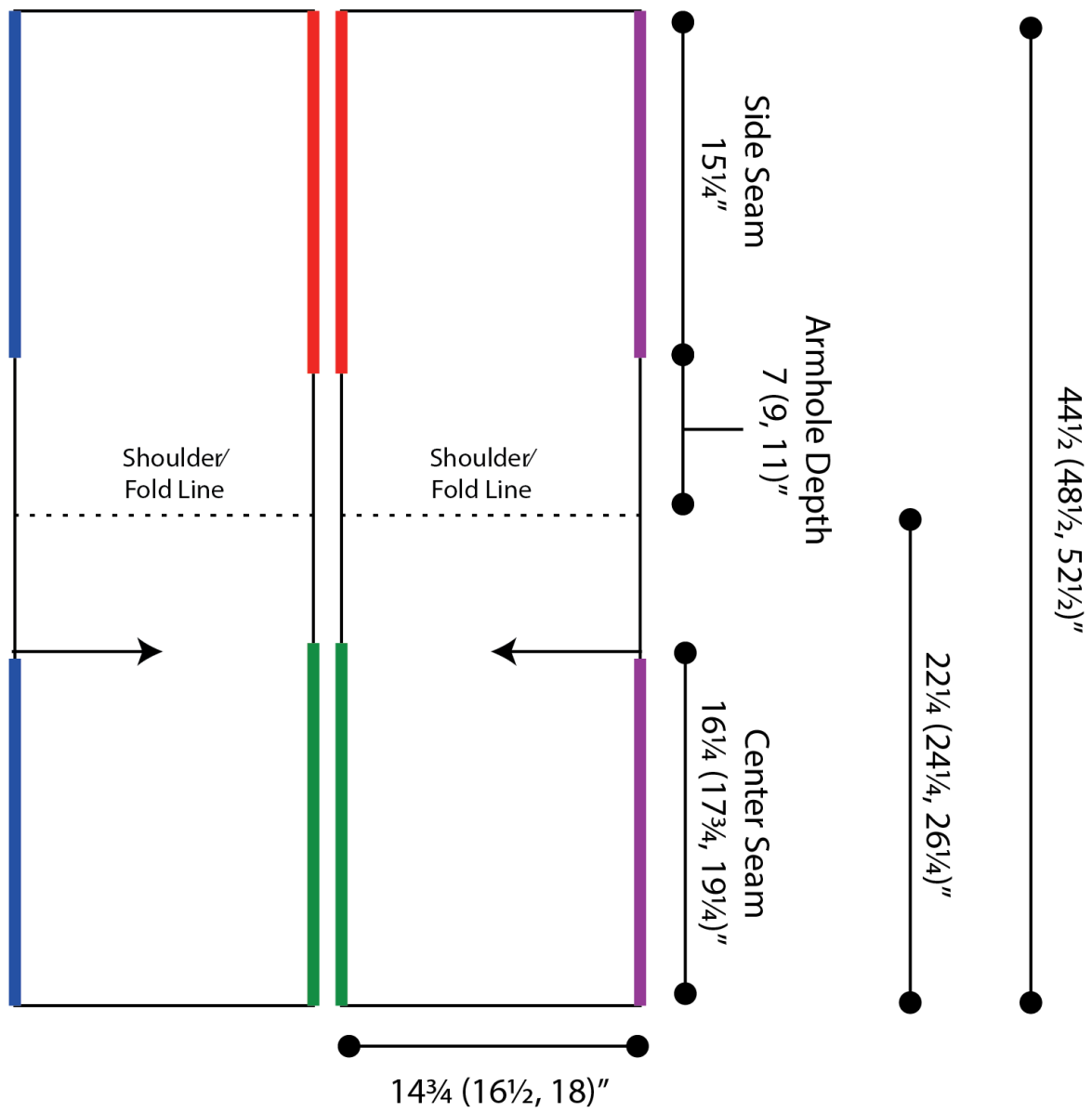


- Key
-  pattern repeat
 -  ch
 -  dc
 -  dc3tog

Knit. Relax. Smile. Repeat!

2021 © Universal Yarn, Inc.
 All rights reserved.
www.universalyarn.com

This pattern may not be reproduced for business, trade or sale.



* Arrows indicate direction of work.

Knit. Relax. Smile. Repeat!

2021 © Universal Yarn, Inc.

All rights reserved.

www.universalyarn.com

This pattern may not be reproduced for business, trade or sale.