



PATTERN COLLECTION

Accessories



Business Casual

Designed by Rachel Brockman

SKILL

Knitting

DIFFICULTY

Easy

SIZES

One Size

FINISHED MEASUREMENTS

Length: 53¾"

Width (at widest point): 3½"

MATERIALS

Universal Yarn *Uptown Bamboo DK*
(80% anti-pilling acrylic, 20% bamboo;
100g/284 yds)

Sample 1 (*shown left*)

- 519 Bluebird - 1 skein

Sample 2 (*shown right*)

- 522 Sailor - 1 skein

Needle: US Size 6 (4 mm) straight
needle or your preferred needle for
knitting flat or size needed to obtain
gauge

Notions: Tapestry needle

GAUGE

23 sts x 31 rows = 4" in Tie Texture patt
Save time, check your gauge.

Knit, Relax, Smile, Repeat!

2023 © Universal Yarn, Inc.

www.universalyarn.com

All rights reserved. This pattern may not be reproduced for business, trade or sale.

Questions? Contact patterns@universalyarn.com

PATTERN NOTES

Transform your everyday office attire with a handmade twist! Business Casual is a classically textured tie featuring narrow panels of twisted stitches and garter rib. Knit in our soft, smooth Uptown Bamboo DK, the stitches are beautifully defined. You'll surely be the envy of the office when you sport this neckwear!

This tie is knit flat from point to point, beginning and ending with just two stitches. Each section is also charted for your convenience.

STITCH GUIDE

Right Twist (RT): K2tog but do not slip st from ndl, knit the first st again, slip both sts from ndl.

Left Twist (LT): Knit the second st on the left ndl through the back loop, knit the first st through the front loop, slip both sts from ndl.

Tie Texture (for swatching)

(multiple of 20 sts)

Row 1 (RS): * [K1, p1] 4 times, LT, RT, [p1, k1] 4 times; rep from * to end.

Row 2 (WS): * K1, p18, k1; rep from * to end.
Rep Rows 1-2 for patt.

PATTERN BEGINS

TIE

Section 1

Cast on 2 sts.

Row 1 (RS): [Kfb] 2 times - 2 sts inc'd, 4 sts.

Row 2 (WS): K1, purl to last st, k1.

Row 3: K1, m1, knit to last st, m1, k1 - 2 sts inc'd, 6 sts.

WS Rows 4-12: Rep Row 2.

Row 5: Rep Row 3 - 2 sts inc'd, 8 sts.

Row 7: K1, m1, p1, k4, p1, m1, k1 - 2 sts inc'd, 10 sts.

Row 9: K1, m1, k1, p1, LT, RT, p1, k1, m1, k1 - 2 sts inc'd, 12 sts.

Row 11: K1, m1, p1, k1, p1, LT, RT, p1, k1, p1, m1, k1 - 2 sts inc'd, 14 sts.

Row 13: K2, p1, k1, p1, LT, RT, p1, k1, p1, k2.

Row 14: K1, purl to last st, k1.

Rep Rows 13-14, 112 more times, or until piece meas approx 30¾" from cast-on edge, ending with Row 14.

Section 2

Row 1 (RS): K1, m1, [k1, p1] 2 times, LT, RT, [p1, k1] 2 times, m1, k1 - 2 sts inc'd, 16 sts.

Row 2 (WS): K1, purl to last st, k1.

Row 3: [K1, p1] 3 times, LT, RT, [p1, k1] 3 times.

Row 4: Rep Row 2.



Rep Rows 3-4, 25 more times, or until piece meas approx 37¾" from cast-on edge, ending with Row 4.

Section 3

Row 1 (RS): K1, m1, [p1, k1] 2 times, p1, LT, RT, [p1, k1] 2 times, p1, m1, k1 - 2 sts inc'd, 18 sts.

Row 2 (WS): K1, purl to last st, k1.

Row 3: K2, [p1, k1] 2 times, p1, LT, RT, [p1, k1] 2 times, p1, k2.

Row 4: Rep Row 2.

Rep Rows 3-4, 25 more times, or until piece meas approx 44¾" from cast-on edge, ending with Row 4.

Section 4

Row 1 (RS): K1, m1, [k1, p1] 3 times, LT, RT, [p1, k1] 3 times, m1, k1 - 2 sts inc'd, 20 sts.

Row 2 (WS): K1, purl to last st, k1.

Row 3: [K1, p1] 4 times, LT, RT, [p1, k1] 4 times.

Row 4: Rep Row 2.

Rep Rows 3-4, 25 more times, or until piece meas approx 51½" from cast-on edge, ending with Row 4 of patt.

Knit, Relax, Smile, Repeat!

2023 © Universal Yarn, Inc.

www.universalyarn.com

All rights reserved. This pattern may not be reproduced for business, trade or sale.

Questions? Contact patterns@universalyarn.com

Section 5

Row 1 (RS): K1, ssk, [p1, k1] 2 times, p1, LT, RT, [p1, k1] 2 times, p1, k2tog, k1 – 2 sts dec'd, 18 sts rem.

WS Rows 2-14: K1, purl to last st, k1.

Row 3: K1, ssk, [k1, p1] 2 times, LT, RT, [p1, k1] 2 times, k2tog, k1 – 2 sts dec'd, 16 sts rem.

Row 5: K1, ssk, p1, k1, p1, LT, RT, p1, k1, p1, k2tog, k1 – 2 sts dec'd, 14 sts rem.

Row 7: K1, ssk, k1, p1, LT, RT, p1, k1, k2tog, k1 – 2 sts dec'd, 12 sts rem.

Row 9: K1, ssk, p1, LT, RT, p1, k2tog, k1 – 2 sts dec'd, 10 sts rem.

Row 11: K1, ssk, LT, RT, k2tog, k1 – 2 sts dec'd, 8 sts rem.

Row 13: K1, ssk, k2, k2tog, k1 – 2 sts dec'd, 6 sts rem.

Row 15: K1, ssk, k2tog, k1 – 2 sts dec'd, 4 sts rem.

Row 16: P2tog, ssp – 2 sts dec'd, 2 sts rem.

Bind off rem 2 sts.

FINISHING

Gently wash and block to finished measurements. Weave in ends.



Abbreviations

approx	approximately
dec('d)	decrease(d)
inc('d)	increase(d)
k	knit
k2tog	knit 2 stitches together (1 st dec'd)
kfb	knit into front and back of next st (1 st inc'd)
m1	insert left needle from front to back under horizontal strand of yarn lying between st just worked and next st, knit or purl this st through the back loop (1 st inc'd)
meas	measures
p	purl
p2tog	purl 2 sts together (1 st dec'd)
patt	pattern
rem	remain(ing)
rep	repeat
RS	right side

ssk	slip next 2 sts individually knitwise, slip them back to left needle in this position, knit them together through the back loops (1 st dec'd)
ssp	slip next 2 sts individually knitwise, slip them back to left needle in this position, purl them together through the back loops (1 st dec'd)
st(s)	stitch(es)
WS	wrong side

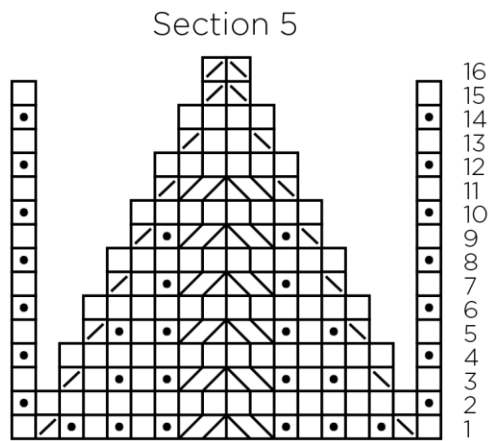
Knit, Relax, Smile, Repeat!

2023 © Universal Yarn, Inc.

www.universalyarn.com

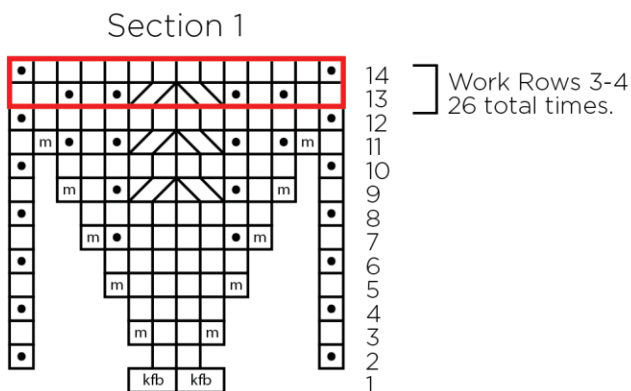
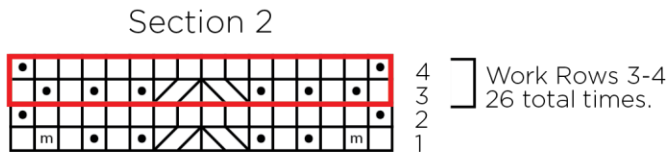
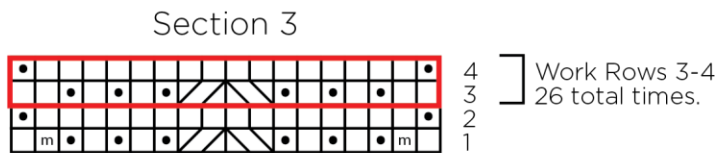
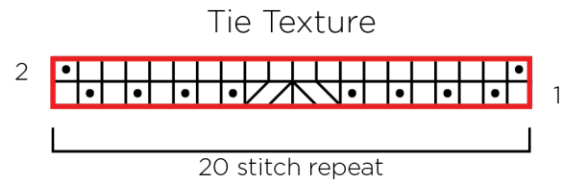
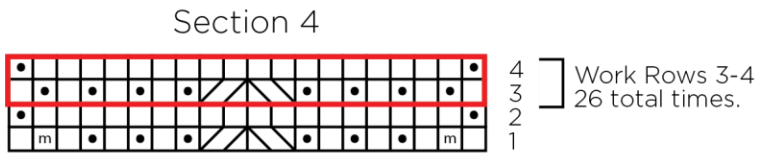
All rights reserved. This pattern may not be reproduced for business, trade or sale.

Questions? Contact patterns@universalyarn.com



Key

- pattern repeat
- knit on RS, purl on WS
- purl on RS, knit on WS
- m m1
- / ssk on RS, ssp on WS
- \ k2tog on RS, p2tog on WS
- kfb kfb
- / LT
- \ RT



Knit, Relax, Smile, Repeat!

2023 © Universal Yarn, Inc.

www.universalyarn.com

All rights reserved. This pattern may not be reproduced for business, trade or sale.

Questions? Contact patterns@universalyarn.com