



536-E Electric Power Cutter

Launch Deck

September 2022



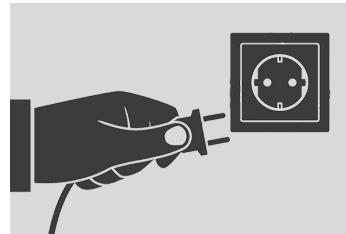
536-E Electric Power Cutter

Key Features



Powerful Brushless Motor

Max power output of **3.6 kW / 4.8 Hp**



Convenience Advantage

Plugs in to standard 220-240V power, a no hassle solution for use on the jobsite. No additional power pack needed



Electric Over Gas

Designed to be up to 80% quieter than 695XL for use in harsh environments without fumes from gas saws and heavy/hot hydraulic lines

536-E Electric Power Cutter

Walk Around

Durable Aluminum


Chassis built for the toughest jobs

Ergonomic Handle

Allows for comfortable use

GFCI Protection

increases safety in harsh environments



Heavy Duty

Power cord for use with 220-240V power. No additional power pack needed

Sealed Electronics

IP66 Rated for use in harsh environments

Powerful Brushless Motor

Max power output of **3.6 kW / 4.8**



High Speed


No load speed of 8,500 RPM

Chain Compatibility

Available for the 10-inch (25 cm), 12-inch (30 cm), or 14-inch (35cm) FORCE3 guide bars and diamond chains. With the quick switch of a drive sprocket and guide bar it will also operate the 12-inch FORCE4 and PowerGrit series diamond chains.

Flush Cut

Bar and chain cover designed to allow flush cutting



Key Users & Market Segments

Key User Applications

- Indoor Cutting Applications
- Cutting Corners
- Small Openings
- Power Grit for Ductile Iron



Pro Direct Channel

A convenient solution for work in enclosed spaces with no fumes, no need for power packs, and no messy hot hydraulic lines to struggle with.

Rental & Dealer Channel

Simple plug and play solution for users with less experience than a pro user. Easier to maintain in between uses with little to no maintenance cost. Ideal for the general contractor that may have infrequent use.



Market Landscape




Brand	ICS	ICS	Stihl	Husqvarna	Cardi
Model	536-E	680	GS 461	K 7000 Chain	CD35
Voltage Electric CC Gas	220-240 V Single Phase	76.5 cc	76.5 cc	220-240 V 200-480 V 3-Phase	220-240 V Single Phase
Max Power Output	3.6 kW / 4.8 Hp @ 220-240 V	3.7 kW / 5 Hp Gas	4.3 kW / 5.8 Hp Gas	3 kW / 4 Hp @ 220-240 V 5.5 kW / 7.4 Hp @ 200-480 V	3.4 kW / 4.6 Hp @ 220-240 V
Max No Load Speed	8,500 RPM	11,500 RPM	13,500 RPM	8,800 RPM	8,300 RPM
Max Bar Length	350 mm	350 mm	400 mm	450 mm	400 mm
dB(A)	96.9 dB(A)	117 dB(A)	117 dB(A)	99 dB(A)	NA
Vibration	1.45 m/s ² front 2.98 m/s ² rear	7.2 m/s ² front 8.5 m/s ² rear	NA	2.7 m/s ² front 2.1 m/s ² rear	NA
Weight	23.5 lbs / 10.6 kg	21 lbs / 9.6 kg	16.8 lbs / 7.6 kg	20.1 lbs / 9.1 kg	20 lbs / 9.1 kg

Force3[®] Power Head, Bars, and Chains

616043 Force3[®] Powerhead
MSRP \$7,999.00



Guidebars and Sprocket



P/N	Force3 Bar Description
621540	ICS Guidebar, 10 in/25 cm
71395	ICS Guidebar 12 in/30 cm
513122	ICS Guidebar 14 in/35 cm
634342	Drive Sprocket kit - 536-E (F3 Series)

FORCE3[®] Diamond Chains



P/N	Chain Description
584288	ICS FORCE3 Chain, 10 in/25 cm, 50 Drive Links
584290	ICS FORCE3 Chain, 12in/30 cm, 58 Drive Links
584292	ICS FORCE3 Chain, 14 in/35 cm, 64 Drive Links
584289	ICS FORCE3 Brick Chain, 10 in/25 cm, 50 Drive Links
584297	ICS FORCE3 Brick Chain, 12in/30 cm, 58 Drive Links
584299	ICS FORCE3 Brick Chain, 14 in/35 cm, 64 Drive Links
584295	ICS FORCE3 Premium Chain, 10 in/25 cm, 50 Drive Links
584298	ICS FORCE3 Premium chain 12 in/30 cm, 58 Drive Links
584302	ICS FORCE3 Premium chain 14 in/35 cm, 64 Drive Links

Force4® Power Head, Bars, and Chains

634309 Force4® Powerhead
MSRP \$7,999.00



Guidebar and Sprocket



P/N	Force4 and Power Grit Bar Description
523383	ICS Guide bar 12 in/30 cm
634341	Drive Sprocket kit - 536-E (F4 Series)

FORCE4® Diamond Chains



P/N	Chain Description
531743	ICS FORCE4-25 chain 12 in/30 cm
531745	ICS FORCE4-25 Premium L chain 12 in/30 cm
531739	ICS FORCE4-25 Premium S chain 12 in/30 cm
531747	ICS FORCE4-25 Abrasive chain 12 in/30 cm
599881	ICS FORCE4-50 Cross-LINK chain 12 in/30 cm
605443	ICS FORCE4-25 Sandwich Segment chain 12 in/30 cm
598280	ICS FORCE4-25 Texas Edition chain 12 in/30 cm

PowerGrit® Diamond Chains



P/N	Chain Description
680233	ICS PowerGrit XL chain 12in/30cm (50 drive links)
547641	ICS PowerGrit chain 12 in/30 cm (50 drive links)

Warranty

Replacement Parts List

SKU	Description
636420	SIDE COVER REPL KIT, 536-E
636419	MUD FLAP REPL KIT, 536-E
636418	FRONT REPL HANDLE, 536-E
636417	REAR HANDLE REPL KIT, 536-E
636416	WALLWALKER REPL KIT, 536-E
636421	WATER HOUSE REPL KIT, 536-E
636415	POWERCORD REPL KIT, 536-E
636414	BAR MOUNT PLATE REPL KIT, 536-E
636413	TENSIONER REPL KIT, 536-E
636411	MOTOR REPLACEMENT REPL KIT, 536-E
636412	MOTOR REPL SEAL, 536-E



All other warranty diagnostics and repairs to return to PDX