



Space Week Craft Activities

[Shop Craft Boxes Here](#)



Paper Roll Rocket


Materials:

- Craft roll paper
- Small rectangle-shaped paper (twisted into a cone shape, for rocket top)
- Paint sticks/markers
- Coloured pegs for base
- Scissors/glue/double-sided tape
- Craft Box items to decorate

Paper Plate Space Wreath

Materials:


- Craft roll paper
- Googly eyes
- Felt paper
- Buttons
- Markers/paint sticks
- Scissors/glue



***You may use any other craft material you'd like for your creation - the only limit is your imagination!**

Space Week Craft Activities

[Shop Craft Boxes Here](#)



Paper Roll Aliens

Materials:

- Craft roll paper
- Small rectangle-shaped paper (twisted into a cone shape, for rocket top)
- Paint sticks/markers
- Scissors/glue/double-sided tape
- Craft Box items to decorate

Paper Plate UFO

Materials:

- Paper plates x 2 - glued together
- Paper cup cut in half, for the top
- Black markers/paint sticks
- Scissors/glue/double-sided tape
- Craft Box items to decorate

- **TIP:** Before you glue your two plates together, twist some paper and glue it inside one of the plates. This will give the plates some cushion and filler to keep them from collapsing.



***You may use any other craft material you'd like for your creation - the only limit is your imagination!**



Space Week

Funbox

Craft Activities

[Shop Craft Boxes Here](#)



Decorate Your Own Robot Mask


Materials:

- [Funbox Colour-In Robot Mask](#)
- **Markers/paint sticks**
- **Various Craft Box items**

Planet Scene Magic Scratch Art

Materials:

- [Funbox Planet & Rocket Magic Scratch Art Kit](#)
- **Markers/paint sticks**
- **Holographic foil paper for stars**
- **Scissors/glue/double-sided tape**
- **Craft Box items to decorate**



***You may use any other craft material you'd like for your creation - the only limit is your imagination!**



Space Week

Funbox

Craft Activities

Shop Craft Boxes Here



Bouncing Ball Solar System



Materials:

- [Funbox Bouncing Ball Kit](#)
- Sheet of paper
- Markers/paint sticks
- Paper plate, one quarter cut and coloured orange (for the Sun)
- Scissors/glue/double-sided tape



****Your Bouncing Balls will need to be made ahead of time. As well as making your solar system, your bouncing balls are a super-fun activity on their own!***

****You may use any other craft material you'd like for your creation - the only limit is your imagination!***

