



Mother's Day Craft Activities



[Shop Craft Boxes Here](#)



Handprint Flower Card


Materials:

- Coloured Paper
- Markers
- Diamante Stickers/Sequins
- Scissors/Glue/Double-Sided Tape




Step 1:

Start by tracing your handprint on green paper.



Step 2:

Draw and cut out two flower pots that would fit to size under your handprint. You can draw one and use it to trace the second one so that they are the same size.



Step 3:

Using coloured paper, draw and cut out five flowers, with six petals on each of them.



Step 4:

Glue your handprint and flower pot to a piece of white paper. Fold one of your flower pots at the top (so it will open up) and glue it on top of the other flower pot.



Step 5:

Glue your flowers down on top of the fingertips of your hand cut-out. Stick diamantes or sequins down for the centre of the petal.



Step 6:

Your card is ready to open up and write your message inside!

***You may use any other craft material you'd like for your creation - the only limit is your imagination!**



Mother's Day Craft Activities



[Shop Craft Boxes Here](#)



What I Love About Mum Flower

Materials:


- Coloured paper
- Sequins/stickers/diamantes/Pom Poms
- Scissors/glue
- Markers



Love Heart Figure

Materials:

- Coloured paper
- Googly eyes
- Pipe cleaners
- Marker
- Scissors/glue



***You may use any other craft material you'd like for your creation - the only limit is your imagination!**



Mother's Day Funbox Craft Activities



[Shop Craft Boxes Here](#)



Decorate a Picture Frame

Materials:

- [Funbox DIY Picture Frame](#)
- Markers/paint sticks
- Scissors/glue/double-sided tape
- Craft Box Items to decorate



Design a Flower Pot

Materials:

- [Funbox DIY Flower Pot](#)
- Markers/paint sticks
- Scissors/glue/double-sided tape
- Craft Box Items to decorate



***You may use any other craft material you'd like for your creation - the only limit is your imagination!**



Mother's Day Funbox Craft Activities



[Shop Craft Boxes Here](#)

Decorate a Wooden Trophy

Materials:

- [Funbox Wooden Trophy Kit](#)
- Markers/paint sticks
- Scissors/glue/double-sided tape
- Craft Box items to decorate



DIY Button Vase

Materials:

- [Funbox DIY Button Vase](#)
- Scissors/glue/double-sided tape
- Craft Box items to decorate



***You may use any other craft material you'd like for your creation - the only limit is your imagination!**

