



Christmas Craft Activities

[Shop Craft Boxes Here](#)

Paper Plate Wreath

Materials:

- Paper plate
- Markers/paint sticks
- Pipe cleaner
- Pom Poms
- Craft Box items to decorate
- Scissors/glue/double-sided tape



Santa Beard Advent Calendar

Materials:


- Red & white paper
- Googly eyes
- Cotton balls
- Pom Poms
- Marker
- Wool or ribbon to hang
- Scissors/glue



Paper Elf Hat

Materials:

- Coloured paper
- Cotton wool or Pom Pom
- Craft Box items to decorate
- Scissors/glue/double-sided tape



- You will need to cut out the template for your hat using shapes similar to this example
- Glue the two ends of the hat together to make a cone
- Glue the zigzag band onto the base of the hat
- It is ready to decorate!

***You may use any other craft material you'd like for your creation - the only limit is your imagination!**

Christmas Craft Activities

Shop Craft Boxes Here

Hanging Twirling Christmas Tree



Materials:

- Paper plate, coloured green both sides
- Markers/paint sticks
- Coloured paper
- Twine or wool
- Craft Box items to decorate
- Scissors/glue/double-sided tape

- Start by cutting your paper plate into a spiral. It should look a bit like a snail
- Using coloured paper, cut out at least 8-10 circles for your baubles and decorate them if you'd like.
- Cut out 2 paper stars
- Take a piece of string or wool and tie a knot on one end. Staple this to the top part of your swirl (or punch out a hole and tie the string to it)
- Glue your paper stars together to the top of the tree- sticking the string between them.
- Make holes in your paper baubles as well as onto your tree. Tie on each bauble with a piece of string

From: <https://www.redtedart.com/paper-plate-christmas-tree-whirligig/>

Paper Plate Snowman

Materials:

- Paper plate
- Googly eyes
- Paper
- Buttons
- Markers/paint sticks
- Scissors/glue/double-sided tape



***You may use any other craft material you'd like for your creation - the only limit is your imagination!**

FUNBOX


Christmas Craft Activities

[Shop Craft Boxes Here](#)

Popsicle Hanging Decorations

Materials:

- Popsicle sticks
- Markers/paint sticks
- Craft Box items to decorate
- Scissors/glue/double-sided tape



***You may use any other craft material you'd like for your creation - the only limit is your imagination!**



Christmas Funbox Craft Activities

[Shop Craft Boxes Here](#)



Gingerbread House

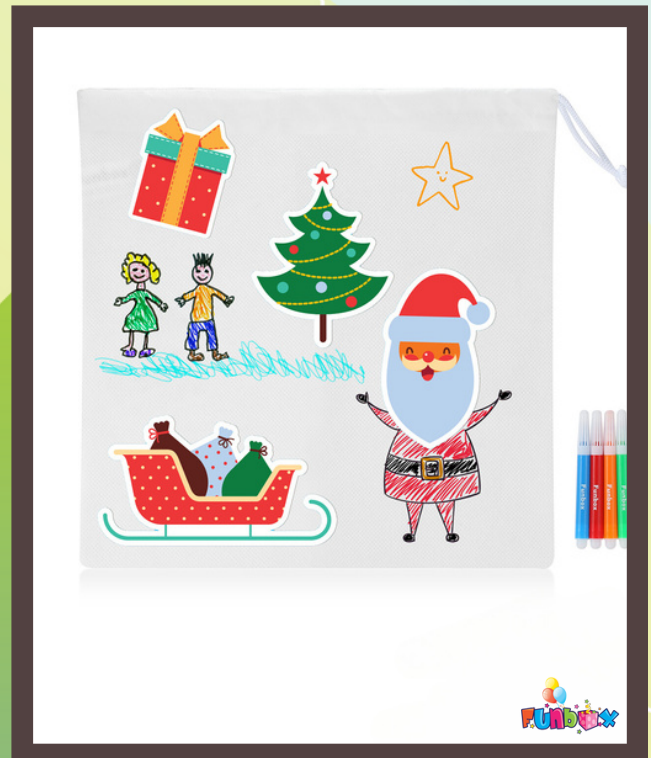
Materials:

- [Funbox Eco-Friendly DIY Bird House Kit](#)
- Coloured straws
- Cotton wool
- Pom Poms
- Craft Box items to decorate
- Scissors/glue/double-sided tape

DIY Santa Sack/ Gift Bag

Materials:

- [Funbox Plain Drawstring Bag](#)
- Markers/paint sticks
- Craft Box items to decorate
- Scissors/glue



***You may use any other craft material you'd like for your creation - the only limit is your imagination!**

Christmas Funbox Craft Activities

[Shop Craft Boxes Here](#)



DIY Christmas Cards

Materials:

- [Funbox DIY 3-Pack Christmas Card Kit](#)
- **Craft Box items to decorate**
- **Scissors/glue/double-sided tape**



Hand Puppet Snowman

Materials:

- [Funbox Decorate-Your Own Hand Puppet](#)
- **Felt paper**
- **Buttons/Pom Poms**
- **Markers/paint sticks**
- **Scissors/glue/double-sided tape**



***You may use any other craft material you'd like for your creation - the only limit is your imagination!**

Christmas Funbox Craft Activities

[Shop Craft Boxes Here](#)

Hanging Christmas Tree Decoration



Materials:

- [Funbox DIY Flower Pot Kit](#)
- Markers/paint sticks
- Ribbon for hanging
- Holographic foil sheet
- Craft Box items to decorate
- Scissors/glue/double-sided tape

Tips:

- To hang your decoration, fold a piece of ribbon in half and tie a knot on the folded end. Thread this through a hole at the top of your flower pot. You may need to add another knot on the inside or tape it down.
- You can choose to make your Flower Pot decoration either way- it can be a hanging decoration, or turn it upside down and make it a treat/gift holder instead!

Reindeer Treat Holder

Materials:

- [Funbox DIY Flower Pot Kit](#)
- Markers/paint sticks
- Googly eyes/Pom Poms
- Coloured paper to trace two hand prints
- Scissors/glue/double-sided tape



***You may use any other craft material you'd like for your creation - the only limit is your imagination!**