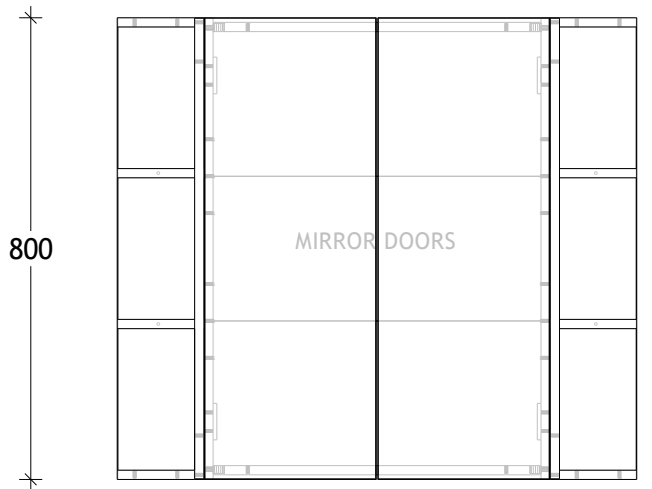
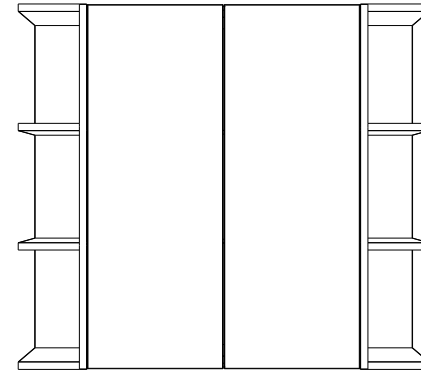


1 2.5 1
 * 150 * 297.8 * 297.7 * 150 *

* 900 *

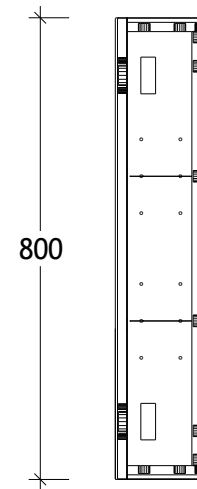


800

MIRROR DOORS

1 2.5 1
 * 150 * 297.8 * 297.7 * 150 *

* 900 *



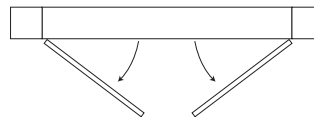
800

16
 * 4 * 130 *

* 150 *



PRODUCT:	GLACIER SHELF MIRRORED CABINET 900	
CODE:	LITE: GLLSSC0900D-2D	PRO: GLPSSC0900D-2D
DOORS:	2 DOOR	
SIZE:	900	
CONFIGURATION:	DOUBLE SHELF - STANDARD HINGING	
VERSION:	01	DATE: 31/08/22



NOTES:

ALL DIMENSIONS ARE NOMINAL AND SUBJECT TO CHANGE.
 DO NOT DRILL OR ROUGH IN UNTIL YOU HAVE RECEIVED AND MEASURED YOUR PRODUCT.
 ALL DIMENSIONS ARE IN MILLIMETRES.
 DO NOT MEASURE FROM DRAWING.