

Note: This product must be installed by a Licensed Plumber. This is a general installation guide – factors may alter the installation method.

Ciara Twin Shower

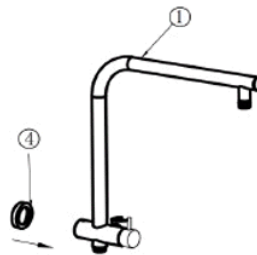
Installation

1. Make an inlet hole 42mm

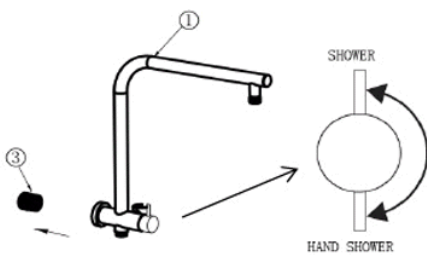
Screw the threaded adaptor (3) to wall outlet and tighten firmly



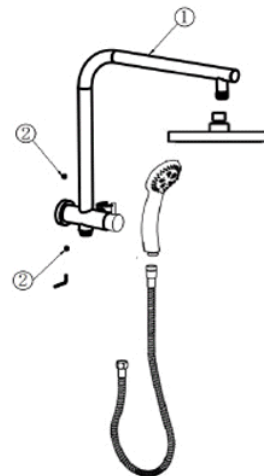
2. Push the dress ring (4) to the shower body (1)



3. Push shower body (1) assembly onto the wall adaptor (3)



4. Lock the screw with allen key and fix the shower body to the wall. Install the shower head, hand shower and shower hose. Check for leaks.



Always use a soft, damp cloth with mild detergent to wipe your shower clean. Avoid using abrasive detergents, cleaning powders, scouring pads, strong disinfectants, cleaners containing hydrochloric acid or phosphoric acid as this will cause damage to the finish.