






1 Remove 2" of cable jacket, carefully avoid nicking any conductor.




2 Push green & blue pairs through the underpass (assuming T568B code).



3 Verify conductors are seated according to T568A or T568B code.



4 Carefully flush cut conductors from the sides.




5 Place cap into jack housing.



6a Snap closed. You will hear a distinct click.



6b OR use outer jaws of our trueCLOSE tool to snap jack closed.



7 Insert nylon tie and cut.



8 All done!