





1 Remove 2" of cable jacket, carefully to avoid nicking a conductor.




2 Remove any waterproof tape & spline if present.



3 Line up pairs to seat according to T568A or T568B sequence.

trueIMPACT



4 Seat conductors into slots, minimizing untwist.




5a Punch down conductors using trueIMPACT tool.



6a Snap on IDC cap. And done!

trueSPEED



5b Close tool handle to seat & flush cut conductors.



6b Snap on IDC cap. And done!