

Cat5e Outdoor Unshielded

24AWG • 4 Twisted Pairs • CMX
U/UTP • 350MHz • Solid Copper



Lengths Available

- 500ft
- 1000ft

Jacket Colors



Key Features

- Bandwidth tested up to 350 MHz
- Suitable for 1 Gigabit and 2.5 Gigabit Ethernet up to 328 ft
- In compliance with ANSI/TIA 568.2-D
- CMX jacket can withstand sunlight, dirt, snow, and moisture
- Supports Power over Ethernet: PoE/PoE+/PoE++ (IEEE 802.3af/at/bt) 4PPoE up to 100W
- Sequential footage markings every 2ft

Technical Data

Insulation	PE
Average Thickness (mm)	0.205
Min Point Thickness (mm)	0.198
Conductor Insulation Dia. (±0.02mm)	0.91
Twisted Pair Dia. (±0.02mm)	1.82
Ripcord	Nylon
Spline	Not Present
Polyethylene Tape	Present
Shielding	U/UTP
Water Resistance	Jacket Only

Conductor	Solid Bare Copper
Size	24AWG
Conductor Dia. (±0.05mm)	0.50

Standards Reference

UL-444 / cETLus

ANSI/TIA 568-2.D

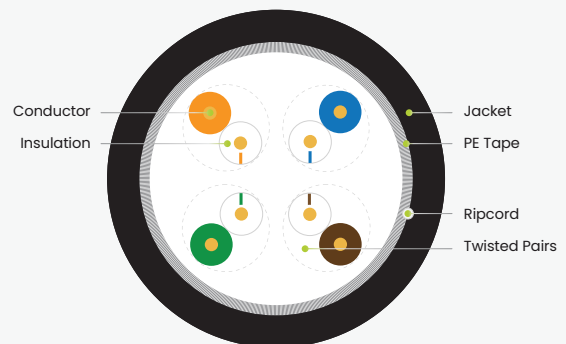
ISO/IEC 11801

Color of Pairs

Pair 1	Blue- White/Blue
Pair 2	Orange- White/Orange
Pair 3	Green- White/Green
Pair 4	Brown- White/Brown

Cable Jacket

	LLDPE
Average Thickness (mm)	0.50
Min. Point Thickness (mm)	0.45
Outer Diameter (±0.2mm)	5.10



Print Legend

trueCABLE 4007468 Cat5e CMX U/UTP OUTDOOR UV 75°C 4PR 24AWG c(ETL)us VERIFIED to ANSI/TIA 568-2.D 350MHz ROHS-3 XXXXFT MM/YY

Cat5e Outdoor Unshielded

24AWG • 4 Twisted Pairs • CMX
U/UTP • 350MHz • Solid Copper



Lengths Available

- 500ft
- 1000ft

Jacket Colors



Electrical Characteristics

PoE Certification	PoE/PoE+/PoE++ 4PPoE
Maximum PoE Wattage	100W
PoE Application Compatibility	802.3af/at/bt Type 4
TIA 568-2.D Cat5e Permanent Link +PoE	CERTIFIED
Maximum Application Speed @ 295ft	2.5GBASE-T
Nominal Velocity of Propagation (NVP)	69.0
Maximum Operating Voltage	300V
1.0 - 350MHz Impedance (Ω)	100 \pm 15
Maximum Operating Frequency	350MHz
1.0 - 350MHz Delay Skew (ns/100m)	\leq 45
Pair-to-Ground Capacitance Unbalance (pF/km)	\leq 3300
Max. Conductor DC Resistance 20°C (Ω /km)	93.8



Mechanical & Environmental Operating Parameters

Test Object	Jacket	Aging Condition (°C x hrs)	100 x 168
Test Material	LLDPE	After Tensile Strength (Mpa)	\geq 85% of unaged
Before- Tensile Strength (Mpa)	\geq 13.8	Aging Condition - Elongation (%)	\geq 50% of unaged
Aging- Elongation (%)	\geq 100	Cold Bend (-20 \pm 2°C x 4hrs)	No Crack
Min. Bend Radius	2.5cm/1.00in	Operating & Storage Temp.	-40°C to 75°C -40°F to 167°F
Max. Installation Tension	110N/25lb-ft	Installation Temp.	-20°C to 75°C -4°F to 167°F

Tested Compatible Accessories

Product

Part Number

Cat5e Punch Down Keystone Jack Unshielded	5EPD90CMPT
Cat5e Toolless Keystone Jack Unshielded	5ETL90CMPT
Cat5e Pass Through RJ45 Connectors Unshielded	SMPTRJ45
Cat5e Standard RJ45 Connectors Unshielded	SMRJ45
Small Cut-to-Fit RJ45 Strain Relief Boot 5.5 - 7.00mm	SMCTF

Last Updated
03/12/2024

*Specs subject to change without notice. Current version available at www.trueCABLE.com





Cable ID: 5ECMXUVBLK 10/21 JACKET DATE

Test Limit: TIA Cat 5e Perm. Link (+PoE)

Limits Version: V7.6
Date / Time: 11/29/2021 05:34:33 PM
Operator: DON S

Headroom 10.0 dB (NEXT 1,2-3,6)

Cable Type: Cat 5e U/UTP

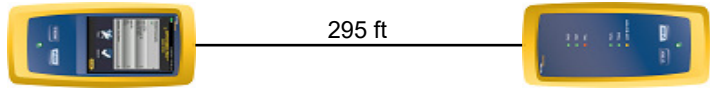
NVP: 69.0%

Main: Versiv
S/N: 1924100
Software Version: V6.6 Build 2
Calibration Date: 11/14/2020
Adapter: DSX-8000 (DSX-PLA804)
S/N: 4523168

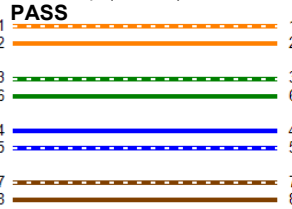
Test Summary: PASS

Remote: Versiv
S/N: 1917273
Software Version: V6.6 Build 2
Calibration Date: 11/14/2020
Adapter: DSX-8000R (DSX-PLA804)
S/N: 4523169

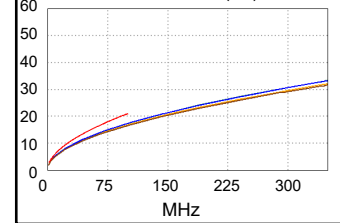
Length (ft), Limit 295	[Pair 7,8]	295
Prop. Delay (ns), Limit 498	[Pair 4,5]	449
Delay Skew (ns), Limit 44	[Pair 4,5]	14
Resistance (ohms), Limit 21.00	[Pair 4,5]	16.77
Resist. Unbal. (ohms), Limit 0.500	[Pair 3,6]	0.070
Resist. P2P Unbal. (ohms), Limit 0.580	[Pair 1,2-4,5]	0.088
Insertion Loss Margin (dB)	[Pair 3,6]	3.7
Frequency (MHz)	[Pair 3,6]	100.0
Limit (dB)	[Pair 3,6]	21.0



Wire Map (T568B)

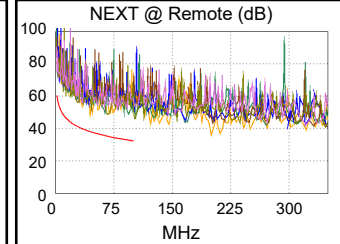
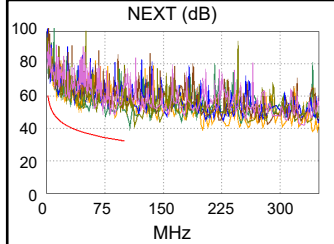


Insertion Loss (dB)

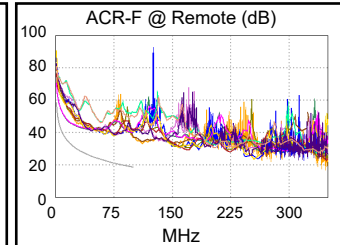
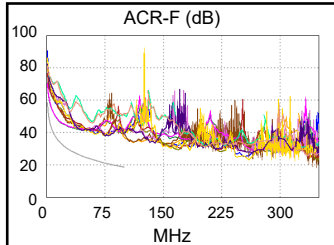


Worst Case Margin Worst Case Value

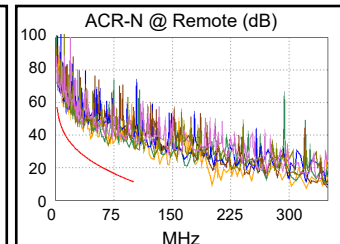
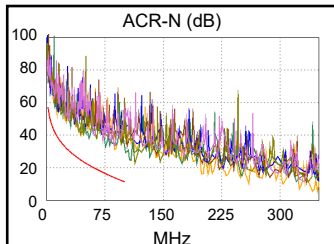
PASS	MAIN	SR	MAIN	SR
Worst Pair	1,2-3,6	1,2-3,6	1,2-3,6	3,6-7,8
NEXT (dB)	12.3	10.0	13.6	11.8
Freq. (MHz)	13.0	44.5	88.3	67.5
Limit (dB)	46.7	38.1	33.2	35.1
Worst Pair	3,6	3,6	1,2	7,8
PS NEXT (dB)	13.9	12.5	14.8	14.0
Freq. (MHz)	41.8	44.5	87.8	67.3
Limit (dB)	35.5	35.1	30.2	32.1



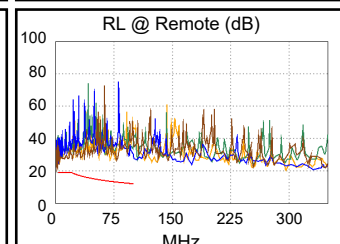
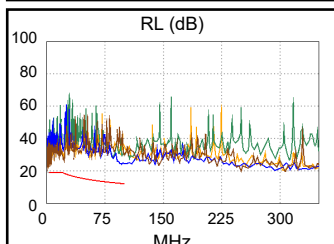
PASS	MAIN	SR	MAIN	SR
Worst Pair	1,2-4,5	4,5-1,2	1,2-3,6	1,2-3,6
ACR-F (dB)	11.8	11.9	18.1	17.9
Freq. (MHz)	2.3	2.3	100.0	99.5
Limit (dB)	51.6	51.6	18.6	18.7
Worst Pair	4,5	4,5	1,2	3,6
PS ACR-F (dB)	13.5	13.5	18.3	18.6
Freq. (MHz)	1.9	1.0	99.3	99.5
Limit (dB)	50.2	55.6	15.7	15.7



N/A	MAIN	SR	MAIN	SR
Worst Pair	1,2-3,6	1,2-3,6	1,2-3,6	1,2-4,5
ACR-N (dB)	13.2	12.2	17.0	19.5
Freq. (MHz)	13.0	44.5	88.3	94.0
Limit (dB)	39.6	24.5	13.6	12.5
Worst Pair	1,2	3,6	1,2	4,5
PS ACR-N (dB)	15.3	14.7	18.6	22.1
Freq. (MHz)	13.1	44.5	87.8	94.0
Limit (dB)	36.5	21.5	10.7	9.5



PASS	MAIN	SR	MAIN	SR
Worst Pair	7,8	7,8	4,5	7,8
RL (dB)	6.5	6.2	11.7	6.2
Freq. (MHz)	3.8	3.8	96.8	3.8
Limit (dB)	19.0	19.0	12.2	19.0



Compliant Network Standards:
 10BASE-T 100BASE-TX 100BASE-T4
 1000BASE-T 2.5GBASE-T ATM-25
 ATM-51 ATM-155 100VG-AnyLan
 TR-4 TR-16 Active TR-16 Passive