

Cat5e 90° Toolless Shielded Keystone Jack

Component Level Rated •
250MHz • 4PPoE • Suitable for
Shielded Ethernet Cable



Key Features

- Component Level Rated and Impedance Matching for Superior Cat5e Performance
- Press Fit Technology for Maximum Reliability
- UL, cETLus, CE, TAA, FCC, ETL Verified to IEC 60512-99-001, and RoHS-2 Compliant
- ANSI/TIA 568 2.D Certified with trueCABLE Cat5e F/UTP Ethernet Cable
- Supports PoE++ (802.3bt) 4PPoE, up to 100W

Fitment

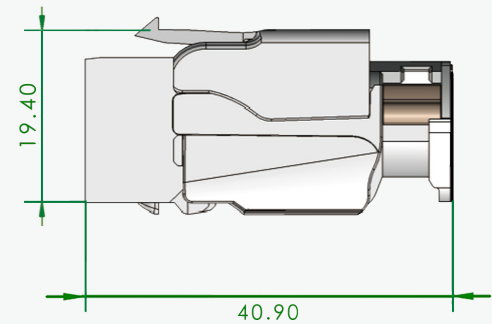
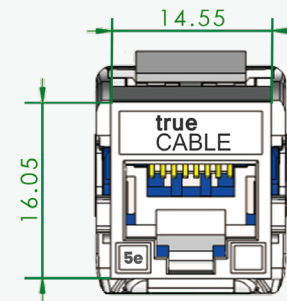
Conductor Type	Solid & Stranded Copper
Suitable Conductor Gauge	23 to 26 AWG
Conductor Insulation Diameter	0.86 - 1.47mm
Cable Jacket Diameter	5.00 - 9.90mm

Electrical

Contact Resistance	<20mΩ
Insulation Resistance	>500MΩ
Current Rating	1.5A @ 20°C
Dielectric Strength	>1000VDC

Tested Compatible Tools

Product	Part Number
Parallel Crimping Pliers	trueCLOSE
Conductive Copper Fabric Strips	CUStrips_100pc




Unit = mm

Construction & Mechanical

Jack Type	90° Hinged Toolless Style	Re-termination Durability Rating	20 Termination Cycles
Jack Housing Material	Nickel Plated Zinc Alloy	RJ45 Insertion Durability Rating	750 Connection Cycles
Fire Safety	UL 94V-0	Operating Temperature	14°F to 140°F -10°C to 60°C
Conductor Holder Material	Polycarbonate	RJ45 Spring Wire	Phosphor Bronze with 60μ Nickel Undercoat and 50μ Gold Plating
IDC Terminals	Phosphor Bronze with 100μ Nickel Plating		

Application

Standards Compliance	TIA Category 5e and ISO/IEC 11801 Class D Certified
Maximum Application Speed	100BASE-TX to 2.5GBASE-T up to 295ft
PoE Compatibility	PoE/PoE+/PoE++ (IEEE 802.3af/at/bt) 4PPoE up to 100W
Maximum PoE DC Wattage	100W
Installation Environment	For shielded (F/UTP, S/FTP, F/FTP) cable only
Wiring Schema	T568A or T568B with color coding diagram on conductor holder cap



Cable ID: 5ESCMR 06/21 STP JACK > JACK

Test Limit: TIA Cat 5e Perm. Link (+PoE)

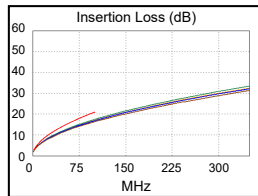
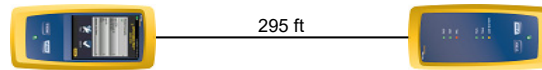
Limits Version: V7.6
Date / Time: 04/11/2022 08:58:04 AM
Operator: DON S
Headroom 4.9 dB (NEXT 1,2-7,8)
Cable Type: Cat 5e F/UTP
NVP: 68.1%

Main: Versiv
S/N: 1924100
Software Version: V6.7 Build 1
Calibration Date: 11/14/2020
Adapter: DSX-8000 (DSX-PLA804)
S/N: 4523169

Test Summary: PASS

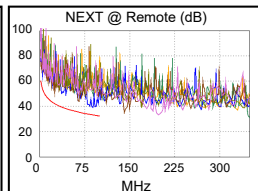
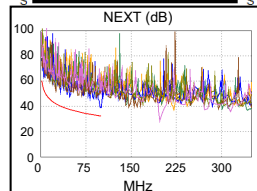
Remote: Versiv
S/N: 1917273
Software Version: V6.7 Build 1
Calibration Date: 11/14/2020
Adapter: DSX-8000R (DSX-PLA804)
S/N: 4523168

Length (ft), Limit 295	[Pair 7,8]	295
Prop. Delay (ns), Limit 498	[Pair 3,6]	462
Delay Skew (ns), Limit 44	[Pair 3,6]	22
Resistance (ohms), Limit 21.00	[Pair 3,6]	16.69
Resist. Unbal. (ohms), Limit 0.500	[Pair 3,6]	0.045
Resist. P2P Unbal. (ohms), Limit 0.570	[Pair 3,6-7,8]	0.173
Insertion Loss Margin (dB)	[Pair 3,6]	3.6
Frequency (MHz)	[Pair 3,6]	100.0
Limit (dB)	[Pair 3,6]	21.0

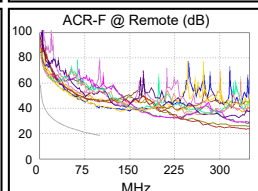
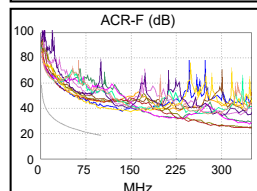


Worst Case Margin Worst Case Value

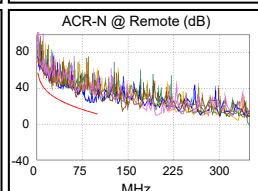
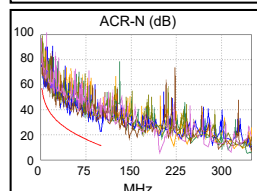
	MAIN	SR	MAIN	SR
PASS				
Worst Pair	1,2-7,8	1,2-7,8	1,2-7,8	1,2-7,8
NEXT (dB)	6.5	4.9	6.5	4.9
Freq. (MHz)	98.8	88.0	98.8	88.0
Limit (dB)	32.4	33.2	32.4	33.2
Worst Pair	1,2	1,2	1,2	1,2
PS NEXT (dB)	9.1	7.6	9.1	7.6
Freq. (MHz)	98.8	88.0	98.8	88.0
Limit (dB)	29.4	30.2	29.4	30.2



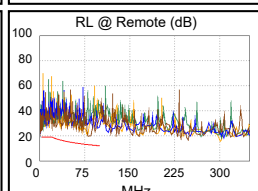
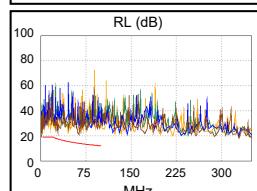
	MAIN	SR	MAIN	SR
PASS				
Worst Pair	7,8-1,2	1,2-7,8	7,8-1,2	1,2-7,8
ACR-F (dB)	21.0	21.6	21.1	21.7
Freq. (MHz)	98.3	98.3	98.5	98.5
Limit (dB)	18.8	18.8	18.7	18.7
Worst Pair	1,2	1,2	1,2	7,8
PS ACR-F (dB)	23.2	24.3	23.3	24.4
Freq. (MHz)	98.3	95.0	98.5	98.3
Limit (dB)	15.8	16.1	15.7	15.8



	MAIN	SR	MAIN	SR
N/A				
Worst Pair	1,2-7,8	1,2-7,8	1,2-7,8	1,2-7,8
ACR-N (dB)	10.7	9.1	11.1	9.1
Freq. (MHz)	5.0	88.0	98.8	88.0
Limit (dB)	48.9	13.7	11.6	13.7
Worst Pair	1,2	1,2	1,2	1,2
PS ACR-N (dB)	13.1	11.2	13.2	11.2
Freq. (MHz)	98.8	88.0	99.0	88.0
Limit (dB)	8.6	10.7	8.5	10.7



	MAIN	SR	MAIN	SR
PASS				
Worst Pair	7,8	7,8	7,8	7,8
RL (dB)	5.8	5.5	6.7	5.5
Freq. (MHz)	28.5	81.5	63.3	81.5
Limit (dB)	17.5	12.9	14.0	12.9



Compliant Network Standards:
 10BASE-T 100BASE-TX 100BASE-T4
 100BASE-T 2.5GBASE-T ATM-25
 ATM-51 ATM-155 100VG-AnyLan
 TR-4 TR-16 Active TR-16 Passive