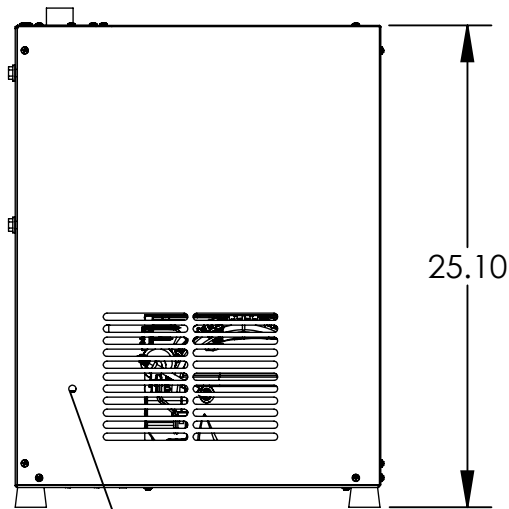
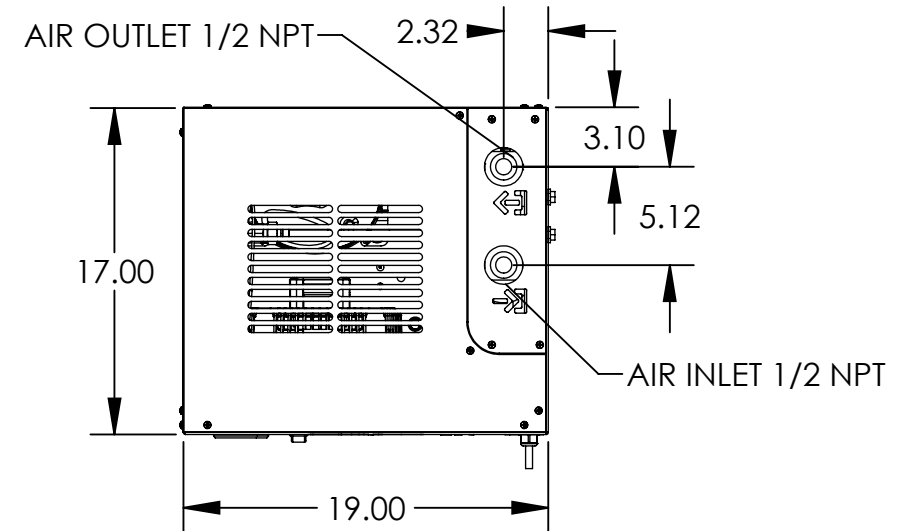

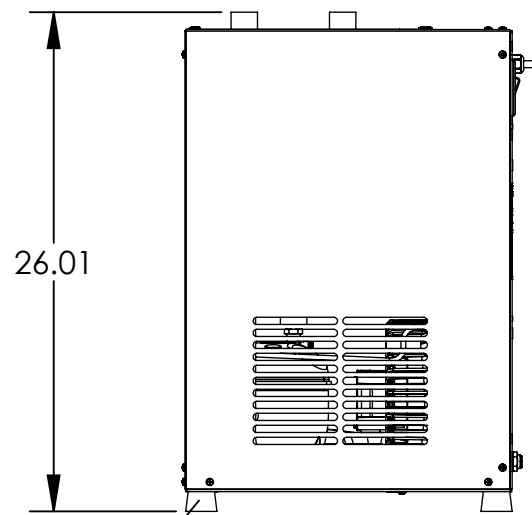


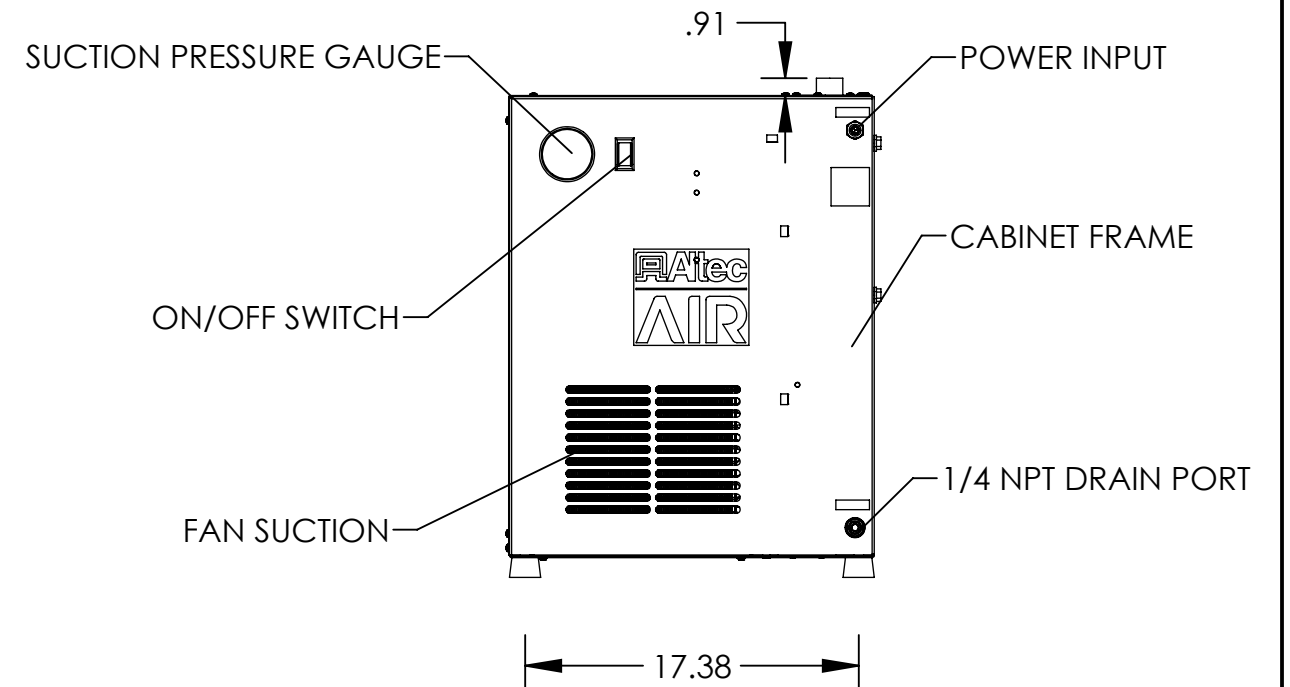
MODEL	RAD-0025A-1
MAX INLET AIR TEMP (F)	140°
MIN/MAX AMBIENT TEMP (F)	45°/120°
VOLTAGE	115V-1Ph-60Hz
REFRIGERANT	R134A
REFRIGERANT CHARGE (OZ)	9.5
LRA	29
RLA	3.65
MCA	6.21
MOP	15
COMPRESSOR	RECIPROCATING
INLET/OUTLET PORT (NPT)	1/2 NPT
DESIGN PRESSURE LOW/HIGH	150/300
COMPRESSOR HP	1/5
WEIGHT (LBS)	92
PLUG TYPE	NEMA 5-15P
POWER CORD LENGTH(FT)	9



DRAIN TEST BUTTON ACCESS



ADJUSTABLE FEET



**COMPRESSED**  
AIR ADVISORS ONLINE, INC.  
YOUR COMPRESSED AIR PARTNER

**877.247.2381**

[www.CompressedAirAdvisors.com](http://www.CompressedAirAdvisors.com)

DRAWN	M. DELEON	UNLESS OTHERWISE NOTED, TOLERANCES ARE: FRACTIONS: $\pm 1/16$ ANGLES: $\pm 0^{\circ}30'$ DECIMAL: .X = $\pm .06$   .XX = $\pm .03$   .XXX = $\pm .015$   .XXXX = $\pm .0030$ MACHINED SURFACES: 125 MICROINCHES THESE TOLERANCES DO NOT APPLY TO BASIC DIMENSIONS.
APPROVED		
DATE	08/18/2021	DO NOT SCALE THIS PRINT, REMOVE ALL BURRS & SHARP EDGES, ALL DIMENSIONS ARE IN INCHES. CAD SOFTWARE: SOLIDWORKS. DRAWING DIMENSIONED TO ALTEC STANDARD: CDS-0007.
MATERIAL		
FINISH		
SHEET 1 OF 1		

**Atec | AIR**  
226A COMMERCE ST, BROOMFIELD, CO 80020

TITLE: REFRIGERATED, NON CYCLING, 25 SCFM, 115/1/60

CONFIDENTIAL: This drawing and its contents are the proprietary and confidential information of Altec Industries, Inc. and are not to be reproduced, copied or publicly disclosed. If this drawing is provided to someone outside Altec, it is done so for the limited purpose of assisting that recipient with a technical or product issue. In receiving this drawing, the recipient agrees to maintain it in confidence and not to use it beyond the purpose previously stated. Recipient agrees not to reproduce, copy, or publicly disclose this drawing and its contents.	SCALE	WEIGHT	SIZE	NUMBER	REV
	1:10		2	RAD-0025A-1	A