

4

3

2

1

NOTE : PRIMARY DIMENSIONS ARE INCHES AND DIMENSIONS IN BRACES ARE METRIC

MODEL	DIMENSION										INLET/OUTLET	INLET AIR FLOW	NET WEIGHT	SHIPPING WEIGHT
	A	B	C	D	E	F	G	H	L	W	<MALE>	<SCFM>	<LBS>	<LBS>
HPR50	19.96 {507}	2.40 {61}	2.76 {70}	11.02 {280}	5.90 {150}	5.31 {135}	2.05 {52}	22.36 {568}	19.68 {500}	19.68 {500}	NPT 3/4"	50	91	113



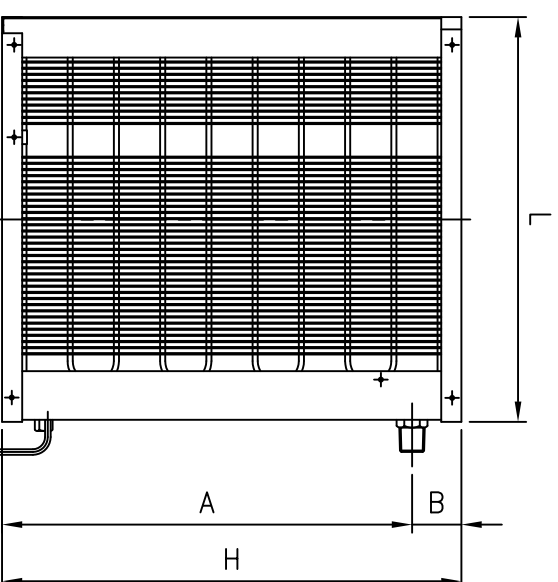
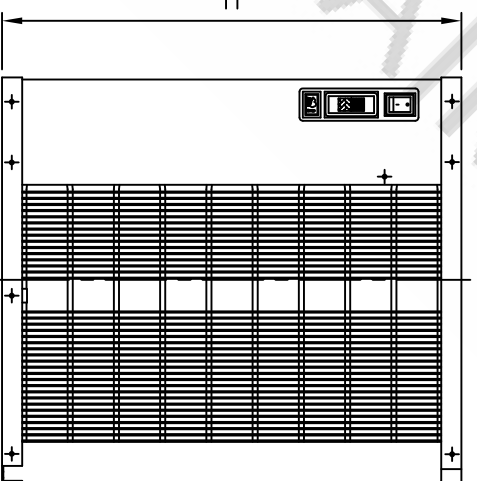
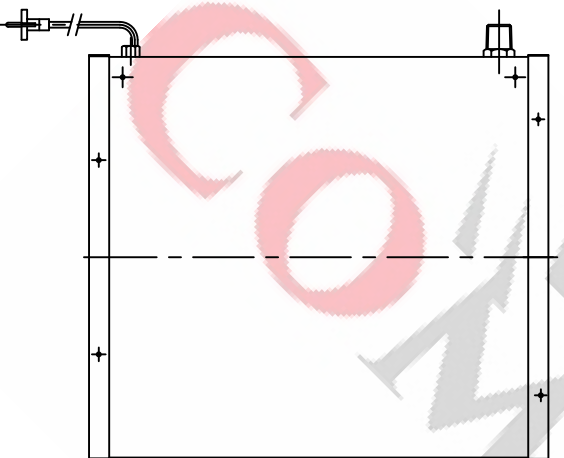
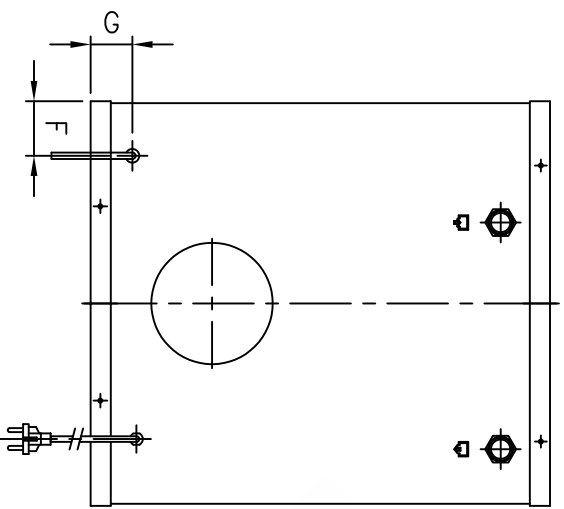
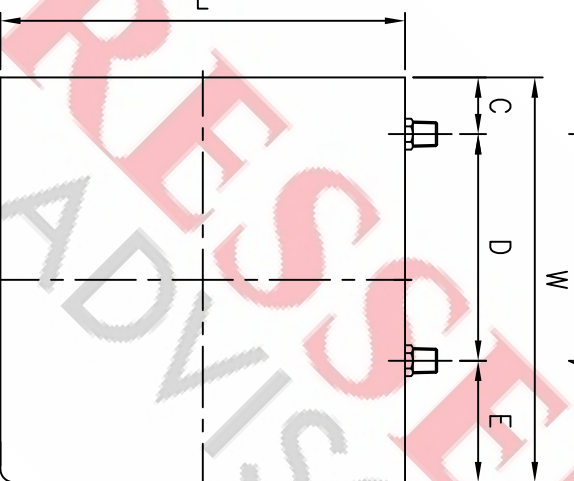
Compressed Air Advisors, Inc.

Phone: 877.247.2381

info@compressedairadvisors.com

www.compressedairadvisors.com

AIR OUTLET AIR INLET



SERVICE :
COMPRESSED AIR

OPERATING CONDITIONS :

- RATED INLET AIR PRESSURE - 100 PSIG
- MAXIMUM INLET AIR PRESSURE - 250 PSIG
- MINIMUM INLET AIR PRESSURE - 30 PSIG
- RATED INLET AIR TEMPERATURE - 100 °F
- MAXIMUM INLET AIR TEMPERATURE - 113 °F
- MINIMUM INLET AIR TEMPERATURE - 40 °F
- RATED AMBIENT AIR TEMPERATURE - 100 °F
- MAXIMUM AMBIENT AIR TEMPERATURE - 113 °F
- MINIMUM AMBIENT AIR TEMPERATURE - 40 °F

SPECIFICATIONS :

- ELECTRICALS - 115-1PH-60HZ, 230-1PH-50HZ
- CONDENSER TYPE - STATIC CONDENSER
- REFRIGERANT - HFC-134a (R-134a)
- EXPANSION DEVICE - CONSTANT EXPANSION VALVE
- DRAIN TYPE - ELECTRONIC DRAIN

A

B

C

D

A

B

C

D

4

3

2

1

REV.	DESCRIPTION	BY	DATE	APPROVED
REVISION HISTORY (Δ INDICATES LATEST REVISION)				

UNLESS OTHERWISE SPECIFIED
DIMENSIONS ARE IN INCHES
TOL. ON FRACTIONS: ± 1/16"
TOL. ON DECIMALS: ± .030" (2 PLACE)
TOL. ON DECIMALS: ± .015" (3 PLACE)
TOL. ON ANGLES: ± .5°
THIRD ANGLE PROJECTION

FILTER NO.	
DRAWN BY: DMC	
DATE: 8/6/03	
CHECKED BY: KWA	
DATE: 8/8/03	
APPROVED BY: JRL	
DATE: 8/8/03	

HANKISON INTERNATIONAL
DIVISION OF SPX AIR TREATMENT
CORPORATION
150 U.S.A.

REFRIGERATED AIR DRYER (STATIC COND)
GENERAL ARRANGEMENT
HPR50

SIZE: C
SCALE: NONE
EST. WT.:
DWG. NO.: GA03HAN-0105
REV.:

4

3

2

1