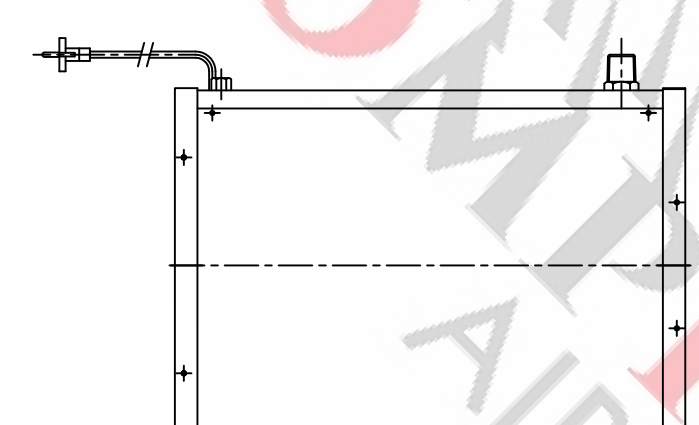
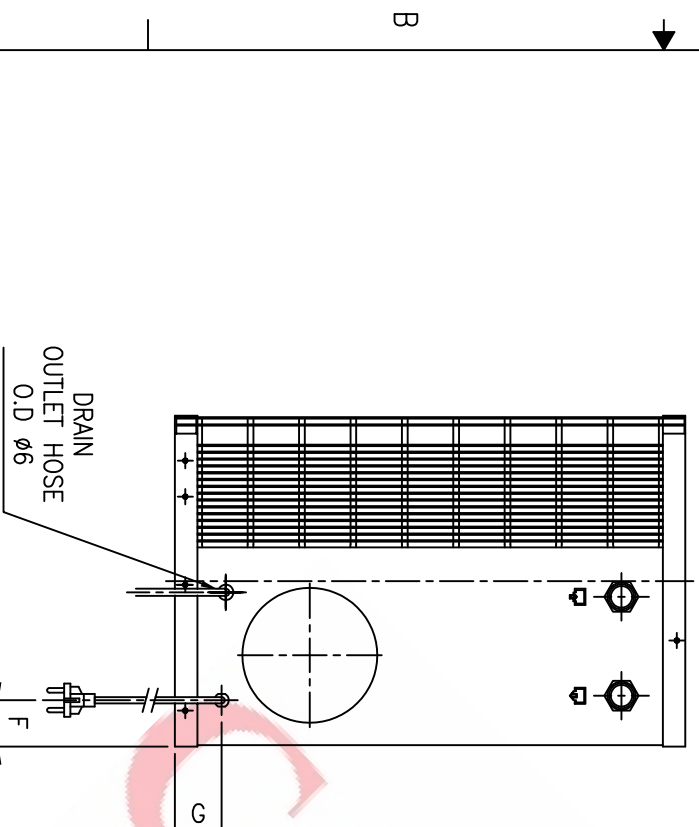
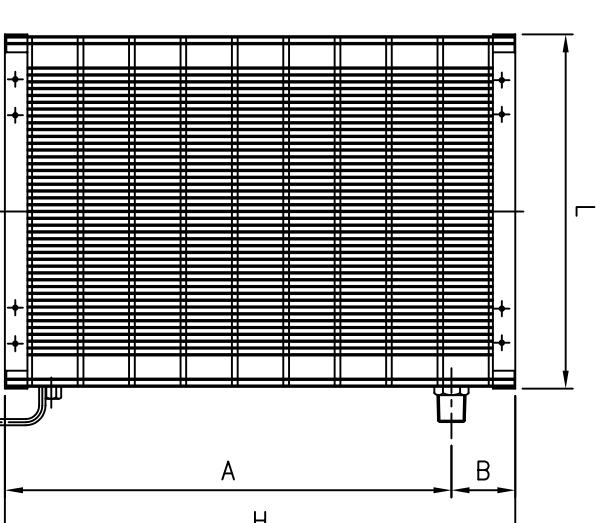
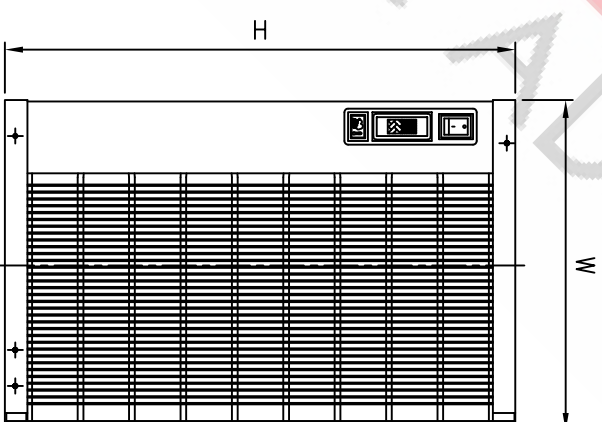
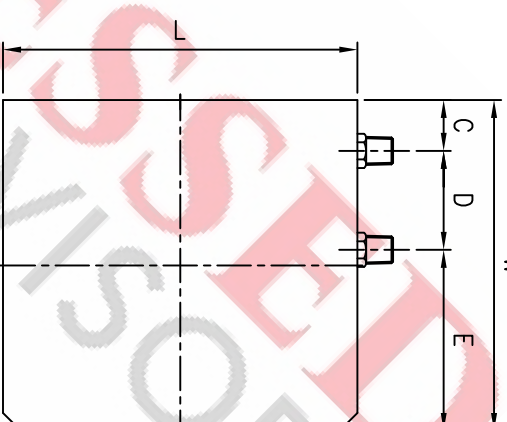



NOTE : PRIMARY DIMENSIONS ARE INCHES AND DIMENSIONS IN BRACES ARE METRIC

MODEL	DIMENSION inch {mm}											INLET/OUTLET <MALE>	INLET AIR FLOW <SCFM>	NET WEIGHT <LBS>	SHIPPING WEIGHT <LBS>
	A	B	C	D	E	F	G	H	L	W					
HPR25	19.56 {497}	2.80 {71}	2.24 {57}	4.33 {110}	7.91 {201}	2.05 {52}	2.05 {52}	22.36 {568}	15.51 {394}	14.48 {368}		NPT 3/4"	25	66	88
HPR35													35		



COMPRESSED
AIR ADVISORS
Inc.
Compressed Air Advisors, Inc.
Phone: 877.247.2381
info@compressedairadvisors.com
www.compressedairadvisors.com

SERVICE :
COMPRESSED AIR

OPERATING CONDITIONS :
 RATED INLET AIR PRESSURE - 100 PSIG
 MAXIMUM INLET AIR PRESSURE - 250 PSIG
 MINIMUM INLET AIR PRESSURE - 30 PSIG
 RATED INLET AIR TEMPERATURE - 100 °F
 MAXIMUM INLET AIR TEMPERATURE - 120 °F
 MINIMUM INLET AIR TEMPERATURE - 40 °F
 RATED AMBIENT AIR TEMPERATURE - 100 °F
 MAXIMUM AMBIENT AIR TEMPERATURE - 120 °F
 MINIMUM AMBIENT AIR TEMPERATURE - 40 °F

SPECIFICATIONS :
 ELECTRICALS - 115V/1PH/60Hz, 230V/1PH/50Hz
 REFRIGERANT - HFC-134a (R-134a)
 EXPANSION DEVICE - CONSTANT EXPANSION VALVE
 DRAIN TYPE - ELECTRONIC DRAIN
 CONDENSER TYPE - STATIC CONDENSER

UNLESS OTHERWISE SPECIFIED DIMENSIONS ARE IN INCHES TOL. ON FRACTIONS: ± 1/16" TOL. ON DECIMALS: ± .030" (2 PLACE) TOL. ON DECIMALS: ± .015" (3 PLACE) TOL. ON ANGLES: ± .5° THIRD ANGLE PROJECTION			FILER NO. DRAWN BY: DMC DATE: 8/6/03 CHECKED BY: KWA DATE: 8/8/03 APPROVED BY: JRL DATE: 8/8/03			 DIVISION OF SPX AIR TREATMENT COMPANY, PA. 150 U.S.A. REFRIGERATED AIR DRYER (STATIC COND) GENERAL ARRANGEMENT HPR25-35		
REV.	DESCRIPTION	BY	DATE	APPROVED	SIZE	DWG. NO.	REV.	
	REVISION HISTORY (Δ INDICATES LATEST REVISION)				C	GA03HAN-0104		
					SCALE: NONE	EST. WT.	SHEET 1 OF 1	

4 3 2 1 4 3 2 1