

LOW OIL STOP CONTROL (OPTIONAL)

HIGH TEMPERATURE SWITCH (OPTIONAL)

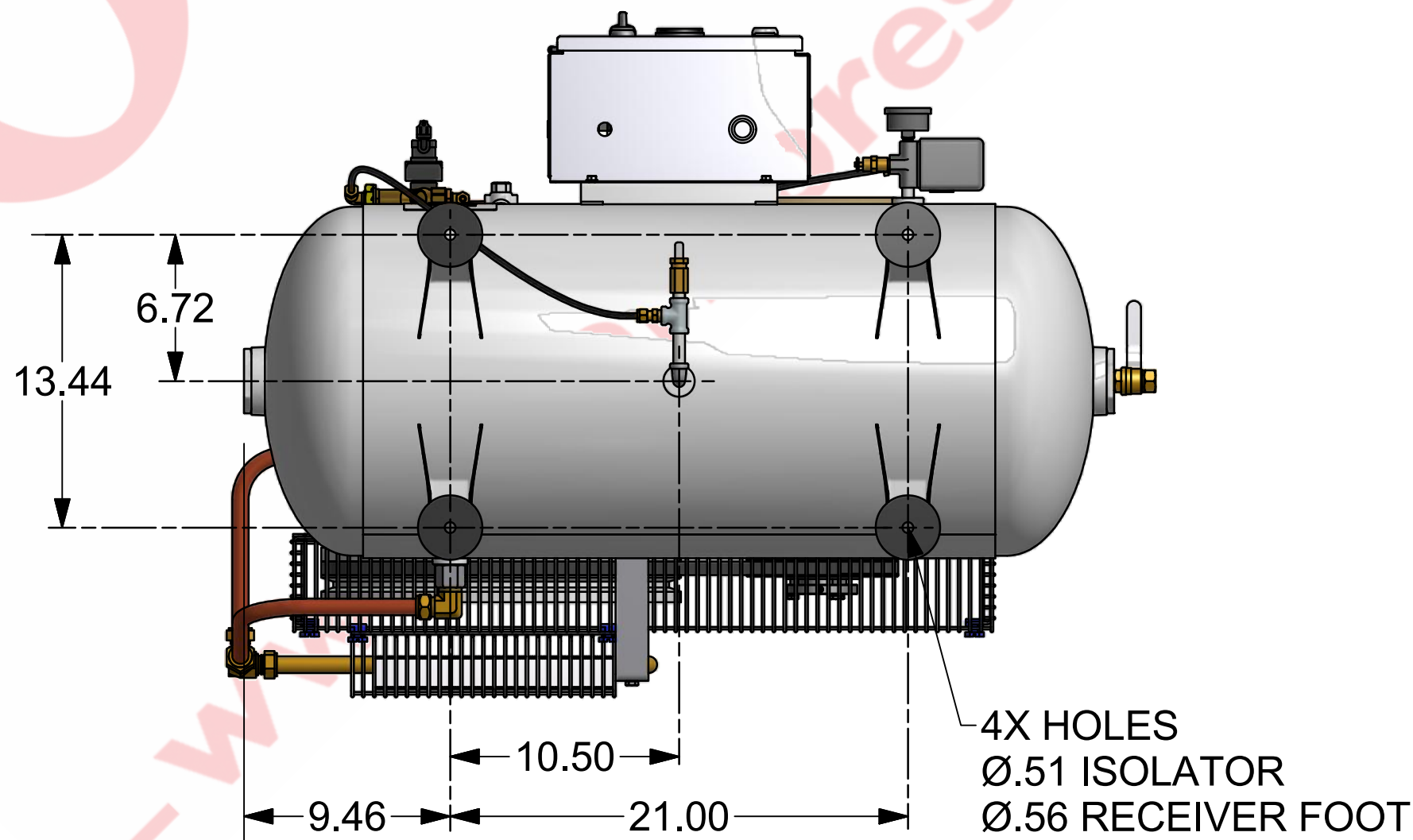
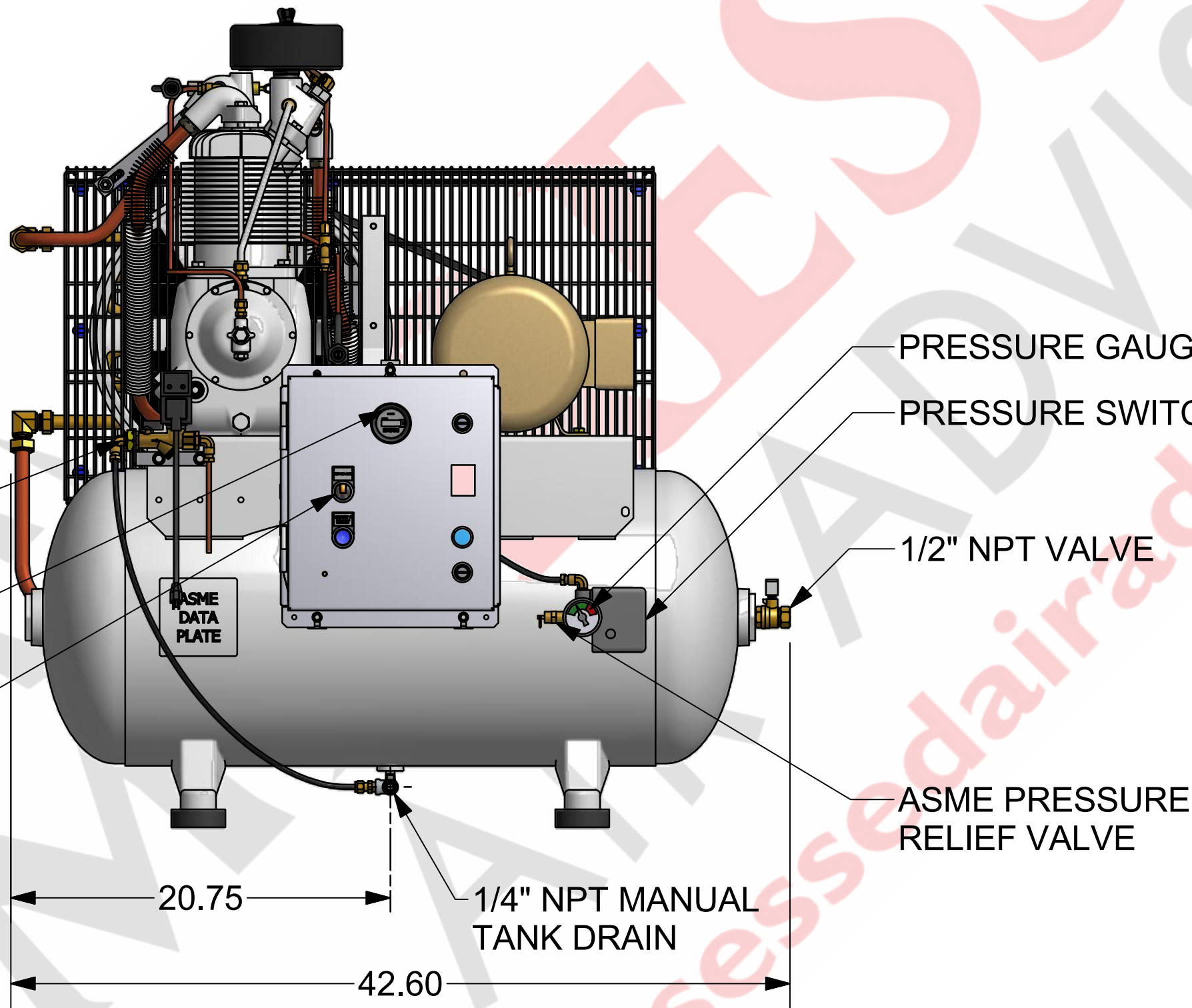
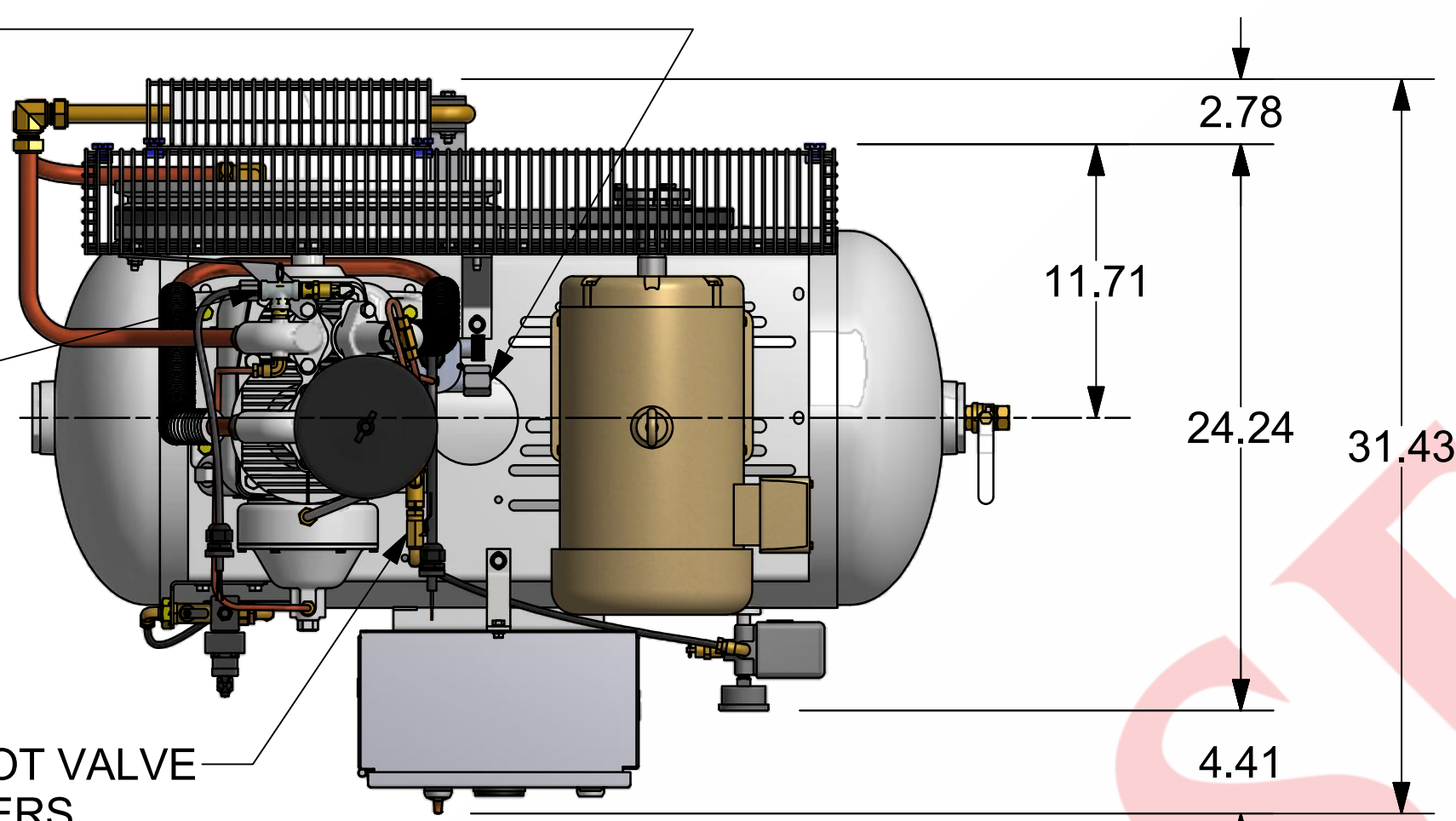
DUAL CONTROL PILOT VALVE AND HEAD UNLOADERS (OPTIONAL)

ELECTRIC TANK DRAIN (OPTIONAL)

HOURLY METER (OPTIONAL)

TEST-OFF-AUTO SWITCH (OPTIONAL)

COMPRESSED
AIR ADVISORS
Inc.
Compressed Air Advisors, Inc.
Phone: 877.247.2381
info@compressedairadvisors.com
www.compressedairadvisors.com



REVISION HISTORY						
ZONE	REV	DESCRIPTION	ECN #	DATE	DWN	CHK
	00	INITIAL RELEASE	1110333			

COMPRESSOR: R10/R15

MOTOR : 2HP (HR2-3)
3HP (HR3F-3)
5HP (HR5-3)

SIMPLEX CONTROL PANEL (OPTIONAL)

30 GALLON ASME AIR RECEIVER

VIBRATION ISOLATORS (OPTIONAL)

AIR COOLED AFTERCOOLER (OPTIONAL)

43.72

10.51

.98

- NOTES:
1. DO NOT SCALE DRAWING.
2. SPECIFICATIONS AND DIMENSIONS ARE SUBJECT TO CHANGE WITHOUT NOTICE OR OBLIGATION.
3. ALL DIMENSIONS ARE IN INCHES.

FINISH OF CHAMFERS AND FILLETS TO CONFORM TO ROUGHEST ADJACENT AREA.		CONFIDENTIAL - THE INFORMATION CONTAINED IN THIS DOCUMENT IS THE PROPERTY OF GARDNER DENVER, INC. IT IS NOT FOR PUBLIC DISCLOSURE. POSSESSION OF THE INFORMATION DOES NOT CONVEY ANY RIGHT TO LOAN, SELL OR DISCLOSE THE INFORMATION. UNAUTHORIZED REPRODUCTION OR USE OF THE INFORMATION IS PROHIBITED. THIS DOCUMENT IS TO BE RETURNED TO GARDNER DENVER, INC. UPON THE COMPLETION OF THE PURPOSE FOR WHICH IT IS LOANED OR UPON REQUEST.	
UNLESS OTHERWISE SPECIFIED DIMENSIONS ARE IN INCHES		DIMENSIONING AND TOLERANCING PER ASME Y14.5-2009 THREADS PER ASME B1.1 GAGING SYSTEM 21 U.O.S., ANSI B1.20.1 & B1.20.3	
TOL. ON DECIMALS: .X = ± .05 TOL. ON DECIMALS: .XX = ± .02 TOL. ON DECIMALS: .XXX = ± AS SPECIFIED TOL. ON ANGLES: = ± 0'-30'		HEAT TREATMENT	ENG. REF: 307CAS800
THIRD ANGLE PROJECTION		DESCRIPTION 0800-OUTLINE-BARE UNIT OUTLINE-UNIT, 30GL ELECTRIC HR5-3, HR3F-3, HR2-3	
DRAWN BY: kas1112 CHECKED BY:	9/29/2017	SIZE: D SCALE:	ENGR. APPROVAL: 400CAS800 DWS. NO.: REV: 00
		SHEET 1 OF 1	