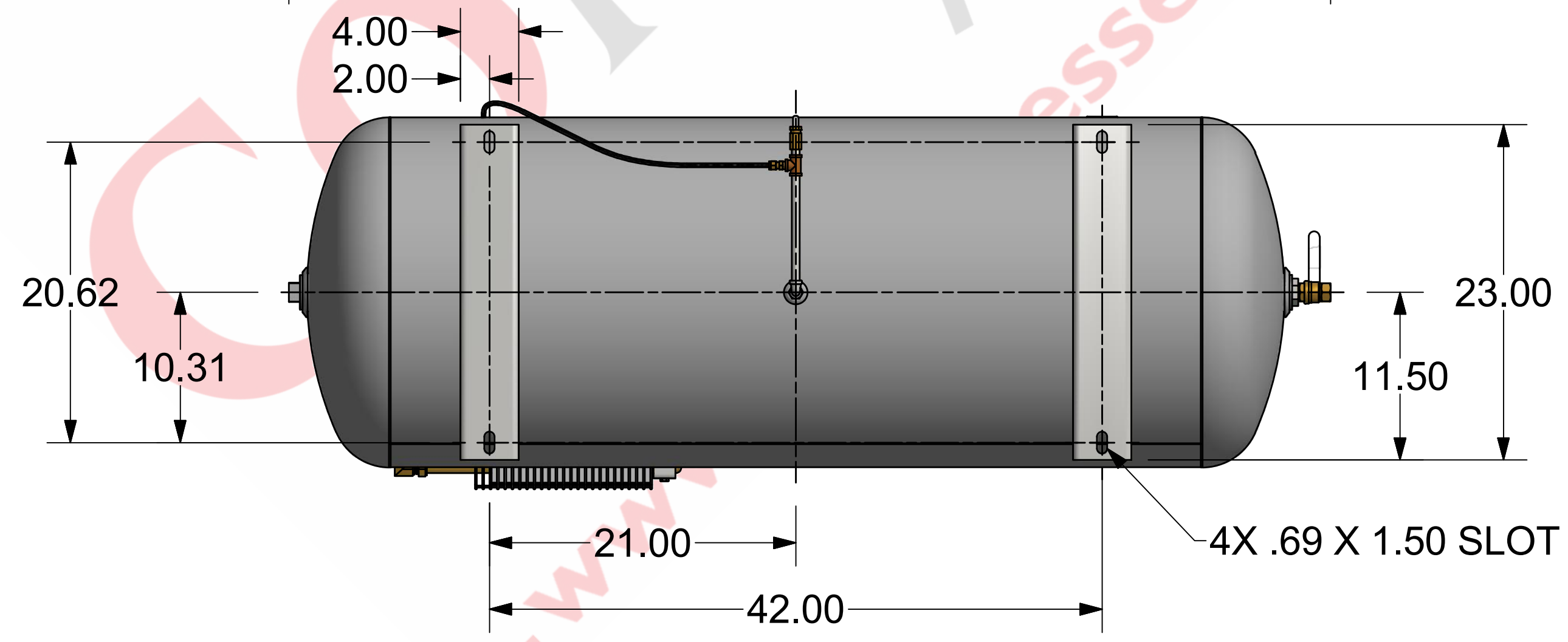
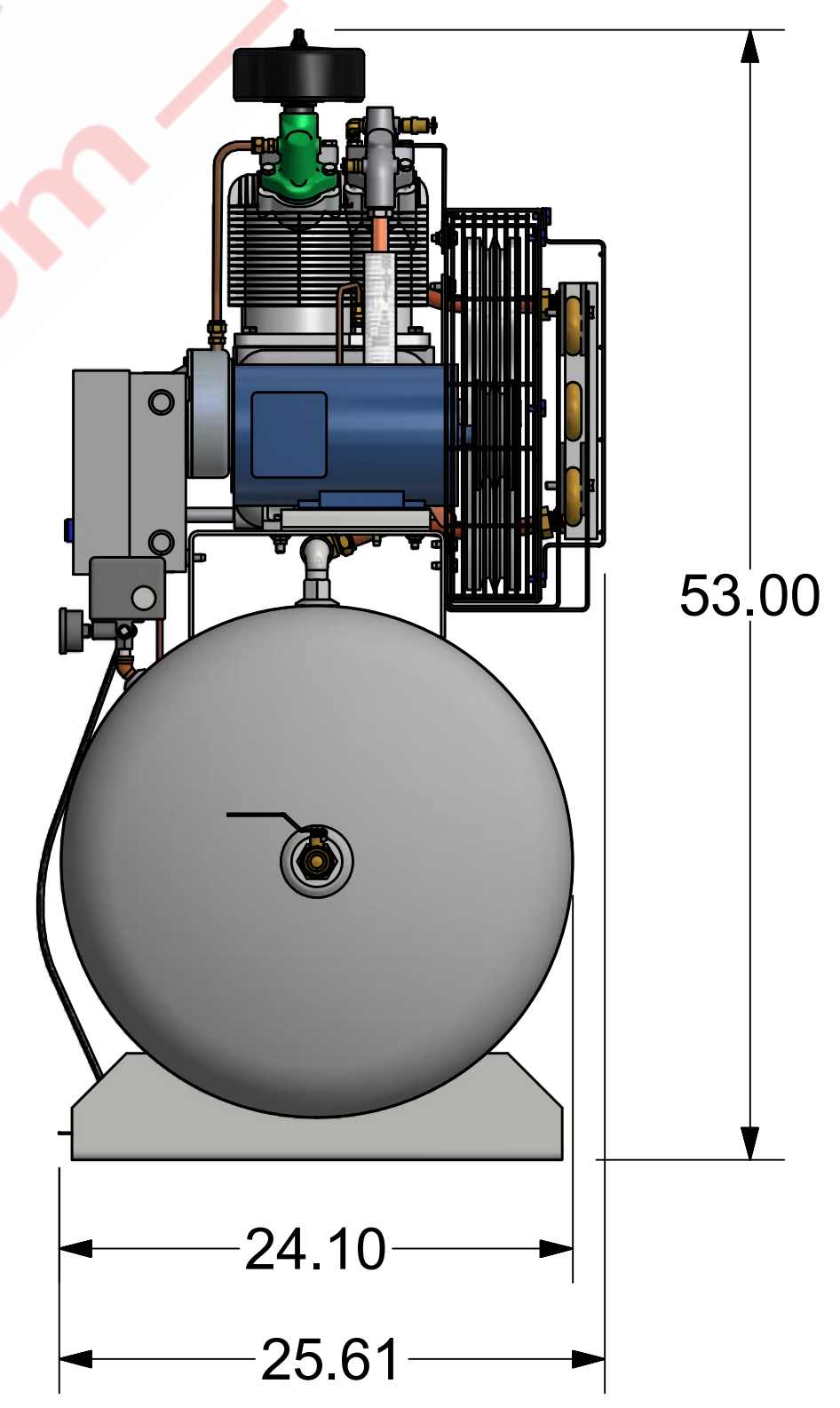
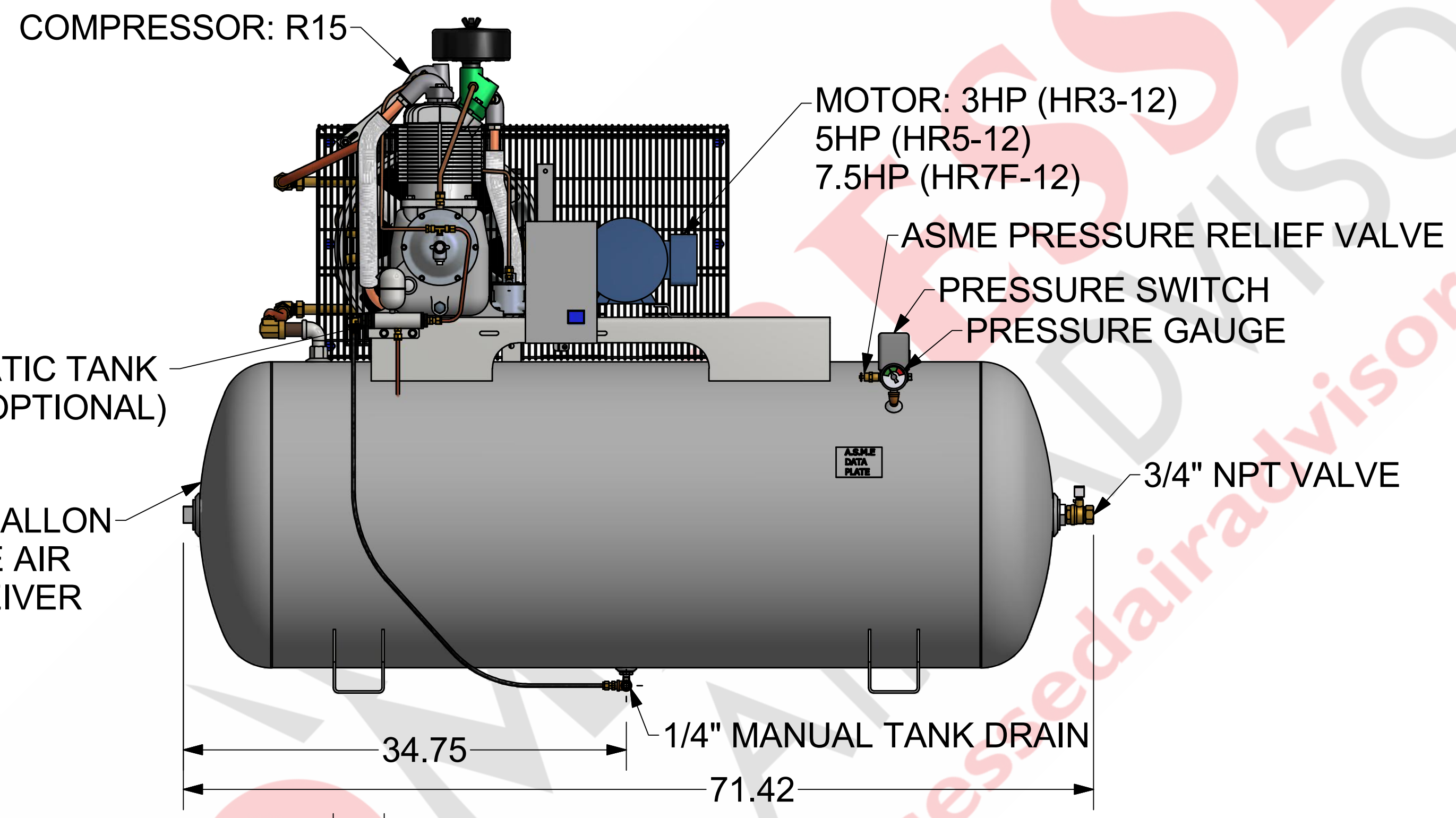
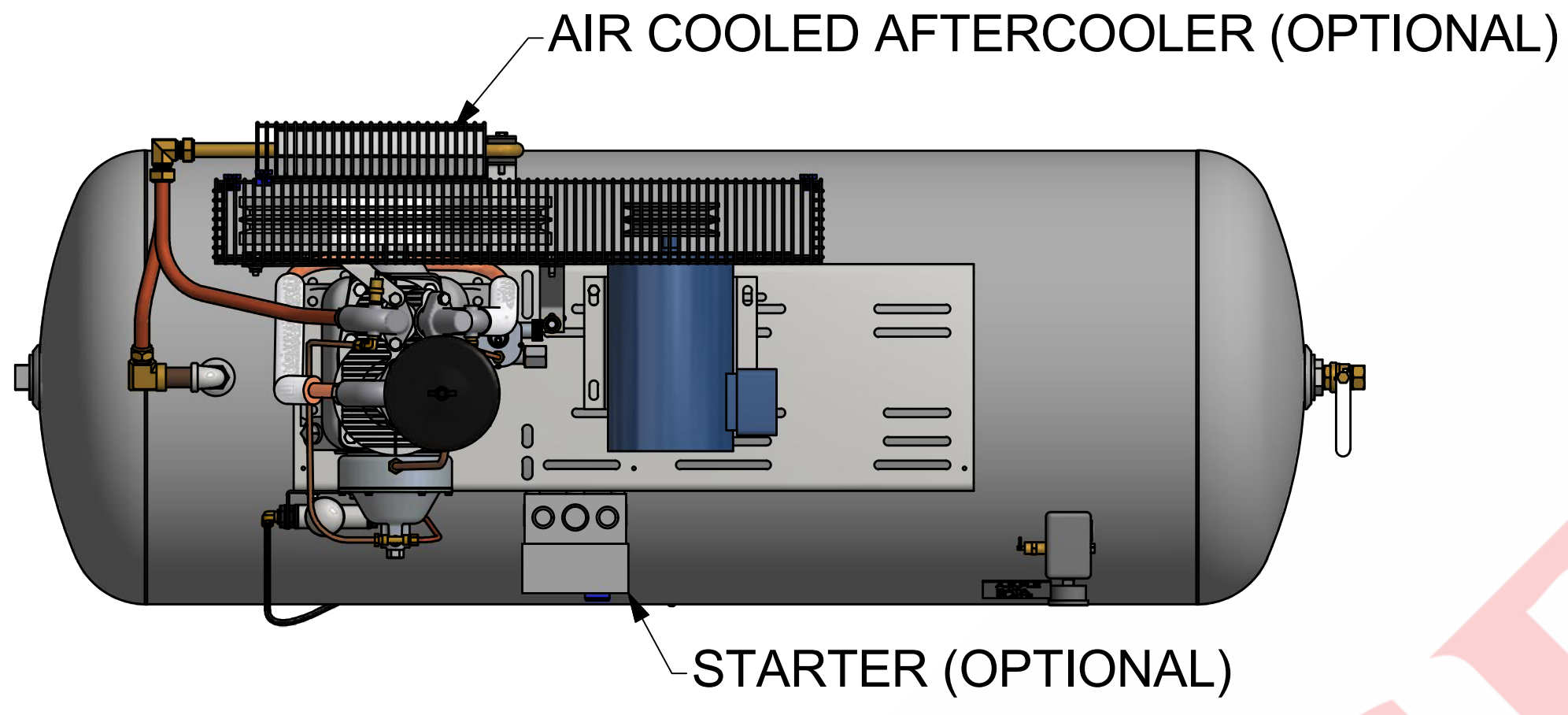



| ZONE | | REV | DESCRIPTION | DATE | DWN | CHK |
|------|--|-----|--------------------------|------|-----|-----|
| | | A | RELEASED PER ECN 1075951 | | | |



- NOTES:**
- DO NOT SCALE DRAWING.
 - SPECIFICATIONS AND DIMENSIONS ARE SUBJECT TO CHANGE WITHOUT NOTICE OR OBLIGATION.
 - ALL DIMENSIONS IN INCHES.
 - ADD 1.00" TO HEIGHT FOR VIBRATION ISOLATION OPTION.

COMPRESSED
AIR ADVISORS
Inc.
Compressed Air Advisors, Inc.
Phone: 877.247.2381
info@compressedairadvisors.com
www.compressedairadvisors.com

| | | | |
|--|--|---|----------------------|
| FINISH OF CHAMFERS AND FILLETS TO CONFORM TO ROUGHEST ADJACENT AREA. SURFACE ROUGHNESS MAXIMUM PER ASME B46.1. FULL THREAD DEPTHS ARE MINIMUM. | | CONFIDENTIAL - THE INFORMATION CONTAINED IN THIS DOCUMENT IS THE PROPERTY OF GARDNER DENVER, INC. IT IS NOT FOR PUBLIC DISCLOSURE. POSSESSION OF THE INFORMATION DOES NOT CONVEY ANY RIGHT TO LOAN, SELL OR DISCLOSE THE INFORMATION. UNAUTHORIZED REPRODUCTION OR USE OF THE INFORMATION IS PROHIBITED. THIS DOCUMENT IS TO BE RETURNED TO GARDNER DENVER, INC. UPON THE COMPLETION OF THE PURPOSE FOR WHICH IT IS LOANED OR UPON REQUEST. | |
| UNLESS OTHERWISE SPECIFIED DIMENSIONS ARE IN INCHES | | DIMENSIONING AND TOLERANCING PER ASME Y14.5-2009 THREADS PER ASME B1.1 GAGING SYSTEM 21 U.O.S., ANSI B1.20.1 & B1.20.3 | |
| TOL. ON DECIMALS: .X = ± .05 TOL. ON DECIMALS: .XX = ± .02 TOL. ON DECIMALS: .XXX = ± AS SPECIFIED TOL. ON ANGLES: ± 0°-30' | | HEAT TREATMENT | ENG. REF: |
| THIRD ANGLE PROJECTION | | TITLE OUTLINE-BARE UNIT | |
| DWN BY KWT 5/28/2013 CKD BY KT 5/28/2013 | | SIZE D DA | DWG NO. 325CAS800 |
| SCALE 1/2 | | REV A | |
| SHEET 1 OF 1 | | SHEET 1 OF 1 | |