

4

3

2

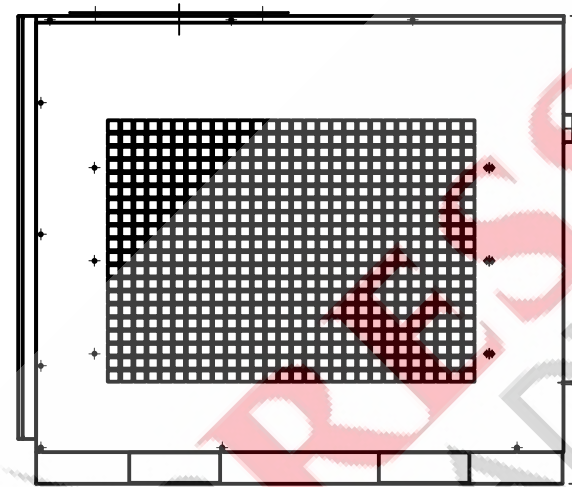
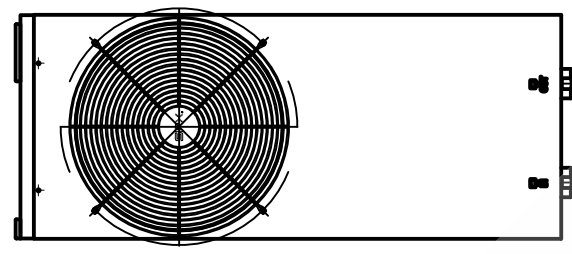
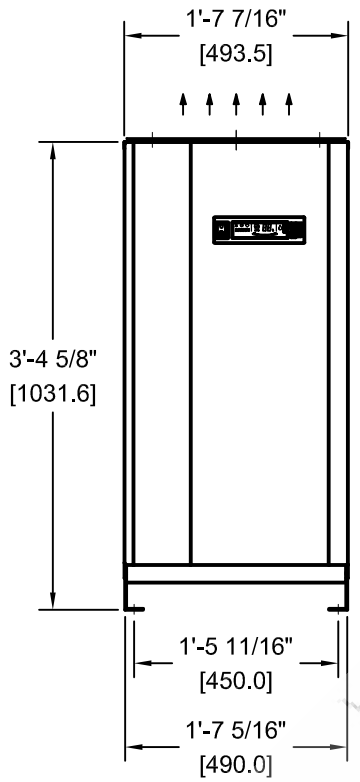
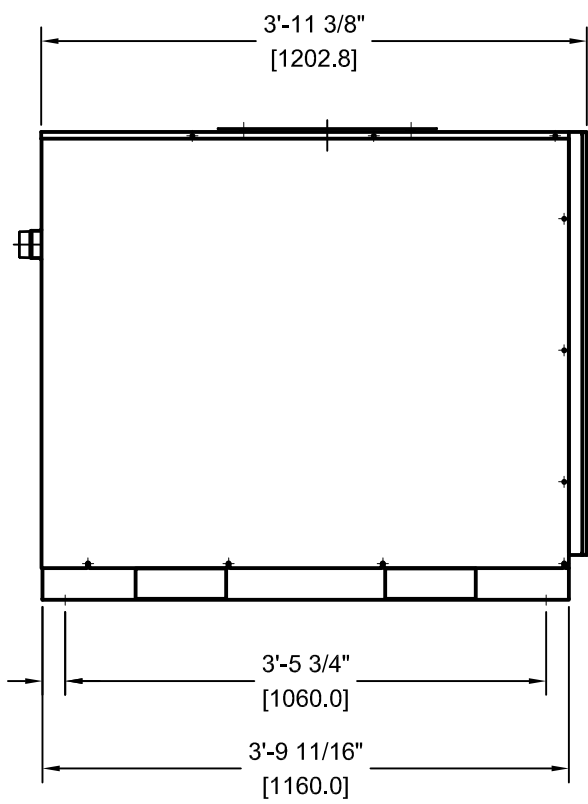
1

3

B

A

A



SERVICE :
COMPRESSED AIR

OPERATING CONDITIONS :
AIR INLET FLOW RATING- 550 SCFM
RATED INLET AIR PRESSURE- 100 PSIG
MAXIMUM INLET AIR PRESSURE- 232 PSIG
MINIMUM INLET AIR PRESSURE- 43.5 PSIG
RATED INLET AIR TEMPERATURE- 100°F
MAXIMUM INLET AIR TEMPERATURE- 122°F
MINIMUM INLET AIR TEMPERATURE- 39°F
RATED AMBIENT AIR TEMPERATURE- 100°F
MAXIMUM AMBIENT AIR TEMPERATURE- 113°F
MINIMUM AMBIENT AIR TEMPERATURE-36°F

SPECIFICATIONS:
CONDENSER TYPE- AIR COOLED
POWER SUPPLY- 460V/3PH/60Hz
DRAIN TYPE- ELECTRONIC AUTO DRAIN VALVE
EXPANSION DEVICE- CONSTANT PRESSURE EXPANSION VALVE
WEIGHT- 437 LBS
REFRIGERANT- R-407c

NOTE: PRIMARY DIMENSIONS ARE INCHES
& DIMENSIONS IN BRACES ARE METRIC

COMPRESSED AIR ADVISORS
Inc.
Compressed Air Advisors, Inc.
Phone: 877.247.2381
info@compressedairadvisors.com
www.compressedairadvisors.com

REV.	DESCRIPTION	APPROVED
REVISION HISTORY (/ INDICATES LATEST REVISION)		

UNLESS OTHERWISE SPECIFIED
DIMENSIONS ARE IN INCHES
TOL. ON FRACTIONS: ± 1/16
TOL. ON DECIMALS: ± .030 (2 PLACE)
TOL. ON DECIMALS: ± .015 (3 PLACE)
TOL. ON ANGLES: ± 1

THIRD ANGLE PROJECTION

DRAWN BY: DPM
DATE: 2/2/17
CHECKED BY: NLC
DATE: 2/2/17
APPROVED BY: NLC
DATE: 2/2/17

Hankison®
GENERAL ASSEMBLY
FLX 5.5

SIZE B	DWG. NO. GA03HAN-0161	REV.
SCALE: NONE	EST. WT.	SHEET 10F 1

4

3

2

1