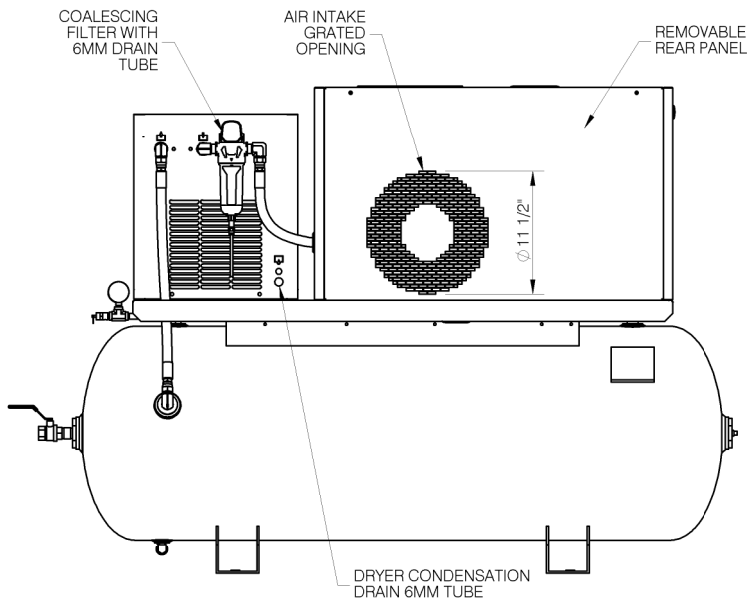
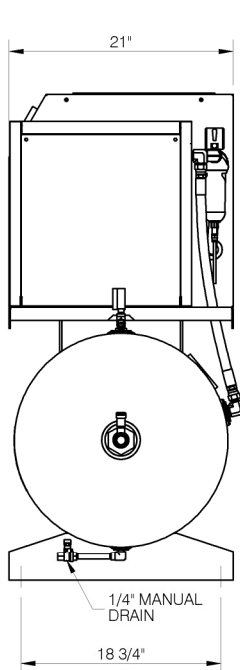
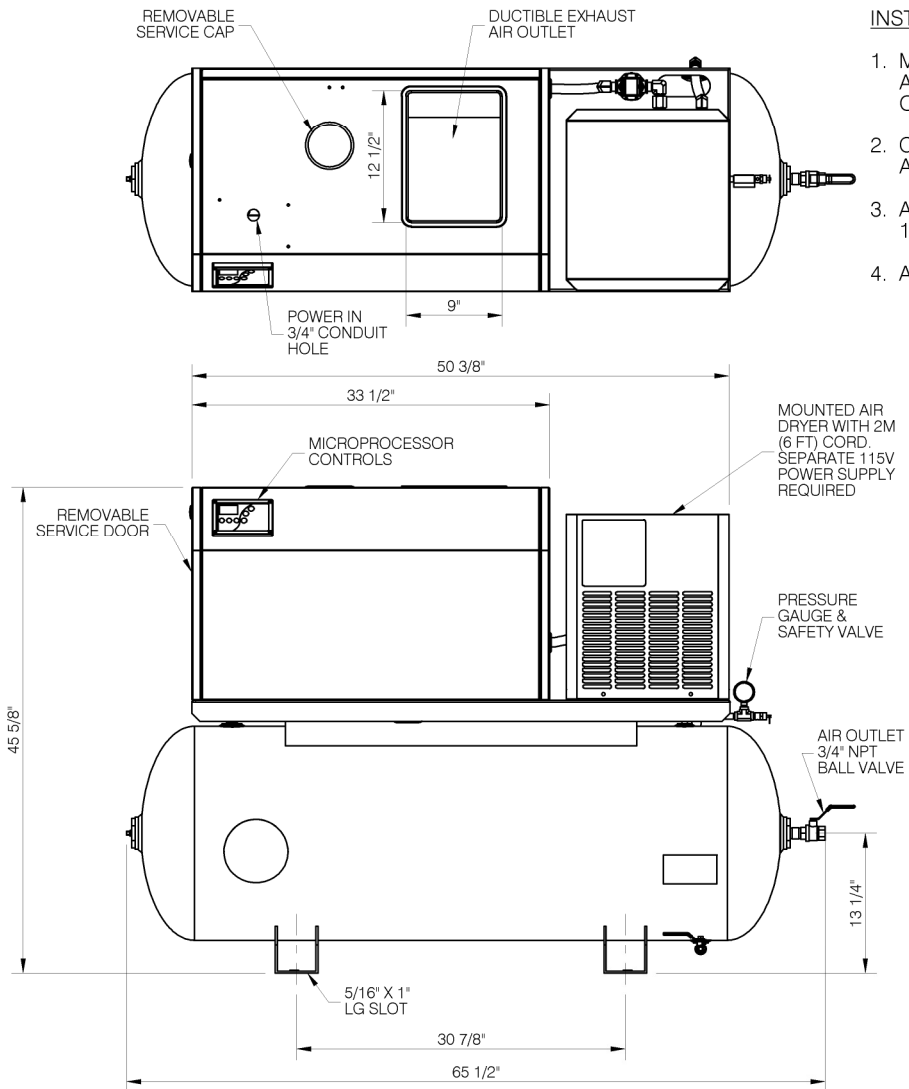


MODEL NO.	HP	PRESSURE PSI	ACFM @ LOAD PRESSURE	NOMINAL SOUND @ 1 METRE	FULL LOAD CURRENT (AMPS)				AIR RECEIVER GAL.	DRYER	FILTER ELEMENT	WEIGHT LBS
					230V/1/60	200V/3/60	230V/3/60	460V/3/60				
D6TD	5	125-145	16	63 dBA	28	17.5	15.2	7.6	80	ASD-15 115V, 60Hz, 2.2A	1 MICRON	665
D7.5TD	7.5	125-145	29	66 dBA	40	25.3	22	11	80	ASD-30 115V, 60Hz, 3.5A	1 MICRON	715



**INSTALLATION REQUIREMENTS**

1. MAINTAIN 3 FEET DISTANCE FROM WALLS AND OTHER OBJECTS FOR PURPOSE OF COOLING AND SERVICING.
2. COMPRESSOR MUST BE LEVEL AND ANCHORED DOWN TO SOLID LEVEL FLOOR.
3. AMBIENT CONDITIONS:  
10°C (50°F) MIN. 40°C (104°F) MAX.
4. APPROACH TEMP. FROM TANK 5°C (41°F)



IMPORTANT NOTE: This print is the confidential property of GARDNER DENVER, INC. It is not to be used or reproduced in any manner, nor submitted to other parties for examination without the prior approval of GARDNER DENVER, INC. GARDNER DENVER, INC. is continually trying to improve its products, specifications subject to change without notice.

REV.	DATE	REVISION DESCRIPTION	ECN NO.



NAME OF PROJECT				DESCRIPTION OF DRAWING	
D6-7.5 SCREW COMPRESSOR WITH DRYER				SALES-ENGINEERING DRAWING	
DRAWN BY	CHECKED BY	DATE	SCALE	DRAWING NO.	SHT NO REV.
DM	LT	03/06/19	N.T.S	D6-7.5TD-SE	1/1 00