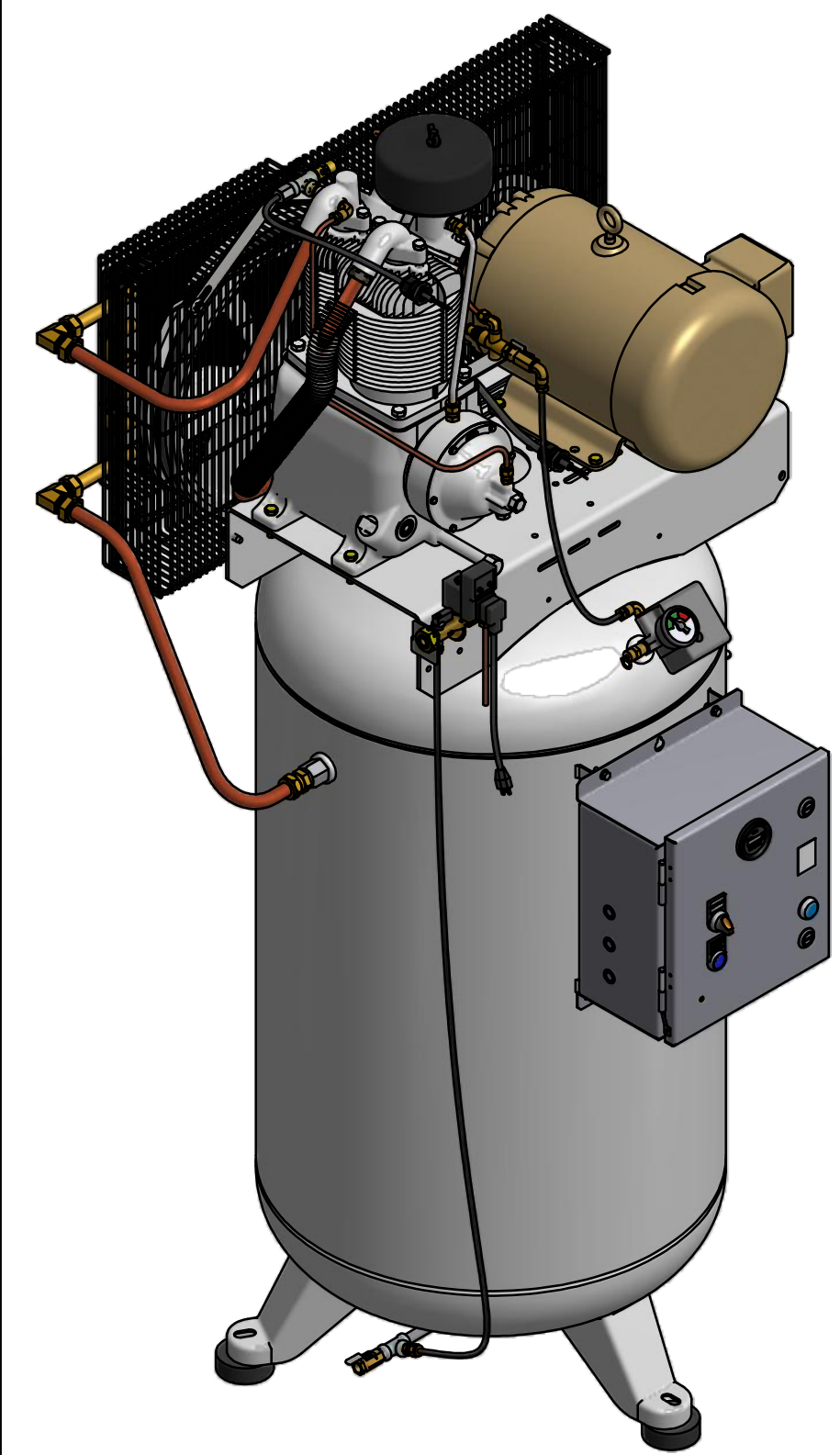
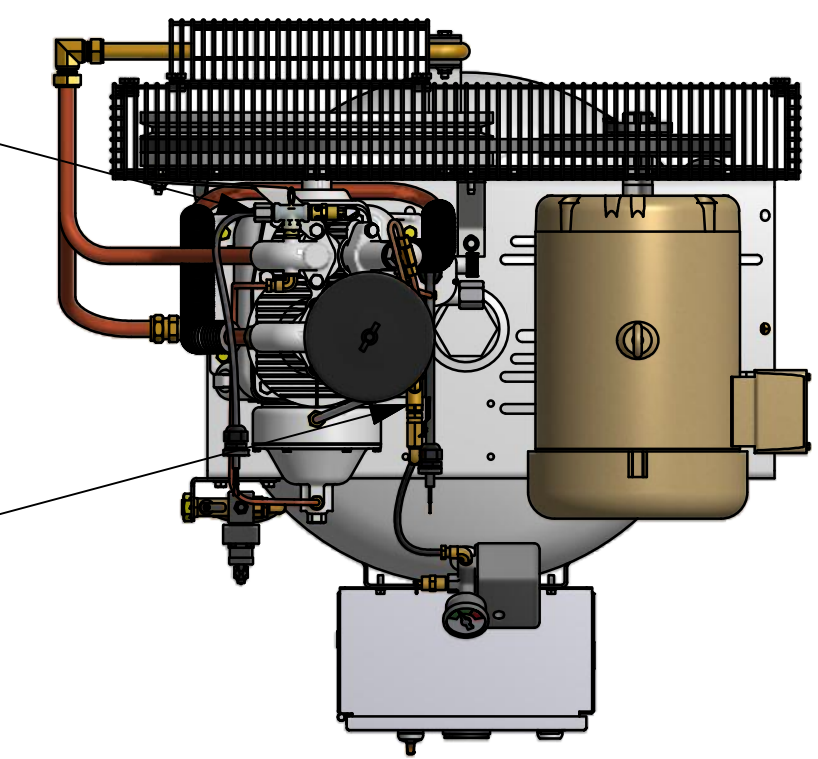


| REVISION HISTORY |     |                 |         |      |     |     |
|------------------|-----|-----------------|---------|------|-----|-----|
| ZONE             | REV | DESCRIPTION     | ECN #   | DATE | DWN | CHK |
|                  | 00  | INITIAL RELEASE | 1110333 |      |     |     |



HIGH TEMPERATURE SWITCH (OPTIONAL)

DUAL CONTROL PILOT VALVE WITH HEAD UNLOADERS (OPTIONAL)



COMPRESSOR: R10/R15

MOTOR : 2HP (VR2-8)  
3HP (VR3F-8)  
5HP (VR5-8)  
7.5HP (VR7F-8)

LOW OIL STOP CONTROL (OPTIONAL)

PRESSURE GAUGE

PRESSURE SWITCH

ELECTRIC TANK DRAIN (OPTIONAL)


ASME PRESSURE RELIEF VALVE

HOUR METER (OPTIONAL)

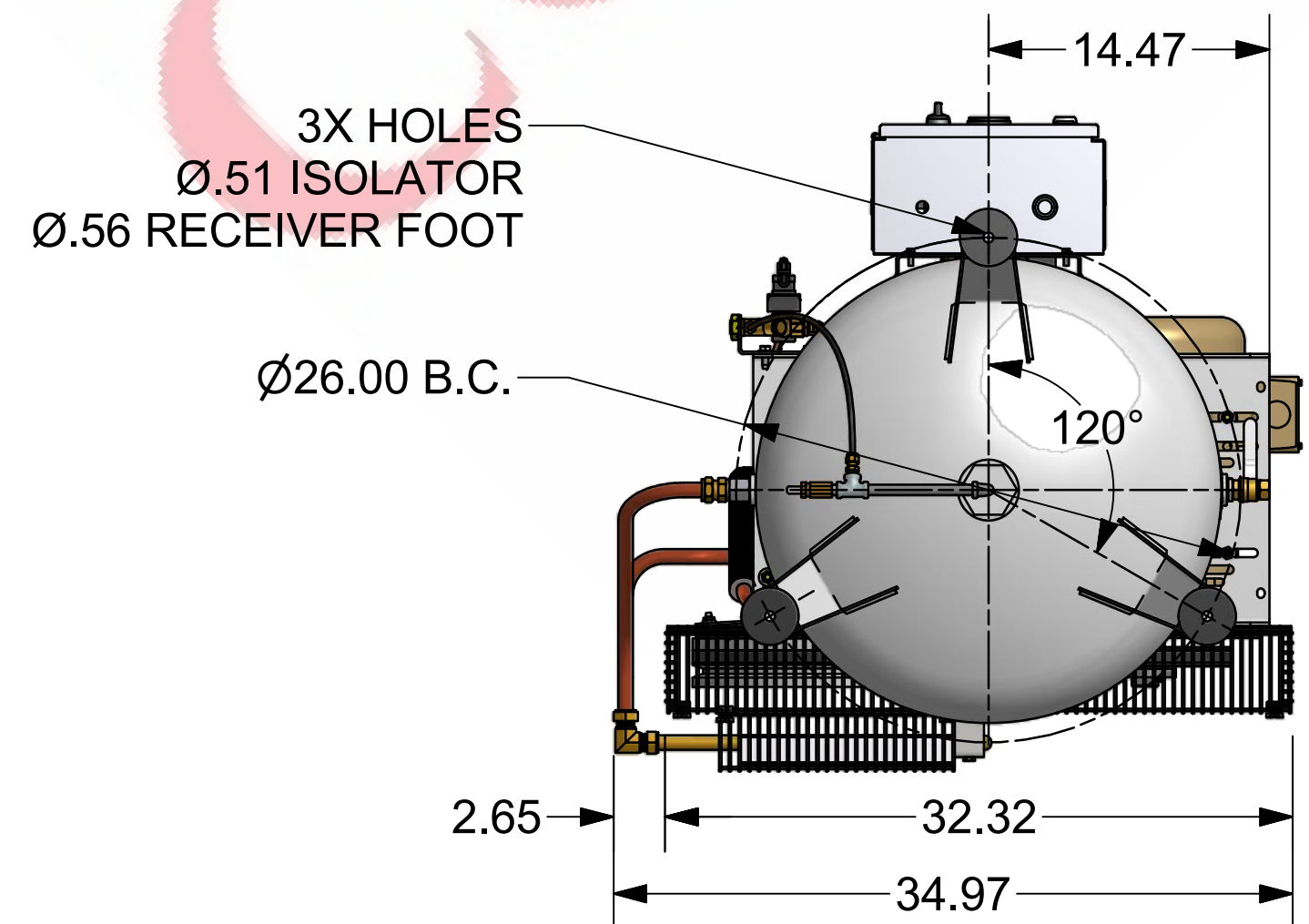
TEST-OFF-AUTO SWITCH (OPTIONAL)

1/4" NPT MANUAL TANK DRAIN

1/2" NPT VALVE



NOTES:  
1. DO NOT SCALE DRAWING.  
2. SPECIFICATIONS AND DIMENSIONS ARE SUBJECT TO CHANGE WITHOUT NOTICE OR OBLIGATION.  
3. ALL DIMENSIONS ARE IN INCHES.



**COMPRESSED**  
AIR ADVISORS  
Inc.  
Compressed Air Advisors, Inc.  
Phone: 877.247.2381  
info@compressedairadvisors.com  
www.compressedairadvisors.com

|   |  |   |   |
|---|--|---|---|
| FINISH OF CHAMFERS AND FILLETS TO CONFORM TO ROUGHEST ADJACENT AREA.  |  | CONFIDENTIAL - THE INFORMATION CONTAINED IN THIS DOCUMENT IS THE PROPERTY OF GARDNER DENVER, INC. IT IS NOT FOR PUBLIC DISCLOSURE. POSSESSION OF THE INFORMATION DOES NOT CONVEY ANY RIGHT TO LOAN, SELL OR DISCLOSE THE INFORMATION. UNAUTHORIZED REPRODUCTION OR USE OF THE INFORMATION IS PROHIBITED. THIS DOCUMENT IS TO BE RETURNED TO GARDNER DENVER, INC. UPON THE COMPLETION OF THE PURPOSE FOR WHICH IT IS LOANED OR UPON REQUEST. |   |
| UNLESS OTHERWISE SPECIFIED DIMENSIONS ARE IN INCHES   |  | DIMENSIONING AND TOLERANCING PER ASME Y14.5-2009<br>THREADS PER ASME B1.1 GAGING SYSTEM 21 U.O.S., ANSI B1.20.1 & B1.20.3   |   |
| TOL. ON DECIMALS: X = ± .05<br>TOL. ON DECIMALS: XX = ± .02<br>TOL. ON DECIMALS: XXX = ± AS SPECIFIED<br>TOL. ON ANGLES: = ± 0°-30' |  | HEAT TREATMENT  | ENG. REF: 313CAS800   |
| THIRD ANGLE PROJECTION  |  | Gardner Denver Inc.<br>Quincy, IL.  |   |
| DRAWN BY: kas1112<br>CHECKED BY:  |  | DATE: 9/29/2017   | DESCRIPTION: 0800-OUTLINE-BARE UNIT<br><b>OUTLINE-UNIT, 80GL ELECTRIC</b><br>VR2-8, VR3F-8, VR5-8, VR7F-8 |
| SCALE   |  | DWG. NO: 412CAS800  | REV: 00   |
|   |  | SHEET 1 OF 1  |   |