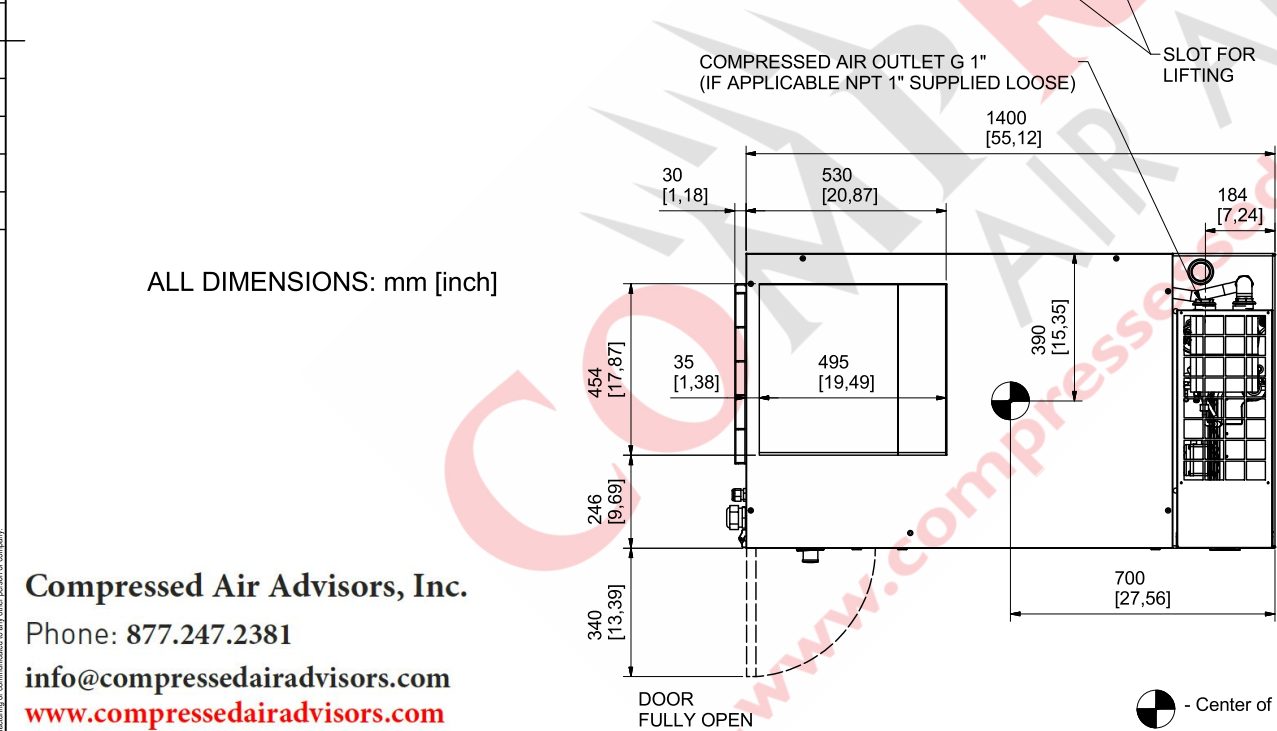
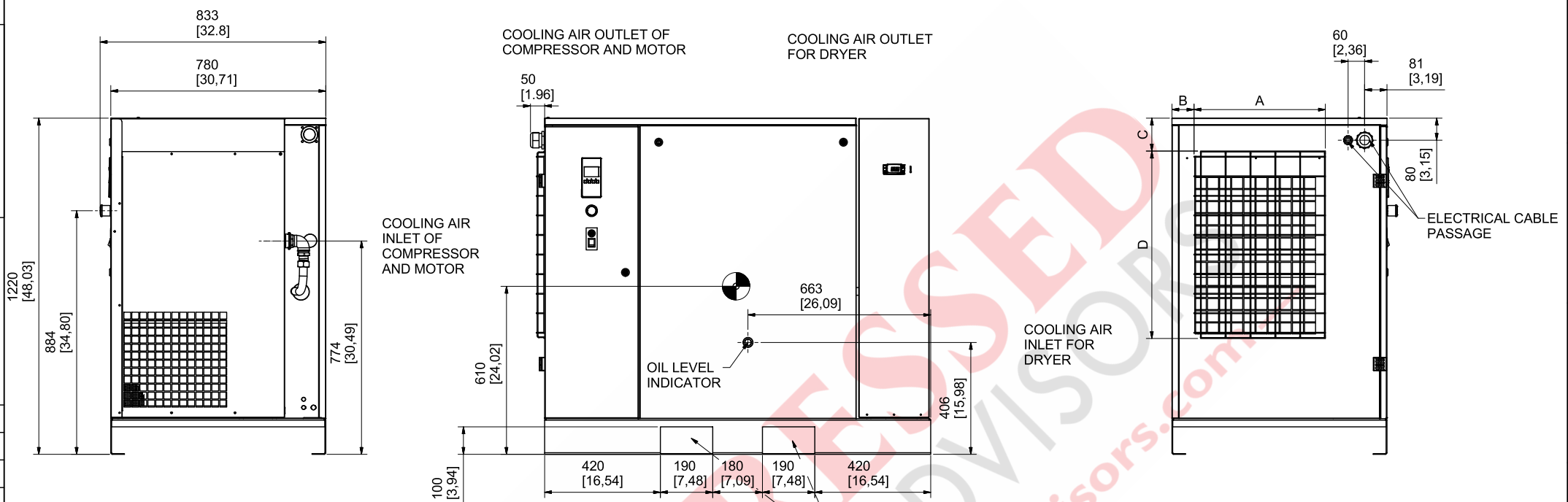


All materials supplied are in compliance with the requirements of the List of Prohibited Substances



ALL DIMENSIONS: mm [inch]

AIR COOLING INLET GRID DIMENSION [mm]				
	A	C	D	
15 kW / 20HP	476,5	80	1 9,5	680
18,5 k / 25 HP	476,5	80	1 9,5	680
22 kW / 30 HP	476,5	80	1 9,5	680
30 kW / 40 HP	520	45	270	590

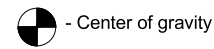
AIR COOLING INLET GRID DIMENSION [in]				
	A	C	D	
15 kW / 20HP	18,8	3,15	4,7	26,77
18,5 k / 25 HP	18,8	3,15	4,7	26,77
22 kW / 30 HP	18,8	3,15	4,7	26,77
30 kW / 40 HP	20,47	1,77	10,63	23,23

APPROX WEIGHT		
	50 (KG)	± 0 (lbs)
5 kW / 20HP	362	798
8,5 kW / 25 HP	377	831
22 kW / 30 HP	393	866
30 kW / 40 HP	493	087

Tolerances, if not indicated, according to:									
Name		DIMENSION DRAWING		C67-C80 BELT FF FM		Confidentiality Class acc. to 1102 K			
Material		Not Applicable				Confidential			
Treatment		Not Applicable				INV			
Scale		1 : 10		Family		Compare		Drawing Owner	
Drawn by		caladanielt		Blank nr.		Replaces		CAI	
Drawing format		Blank wt		Kg		Fin. wt.		N/A	
STATUS		A2		Des. checked.		Prod. checked.		Approved.	
Parent 3D model		Ed. Version 3D		Date		09/04/2018		Sheet 1 / 1	
9828083718		00.01		Approved		9828083718			

Compressed Air Advisors, Inc.
 Phone: 877.247.2381
 info@compressedairadvisors.com
 www.compressedairadvisors.com

Ed	Position	Modified from	Date	Intr./Appd.
01		ADDED MEASURE FOR 40HP CID 26917 - DN180625 22	09/04/2018	adanielt



CONFIDENTIAL: This document is property of Atlas Copco AB and shall not without our permission be altered, copied, used for manufacturing or communicated to any other person or company.