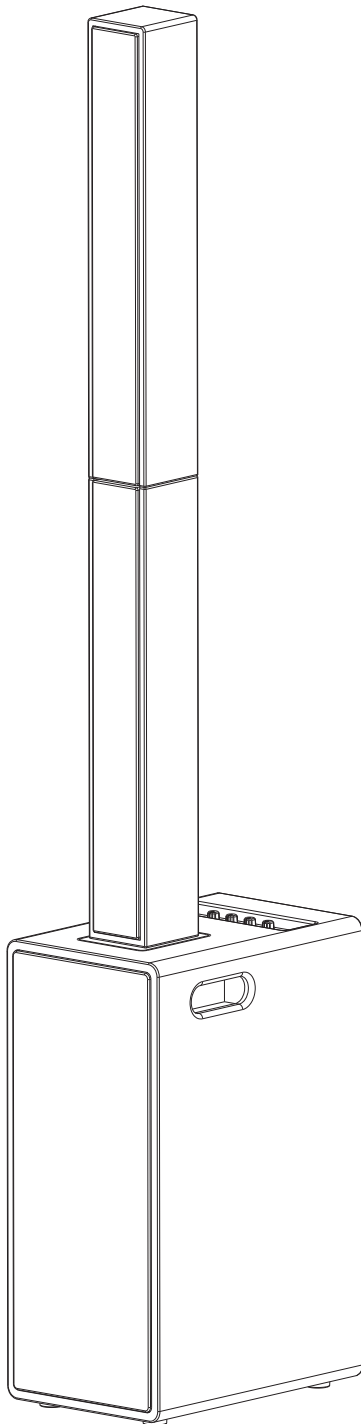




Beta Three



Meline **S28**
Series
Professional Active Performance System

User Manual





UM-Meline S28-20180403 ver A



SAFETY INSTRUCTIONS


PLEASE READ THIS MANUAL FIRST

Thank you for a buyiBg product. Read this manual first as it will help you operate the system properly. Please ke for future reference.

⚠ WARNING: *This product must be installed by professionals. When using hanging brackets or rigging other than those supplied wi the product, please ensure they comply with the local safety codes.*

	CAUTION RISK OF ELECTRICAL SHOCK DO NOT OPEN	
CAUTION: TO REDUCE THE RISK OF ELECTRIC SHOCK, DO NOT REMOVE COVER (OR BACK). NO USER-SERVICABLE PARTS INSIDE. REFER SERVICING TO QUALIFIED PERSONNEL.		

	AVIS RISQUE DE CHOC ÉLECTRIQUE NE PAS OUVRIR	
ATTENTION : POUR RÉDUIRE LE RISQUE DE DÉCHARGE ÉLECTRIQUE, NE RETIREZ PAS LE COUVERCLE (OU L'ARRIÈRE). IL NE SE TROUVE À L'INTÉRIEUR AUCUNE PIÈCE POUVANT ÊTRE RÉPARÉE PAR L'USAGER. S'ADRESSER À UN RÉPARATEUR COMPÉTENT.		

 *The exclamation point within an equilateral triangle is intended to alert you to the presence of important operating and servicing instructions.*

⚠ ATTENTION: Don't refit the system or spare parts without being authorized as this will void the warranty.

⚠ WARNING: Don't place naked flames (such as candles) close to the equipment.

1. Read the instruction manual first before using this product.
2. Please keep this manual for future reference
3. Pay attention to all warnings.
4. Obey all operating instructions.
5. Do not expose this product to rain or moisture.
6. Clean this equipment with a dry cloth.
7. Do not block any ventilation openings. Install according to manufacturer's instructions .
8. Do not install this product near any heat source, such as a, heater, burner, or any other equipment with heat radi
9. Only use spare parts supplied by the manufacturer.
10. Pay attention to the safety symbol on the outside of the cover.




Beta Three

S28
Meline Series

CONTENT

INTRODUCTION	3
Features	3
Description	3
Applications	3
AMPLIFIER MODULE	4
Amplifier Module	4
INSTALLATION	5
Mounting Accessories	5
Installation Reference	5
TECHNICAL SPECIFICATION	6
Technical Sheet	6
Frequency Response Curve and THD Curve	6
2D Dimension	7

 Product information is subject to change without prior notification. Please visit www.beta3pro.com for the latest updates.

Meline **S28**

Professional Active Performance System

Features

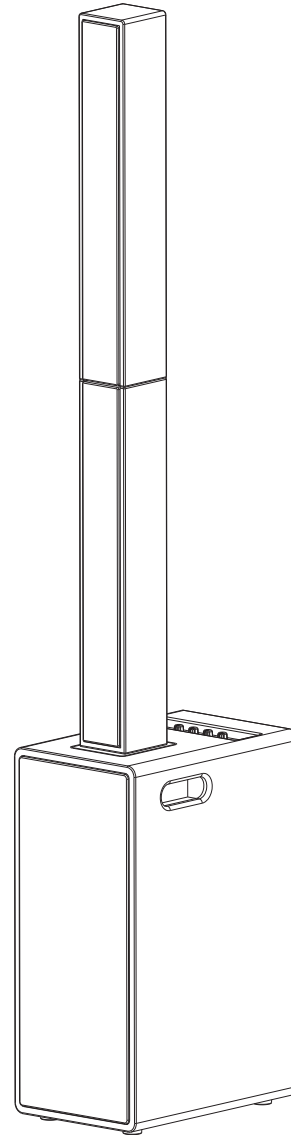
- Compact, small and high SPL
- Specially designed for small touring performance
- Portable and easy installation design
- Max. SPL 127dB (peak)
- Bi-amp module of CLASS D
- Bluetooth connection available

Description

β₃[®] Meline S28 is an active two-way 10-unit inverting full-range speaker, specially designed for small touring performance.

Meline S28 is a perfect sound reinforcement solution that can be used quickly and easy setup. Installment and inter-connecting can be done with one minute, easily carry with bags. No need extra power amplifier, mixer or any other speakers, one set Meline S28 with MP3, bluetooth and connecting with laptop, you get everything.

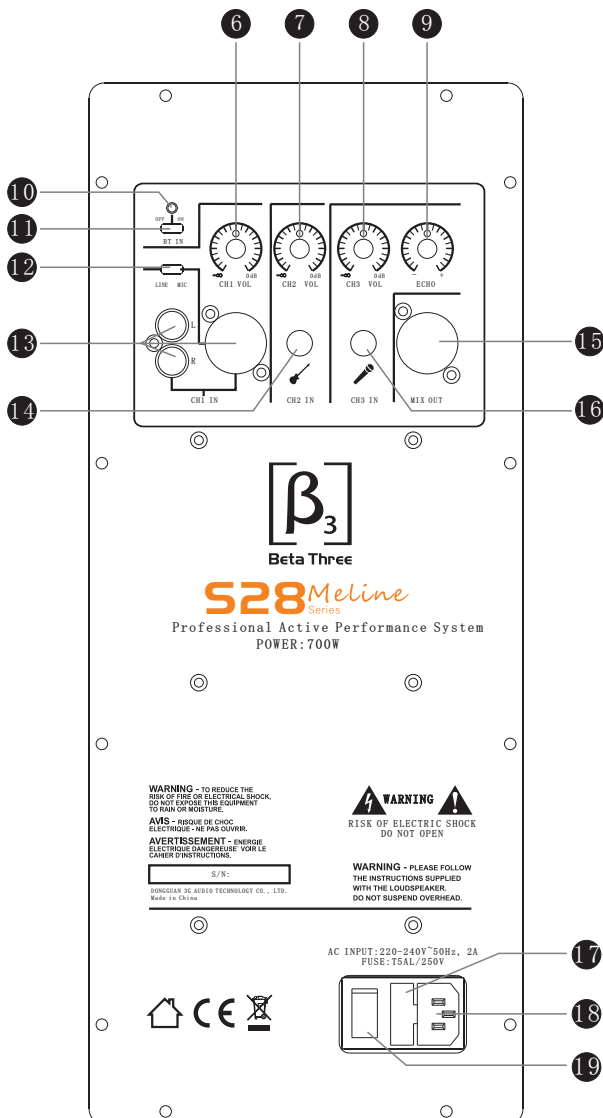
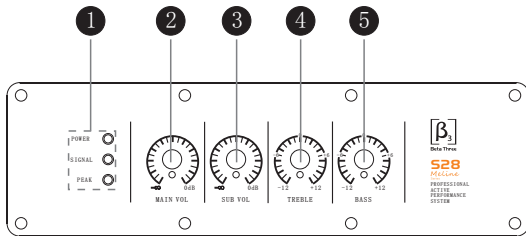
Is active wooden pro speaker with dual 8" LF, eight × 2" full range driver. Its feature is high power, extremely SPL, waterproof design, class D dual amplifier driver, which make sure we are able to enjoy the real and amazing music no matter what we are doing.



Applications

- Small performance
- A small party
- Conference room

Amplifier Module



1、STATUS INDICATORS:

- POWER: Power indicator
- SIGNAL: Signal indicator
- PEAK: Peak indicator

2、MAIN VOL KNOB:

The master volume control , MIN is the minimum volume, MAX is the volume maximum.

3、SUB VOL KNOB:

The master volume control , MIN is the minimum volume, MAX is the volume maximum.

4、TREBLE VOL KNOB:

Treble volume control , 12dB attenuation at -12 , 12dB increase at +12

5、BASS VOL KNOB:

Bass volume control , 12dB attenuation at -12 , 12dB increase at +12 .

6、CH1 VOL KNOB:

CH1 input channel volume independent control , MIN is the minimum volume, MAX is the volume maximum volume.

7、CH2 VOL KNOB:

CH2 input channel volume independent control , MIN is the minimum volume, MAX is the volume maximum volume.

8、CH3 VOL KNOB:

CH3 input channel independent volume control , MIN is the minimum volume, MAX is the maximum volume

9、ECHO VOL KNOB:

CH1 channel microphone reverb volume control , MIN is the minimum volume, MAX is the maximum volume

10、BLUETOOTH INDICATOR:

Bluetooth status indicator, Bluetooth is connected green light on, Bluetooth is not connected traffic light flashes.

11、BT IN BLUETOOTH CONTROL TOGGLE SWITCH:

The switch is set to the ON position to turn on Bluetooth, the OFF position is to turn off the Bluetooth.

12、CH1 XLR INPUT SWITCH :

CH1 IN channel XLR mode switching (LINE/MIC switching)

13、CH1 IN SIGNAL INPUT INTERFACE:

CH1 IN signal input includes left and right channels ,RCA and XLR signal input interfaces

14、CH2 IN SIGNAL INPUT INTERFACE

15、MIX OUT MIXED OUTPUT INTERFACE

16、CH3 IN MIC INPUT INTERFACE

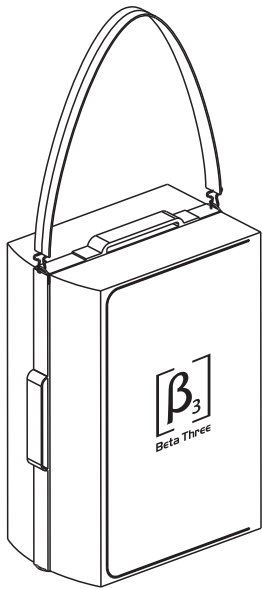
17、 FUSE

18、 POWER INPUT SOCKET


19、 POWER SWITCH

Installation Accessories (Optional)

1. Bass Speaker BAG



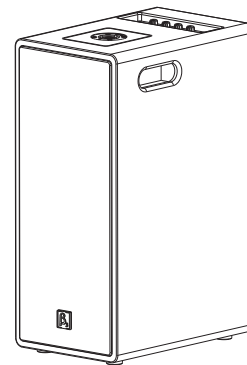
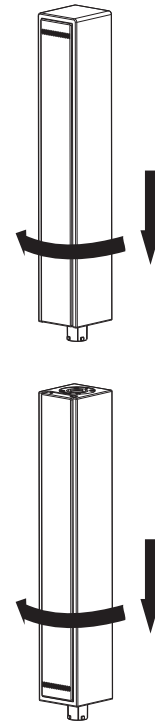
2. Full Frequency Speaker BAG



Installation Reference

1. Fast Installation

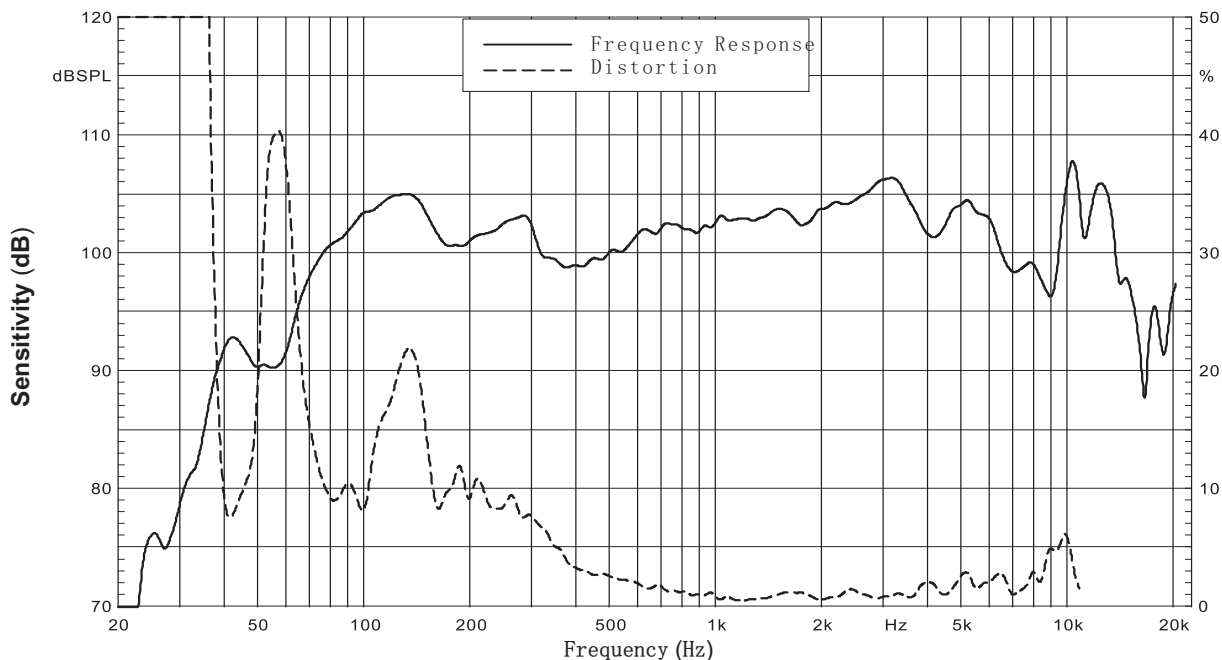
Following the instruction arrow to install , turn it clockwise to fix it.



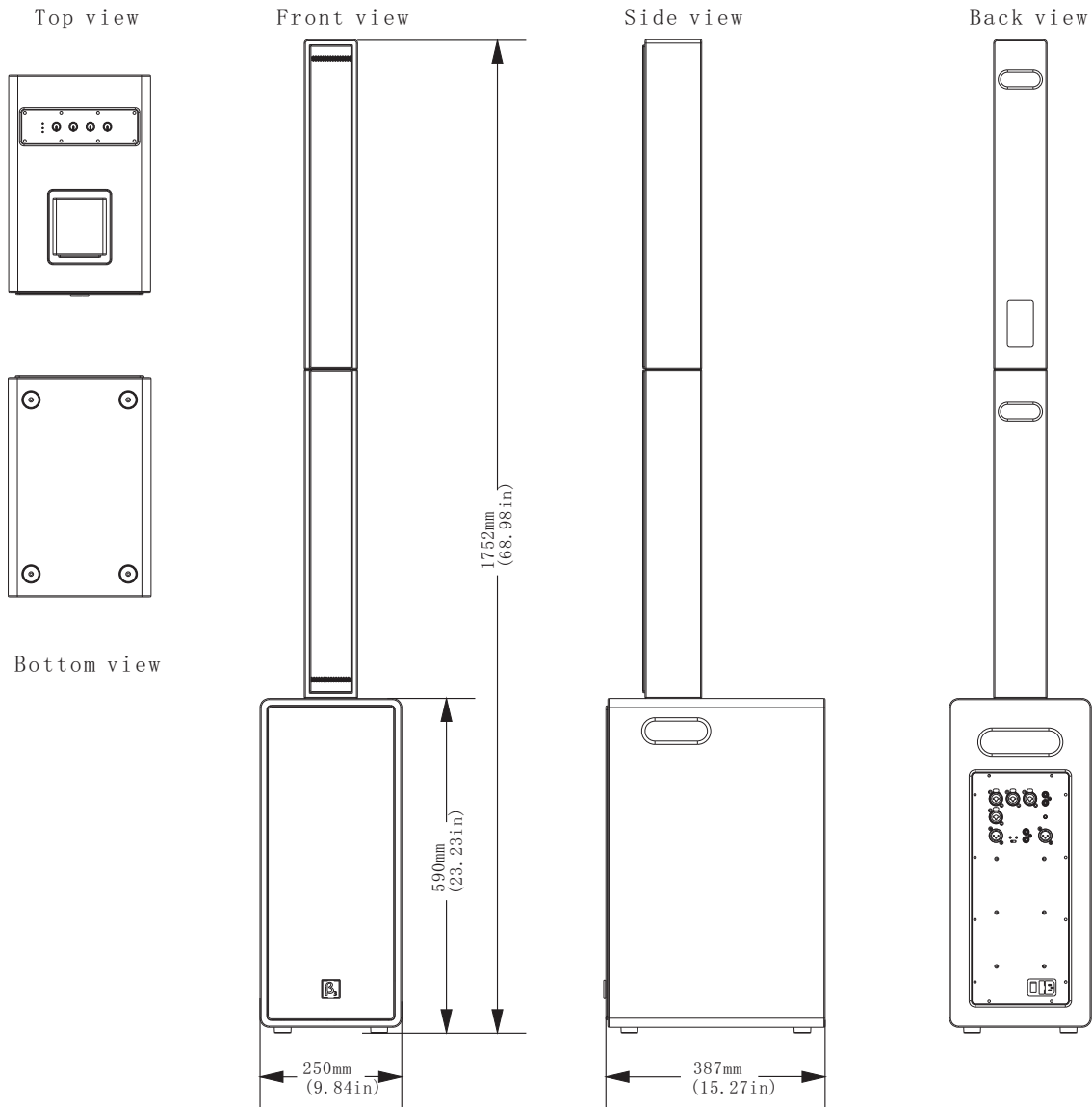
Specification

Frequency response(-3dB):	45Hz-18kHz
Max. SPL:	121dB/127dB (PEAK)
Dispersion(H×V):	90°×40°
Transducer:	2× 8" Woofer 8× 2" Full-frequency unit
Power:	LF:200W, MF:160W
Rated impedance:	4 Ohms
Connector:	XLS, RCA, 6.35 MIC INPUT、Mixed male output
Input:	Three channel balanced input XLR/ 6.35, TRS, RCA
Input impedance(line):	20kohm balanced input, 10kohm unbalanced input
Input impedance(MIC):	2kohm balanced input, 1kohm unbalanced input
Input impedance(Instrument):	470kohm unbalanced input
Input level:	LINE IN : 775mVrms, AUX IN 200mVrms MIC IN: 50mVrms, COMBI IN: 50mVrms
Input overloading level:	LINE IN : 7Vrms, AUX IN 2Vrms MIC IN: 400mVrms, COMBI IN: 1mVrms
Wire connection:	pin 1: ground; pin2: signal +; pin3: signal -
Heat radiation:	Forced air-cooled drives
Power cable:	PowerCon, three pins
Safety voltage range:	AC 220V-230V~50Hz/60Hz
Max power consumption:	2A@230V(1/3 Power 4 Ohms)
Cabinet:	Plywood, column loudspeaker
Handle:	3×Wooden handles
Painting:	Cabinet coated by Polyurethane paint; grille is powder coated , inside is black
Cabinet dimension(W×D×H):	250×389×1752mm(9.8×15.2×69.0in)
Packing dimension(W×D×H):	615×355×705mm(24.2×14.0×27.8in)
Net weight:	20.1kg(44.22 lb)
Gross weight:	23.0kg(50.60 lb)

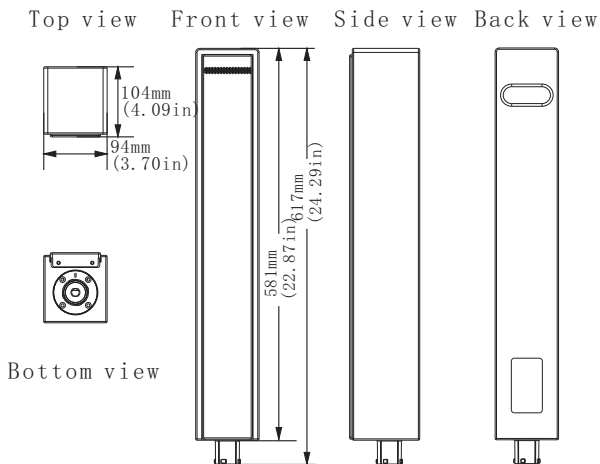
Frequency response curve & THD curve



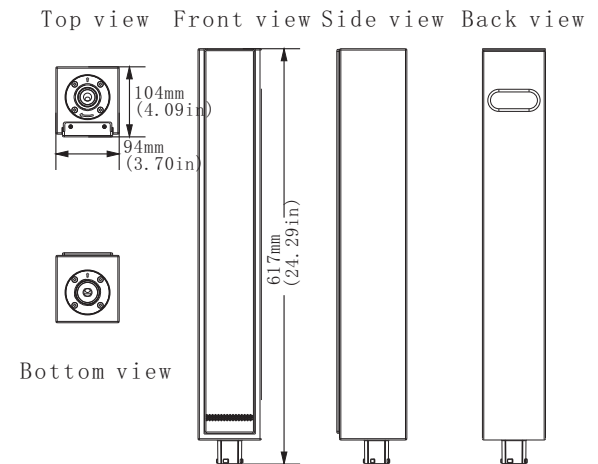
2D Dimension



Volume:



Meline S28 EXT:



Notes:



Beta Three