

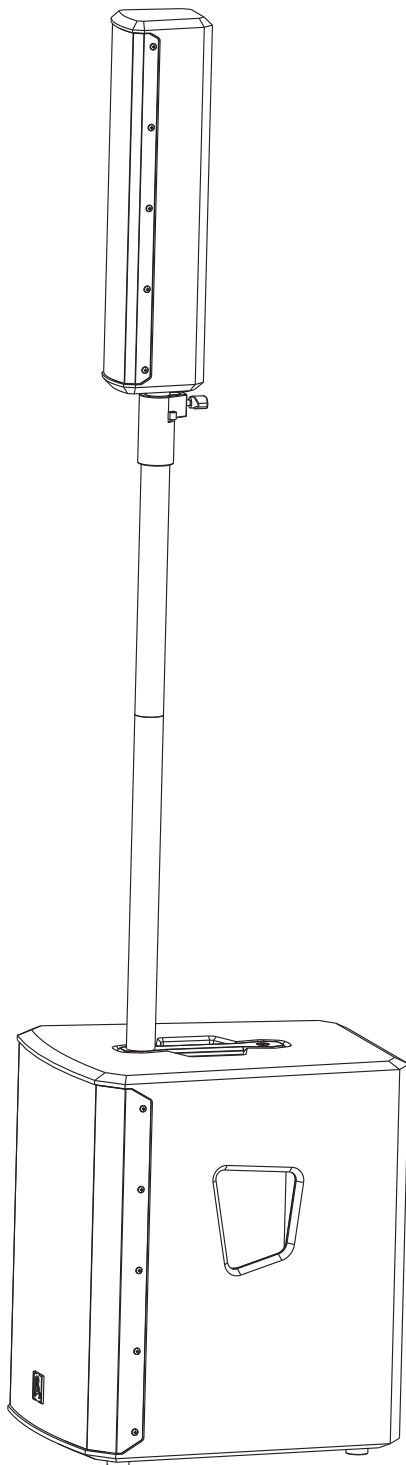


Beta Three

Meline **S15**
Series

Professional Active Performance System

User Manual





UM-Meline S15-20180403 ver A



SAFETY INSTRUCTIONS

PLEASE READ THIS MANUAL FIRST

Thank you for a buying β_3 product. Read this manual first as it will help you operate the system properly. Please keep this manual for future reference.

⚠ WARNING: *This product must be installed by professionals. When using hanging brackets or rigging other than those supplied with the product, please ensure they comply with the local safety codes.*

	CAUTION RISK OF ELECTRICAL SHOCK DO NOT OPEN	
CAUTION: TO REDUCE THE RISK OF ELECTRIC SHOCK, DO NOT REMOVE COVER (OR BACK). NO USER-SERVICABLE PARTS INSIDE. REFER SERVICING TO QUALIFIED PERSONNEL.		

	AVIS RISQUE DE CHOC ÉLECTRIQUE NE PAS OUVRIR	
ATTENTION : POUR RÉDUIRE LE RISQUE DE DÉCHARGE ÉLECTRIQUE, NE RETIREZ PAS LE COUVERCLE (OU L'ARRIÈRE). IL NE SE TROUVE À L'INTÉRIEUR AUCUNE PIÈCE POUVANT ÊTRE RÉPARÉE PAR L'USAGER. S'ADRESSER À UN RÉPARATEUR COMPÉTENT.		

 **The exclamation point within an equilateral triangle is intended to alert you to the presence of important operating and servicing instructions.**

⚠ ATTENTION: *Don't refit the system or spare parts without being authorized as this will void the warranty.*

⚠ WARNING: *Don't place naked flames (such as candles) close to the equipment.*

1. Read the instruction manual first before using this product.
2. Please keep this manual for future reference
3. Pay attention to all warnings.
4. Obey all operating instructions.
5. Do not expose this product to rain or moisture.
6. Clean this equipment with a dry cloth.
7. Do not block any ventilation openings. Install according to manufacturer's instructions .
8. Do not install this product near any heat source, such as a, heater, burner, or any other equipment with heat radiation .
9. Only use spare parts supplied by the manufacturer.
10. Pay attention to the safety symbol on the outside of the cover.




Beta Three

S15
Meline Series

CONTENT

INTRODUCTION	3
Features	3
Description	3
Applications	3
AMPLIFIER MODULE	4
Amplifier Module	4
INSTALLATION	5
Mounting Accessories	5
Installation Reference	5
TECHNICAL SPECIFICATION	6
Technical Sheet	6
Frequency Response Curve and THD Curve	6
2D Dimension	7

 Product information is subject to change without prior notification. Please visit www.beta3pro.com for the latest updates.

Meline **S15**

Professional Active Performance System

Features

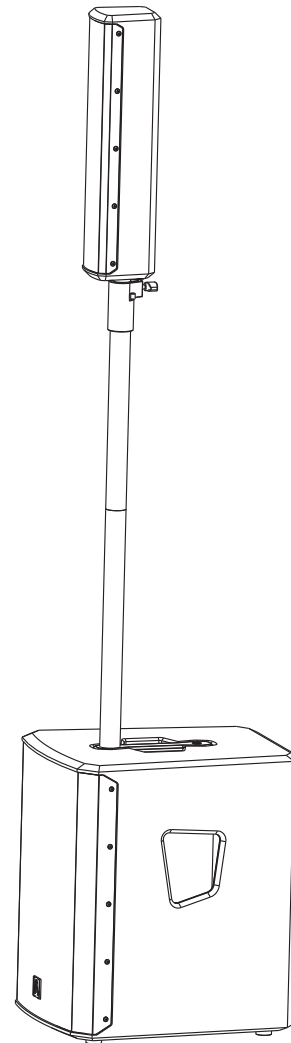
- Compact, small and high SPL
- Specially designed for small touring performance
- Portable and easy installation design
- Max.SPL 125dB (peak)
- Bi-amp module of CLASS D
- Bluetooth connection available

Description

β 3[®] Meline S15 is an active two-way 9-unit inverting full-range speaker, specially designed for small touring performance.

Meline S15 is a perfect sound reinforcement solution that can be used quickly and easy setup . Installment and inter-connecting can be done with one minute, easily carry with bags. No need extra power amplifier, mixer or any other speakers, one set Meline S15 with MP3, bluetooth and connecting with laptop , you get everything.

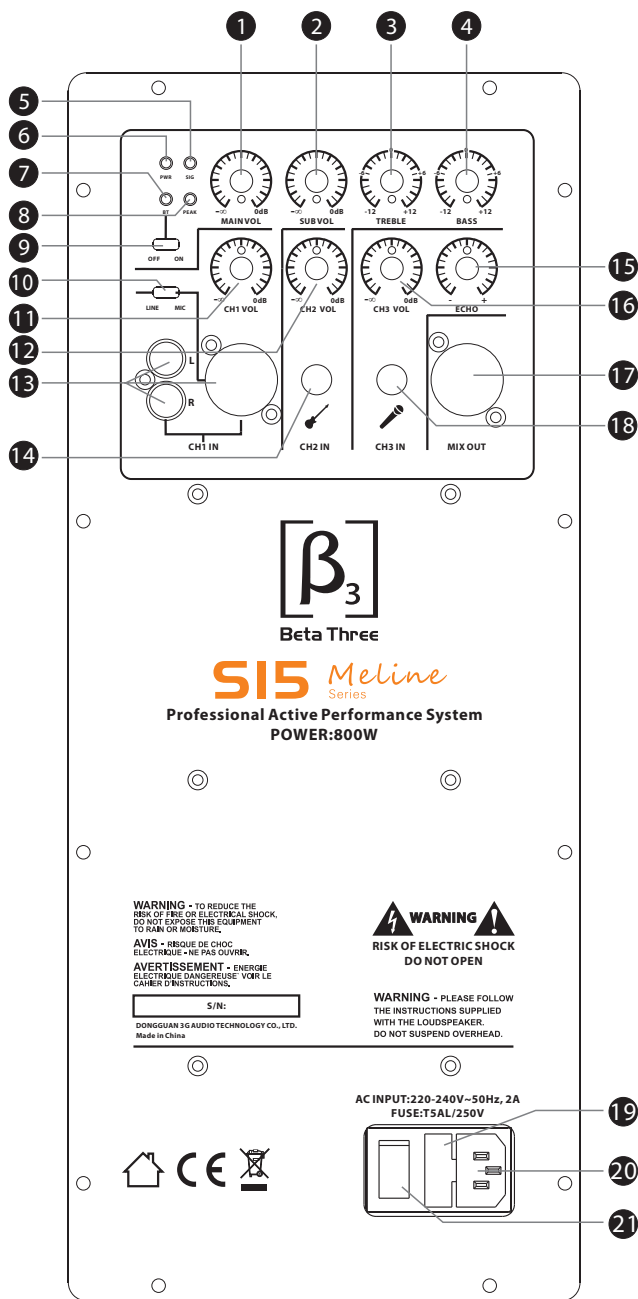
It is a high-power, high SPL wooden speaker with one 15" woofer and eight × 2" full-frequency units and Bi-amp module of CLASS D. Adjustable angle support rod, you can enjoy the most realistic and beautiful sound though it whatever you stand or sit.



Applications

- Small performance
- A small party
- Conference room

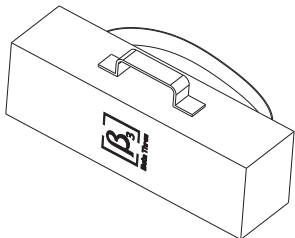
Amplifier Module



- 1、 **MAIN VOL KNOB:**
The master volume control , MIN is the minimum volume, MAX is the volume maximum.
- 2、 **SUB VOL KNOB:**
The master volume control , MIN is the minimum volume, MAX is the volume maximum.
- 3、 **TREBLE VOL KNOB:**
Treble volume control , 12dB attenuation at -12 , 12dB increase at +12
- 4、 **BASS VOL KNOB:**
Bass volume control , 12dB attenuation at -12 , 12dB increase at +12
- 5、 **SIG INDICATOR:**
Signal input status indicator
- 6、 **POWER INDICATOR:**
Power status indicator ,The indicator is on when power is on, and the indicator is off when the power is off
- 7、 **BLUETOOTH INDICATOR:**
Bluetooth status indicator, Bluetooth is connected green light on, Bluetooth is not connected traffic light flashes.
- 8、 **PEAK INDICATOR:**
Clip indicator
- 9、 **BLUETOOTH CONTROL TOGGLE SWITCH:**
The switch is set to the ON position to turn on Bluetooth, to the OFF position to turn off the Bluetooth.
- 10、 **CH1 XLR INPUT SWITCH :**
CH1 IN channel XLR mode switching (LINE/MIC switching)
- 11、 **CH1 VOL KNOB:**
CH1 input channel volume independent control , MIN is the minimum volume, MAX is the volume maximum volume.
- 12、 **CH2 VOL KNOB:**
CH2 input channel volume independent control , MIN is the minimum volume, MAX is the volume maximum volume.
- 13、 **CH1 IN SIGNAL INPUT INTERFACE:**
CH1 IN signal input includes left and right channels RCA and XLR signal input interfaces
- 14、 **CH2 IN SIGNAL INPUT INTERFACE**
- 15、 **ECHO VOL KNOB:**
CH3 channel microphone reverb volume control , MIN is the minimum volume, MAX is the maximum volume
- 16、 **CH3 VOL KNOB:**
CH3 input channel independent volume control , MIN is the minimum volume, MAX is the maximum volume
- 17、 **MIX OUT MIXED OUTPUT INTERFACE**
- 18、 **CH3 IN MIC INPUT INTERFACE**
- 19、 **FUSE**
- 20、 **POWER INPUT SOCKET**
- 21、 **POWER SWITCH**

Installation Accessories


1.Full Frequency Speaker BAG: 101.05.0007.00083



2.Support Rod: 101.06.0036.00530



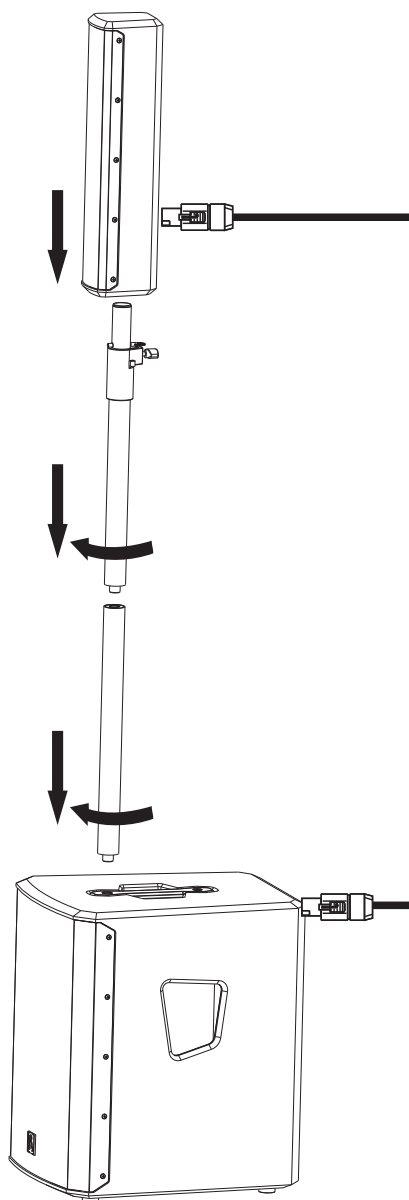
2.Bass Speaker BAG : 101.05.0007.00085(Optional)



Installation Reference

1. Fast Installation

Following the instruction arrow to install , turn it clockwise to fix it.

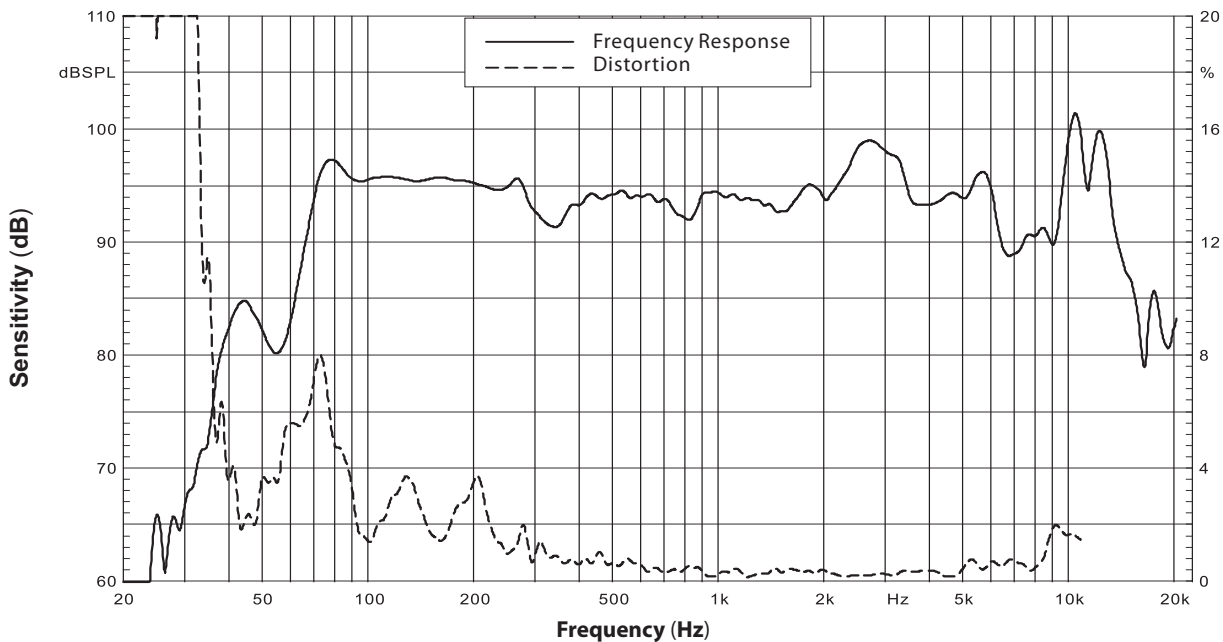




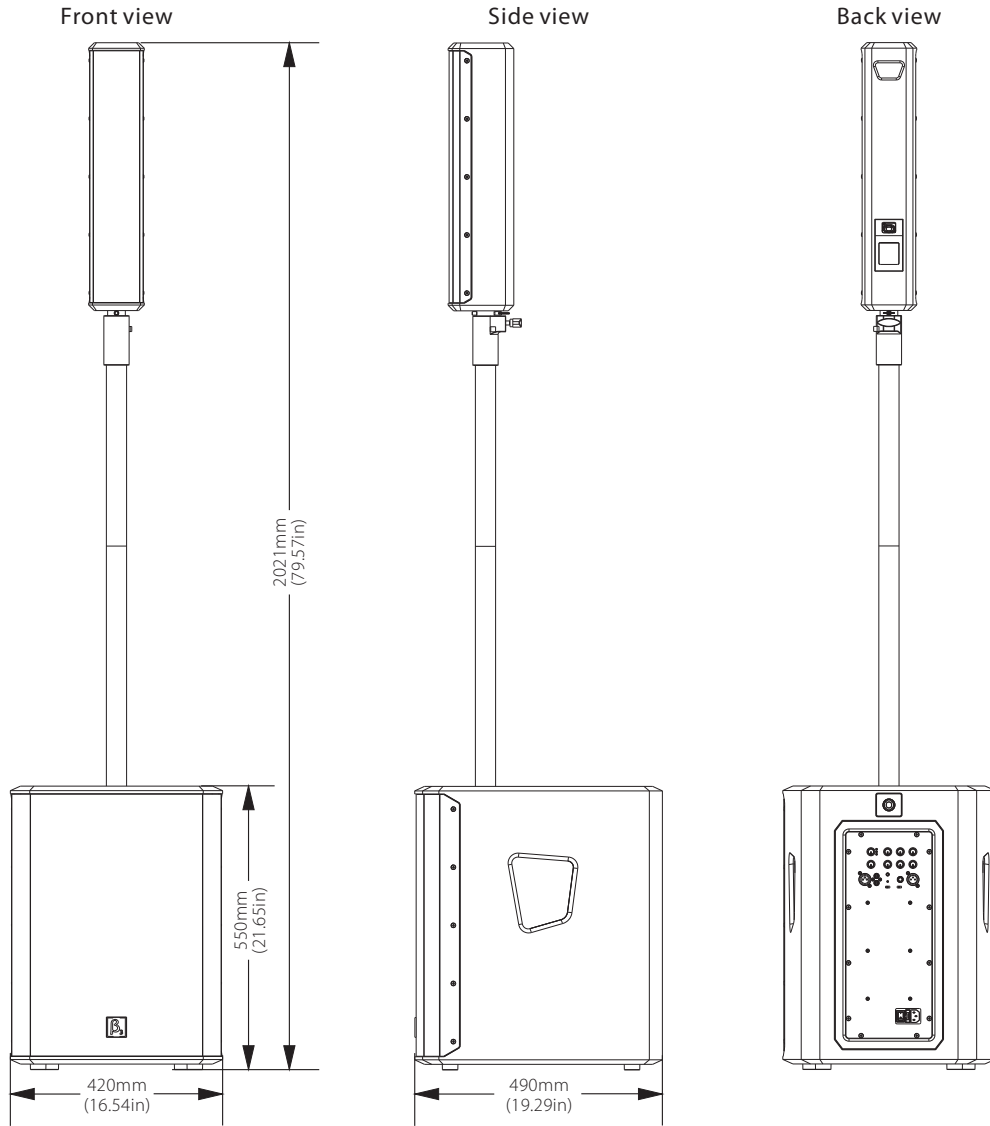
Specification

Frequency response(-3dB):	45Hz-18kHz
Max.SPL:	119dB/125dB(PEAK)
Dispersion(H×V):	90°×40°
Transducer:	1× 15" Woofer 8× 2" Full-frequency unit
Power:	LF:350W,MF:200W
Rated impedance:	4 Ohms
Connector:	XLS、RCA、6.35 MIC INPUT、Mixed male output
Input:	Three channel balanced input XLR/6.35、TRS、RCA
Input impedance(line):	20kohm balanced input, 10kohm unbalanced input
Input impedance(MIC):	2kohm balanced input, 1kohm unbalanced input
Input impedance(Instrument):	470kohm unbalanced input
Input level:	LINE IN : 775mVrms, AUX IN 200mVrms MIC IN: 50mVrms, COMBI IN: 50mVrms
Input overloading level:	LINE IN : 7Vrms, AUX IN 2Vrms MIC IN: 400mVrms, COMBI IN: 1mVrms
Wire connection:	pin 1: ground; pin2: signal +; pin3: signal -
Heat radiation:	Forced air-cooled drives
Power cable:	PowerCon, three pins
Safety voltage range:	AC 220V-230V~50Hz/60Hz
Max power consumption:	2A@230V(1/3 Power 4 Ohms)
Cabinet:	Plywood,column loudspeaker
Handle:	2× Wooden handles+1× Aluminum handle
Painting:	Cabinet coated by Polyurethane paint; grille is powder coated , inside is black cotton
Cabinet dimension(W×D×H):	420×490×2021mm(16.5×19.3×79.6in)
Packing dimension(W×D×H):	720×515×655mm(23.4×20.3×25.8in)
Net weight:	27.30kg(60.06 lb)
Gross weight:	32.55kg(71.61 lb)

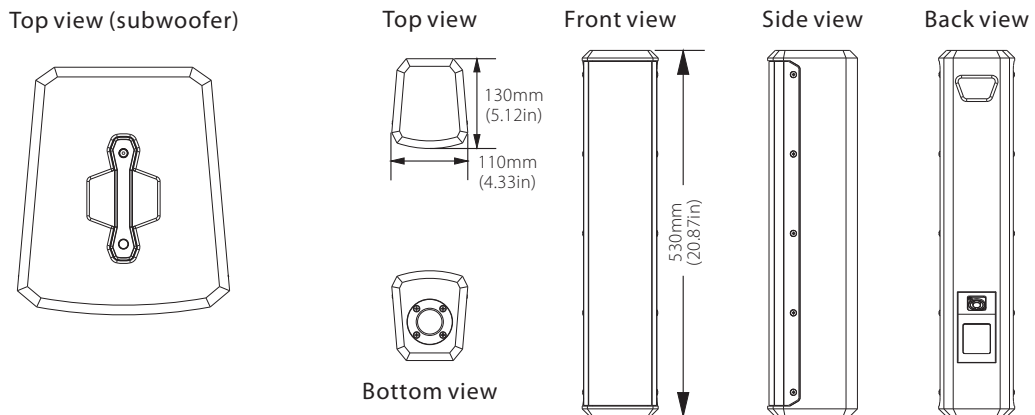
Frequency response curve & THD curve



2D Dimension



Meline S15 EXT:



Notes:



Beta Three