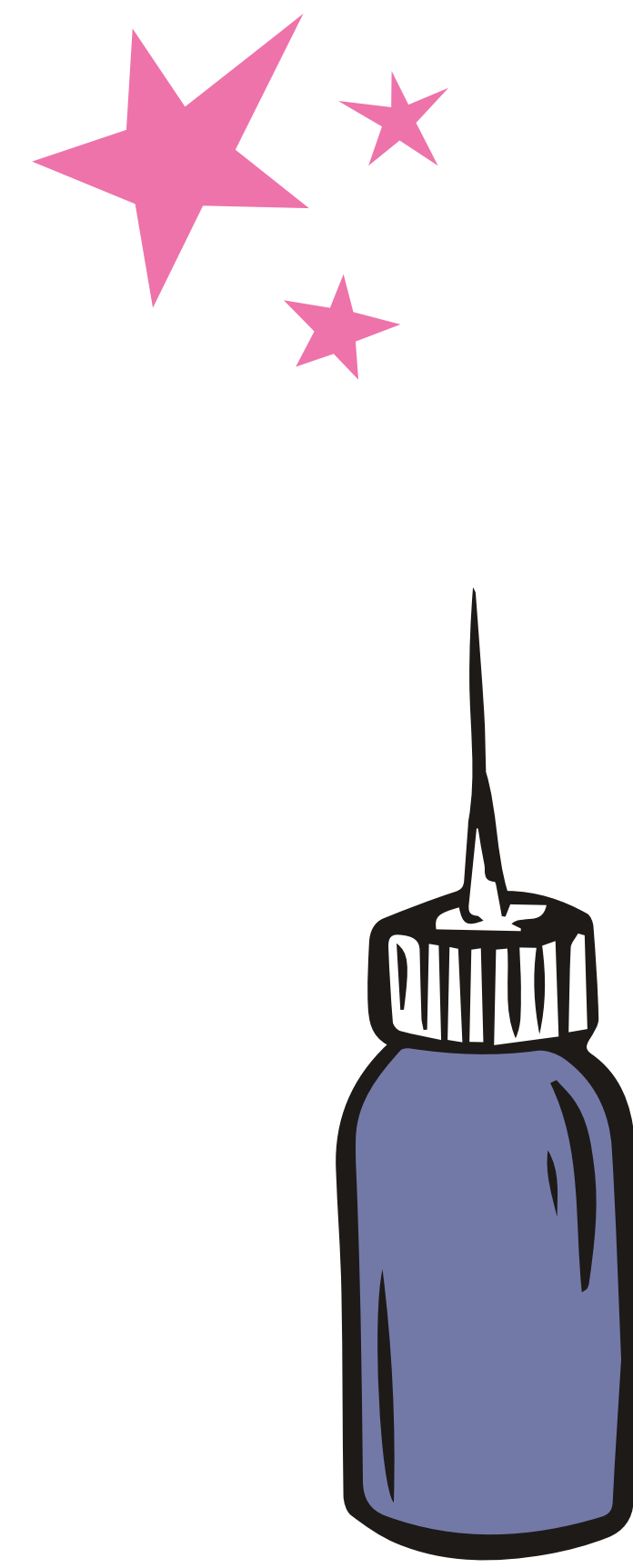


INSIDE YOUR KIT:

- Jagua Gel
Freshly made with all natural Jagua Powder, Distilled Water, Isopropyl Alcohol, Xantham Gum, and Organic Essential Oils
- Applicator Bottle + 4 Tips
- 20+ Sticker Stencil Designs
- Wood Spatulas

INSTRUCTIONS
TO KEEP JAGUA FRESH: STORE IN FRIDGE WHEN NOT IN USE



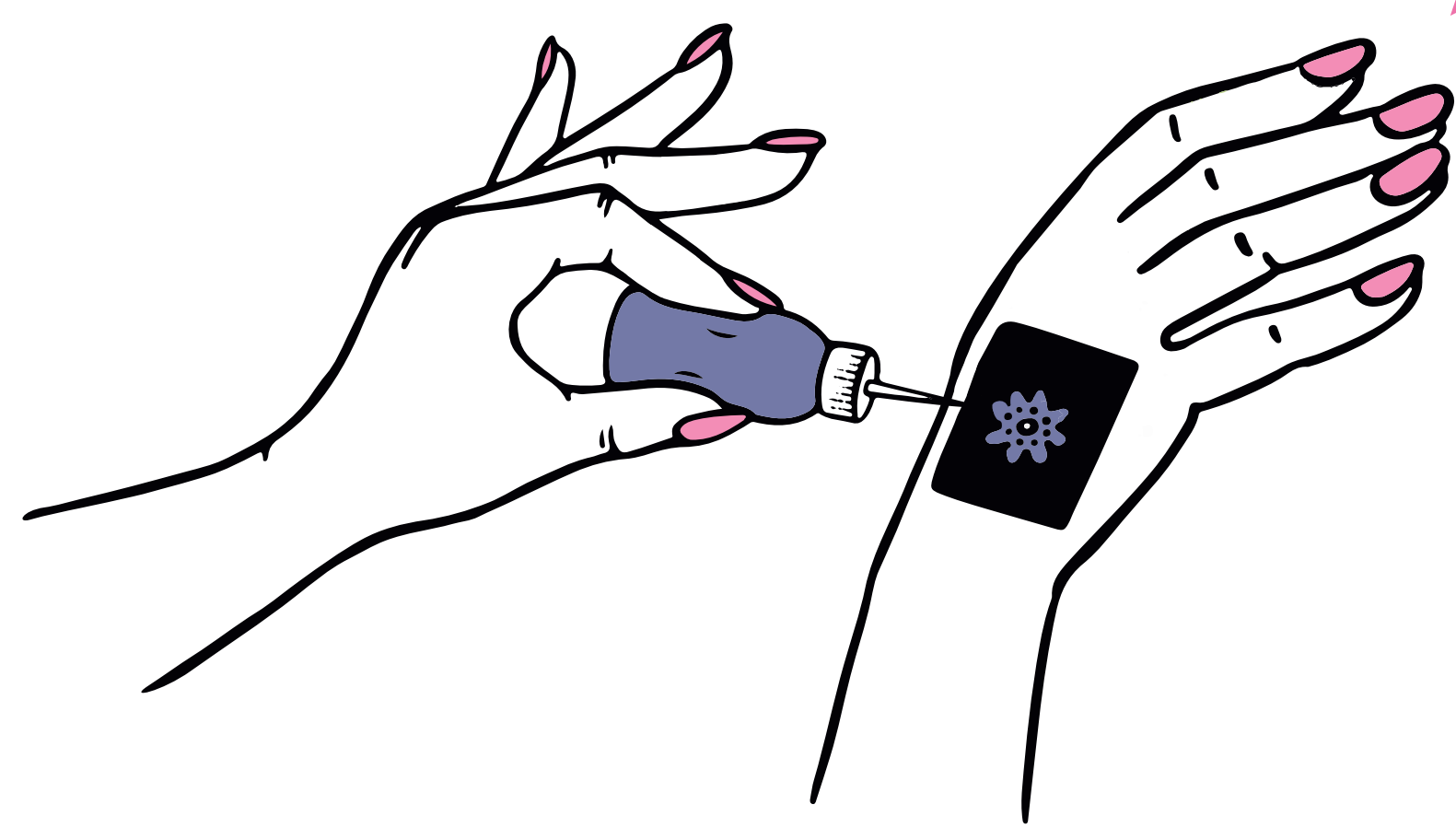
1

Transfer jagua gel to applicator bottle. Use caution when handling jagua, it stains the skin very rapidly. Screw on top + tip of choice and you're ready to create!




2

Choose your sticker stencil, cut to size, and apply to desired area; be sure to press firmly. For parts of sticker not sitting well, cut slits to allow it to bend and lay flat on skin.



3

Fill in stencil with an even layer of jagua. Use spatula to help spread gel smoothly over the design. You can also freehand your artwork for a truly custom tattoo. Use wood spatula + paper towel to help clean up mistakes quickly.



4


Get in a comfortable position and keep area with tattoo still for 30 mins while gel dries. For best results, leave sticker and gel on for at least 2 hours to ensure good color.



5

Once desired time has elapsed, peel off sticker and remove remaining dried gel. Wash area under warm soapy water. Stain will be very faint, keep calm. Tattoo will reach full intensity within 24-48 hours.

PRO TIPS



Store bottles in the fridge to keep gel fresh. Will last for up to three months.



When ready to use, remove gel from fridge and get in a comfy position. Have paper towel on hand to clean up mistakes quickly.



Once gel is applied, allow 30-60 mins for design to fully dry before moving too much. Leave on at least 2 hours for good color.



The longer you leave on the jagua gel 2-6 hours, the darker your stain will be and the longer it will last.




Be sure to correct smudges and mistakes as quickly as possible. The jagua is fast acting and will leave a stain that you won't be happy with the following day.



After the sticker and gel are removed, you will have a barely visible tattoo. Don't worry, the color will continue to darken till it reaches a deep blue/black color just like a real tattoo.



When removing dry gel before sleep, cover your design so it does not make direct contact with bedding or other body parts; If not, it will transfer and leave a stain on an undesirable location. Best to wrap with an old t-shirt or towel.



For the darkest stain, apply gel to areas with thick skin such as palms of hands and feet.



Tattoos will last for 1-2 weeks, depending on location and how often you exfoliate + expose your skin to water and chlorine.



Wash applicator tips with warm water after each use to prevent clogging.