

Glory®

FOR CONTROL OF CERTAIN GRASSES AND BROADLEAF WEEDS

ACTIVE INGREDIENT:	% BY WT.
Metribuzin: 4-Amino-6-(1,1-dimethylethyl)-3-(methylthio)-1,2,4-triazin-5(4H)-one	75.0%
OTHER INGREDIENTS:	25.0%
TOTAL:	100.0%

EPA Reg. No. 66222-106

EPA Est. No. 37429-GA-001^{BT}; 37429-GA-002^{BO}

39578-TX-001¹; 37429-GA-003^{BY}

Letter(s) in lot number correspond(s) to superscript in EPA Est. No.

KEEP OUT OF REACH OF CHILDREN CAUTION/PRECAUCION

Si usted no entiende la etiqueta, busque a alguien para que se la explique a usted en detalle. (If you do not understand the label, find someone to explain it to you in detail).

PRECAUTIONARY STATEMENTS

HAZARDS TO HUMANS AND DOMESTIC ANIMALS

CAUTION: May be harmful if swallowed or absorbed through skin. Causes moderate eye irritation.

See additional precautionary statements, directions for use and storage and disposal inside booklet.

How can we help?
1-866-406-6262

Manufactured by:
Makhteshim Agan of
North America, Inc.
d/b/a ADAMA
3120 Highwoods Blvd., Suite 100
Raleigh, NC 27604



HERBICIDE

ADAMA
ESSENTIALS

FIRST AID

IF SWALLOWED: Call a poison control center or doctor immediately for treatment advice. Have person sip a glass of water if able to swallow. Do not induce vomiting unless told to do so by a poison control center or doctor. Do not give anything by mouth to an unconscious person.

IF ON SKIN OR CLOTHING: Take off contaminated clothing. Rinse skin immediately with plenty of water for 15-20 minutes. Call a poison control center or doctor for treatment advice.

IF IN EYES: Hold eye open and rinse slowly and gently with water for 15-20 minutes. Remove contact lenses, if present, after the first 5 minutes, then continue rinsing eye. Call a poison control center or doctor for treatment advice.

Have the product container or label with you when calling a poison control center or doctor or going for treatment. You may also contact PROSAR at 1-877-250-9291 for emergency medical treatment information.

NOTE TO PHYSICIAN: Treat patient symptomatically.

STORAGE AND DISPOSAL

Do not contaminate water, food, or feed by storage or disposal.

PESTICIDE STORAGE: Store in a cool, dry place and in such a manner as to prevent cross contamination with other pesticides, fertilizers, food, and feed. Store in original container and out of the reach of children, preferably in a locked storage area.

PESTICIDE DISPOSAL: Wastes resulting from the use of this product may be disposed of on site or an approved waste disposal facility.

CONTAINER DISPOSAL

Nonrefillable Container (rigid-fifty lbs. or less): Non-refillable container. Do not reuse or refill this container. Offer for recycling, if available. Clean container promptly after emptying. Triple rinse as follows: Empty the remaining contents into application equipment or a mix tank, Fill the container 1/4 full with water and recap. Shake for 10 seconds. Pour rinsate into application equipment or a mix tank or store rinsate for later use or disposal. Drain for 10 seconds after the flow begins to drip. Repeat this procedure two more times.

▲
PEEL BACK BOOK HERE

14205
040508-1.0

Net Contents
5 pounds



FOR CONTROL OF CERTAIN GRASSES AND BROADLEAF WEEDS

ACTIVE INGREDIENT:	% BY WT.
Metribuzin: 4-Amino-6- (1,1-dimethylethyl)	
-3- (methylthio) -1,2,4-triazin-5(4H) -one	75.0%
OTHER INGREDIENTS:	<u>25.0%</u>
TOTAL:	100.0%

EPA Reg. No. 66222-106
 EPA Est. No. 37429-GA-001^{BT}; 37429-GA-002^{BO}
 39578-TX-001^F; 37429-GA-003^{BV}

Letter(s) in lot number correspond(s) to superscript in EPA Est. No.

KEEP OUT OF REACH OF CHILDREN CAUTION/PRECAUCION

Si usted no entiende la etiqueta, busque a alguien para que se la explique a usted en detalle. (If you do not understand the label, find someone to explain it to you in detail).

PRECAUTIONARY STATEMENTS HAZARDS TO HUMANS AND DOMESTIC ANIMALS

CAUTION: May be harmful if swallowed or absorbed through skin. Causes moderate eye irritation.

For additional Precautionary Statements, Storage and Disposal, and Directions for Use, see inside of this booklet.

How can we help?
1-866-406-6262



HERBICIDE

ADAMA ESSENTIALS

FIRST AID

IF SWALLOWED:	<ul style="list-style-type: none">● Call a poison control center or doctor immediately for treatment advice.● Have person sip a glass of water if able to swallow.● Do not induce vomiting unless told to do so by a poison control center or doctor.● Do not give anything by mouth to an unconscious person.
IF ON SKIN OR CLOTHING:	<ul style="list-style-type: none">● Take off contaminated clothing.● Rinse skin immediately with plenty of water for 15-20 minutes.● Call a poison control center or doctor for treatment advice.
IF IN EYES:	<ul style="list-style-type: none">● Hold eye open and rinse slowly and gently with water for 15-20 minutes.● Remove contact lenses, if present, after the first 5 minutes, then continue rinsing eye.● Call a poison control center or doctor for treatment advice.

Have the product container or label with you when calling a poison control center or doctor or going for treatment. You may also contact PROSAR at 1-877-250-9291 for emergency medical treatment information.

NOTE TO PHYSICIAN: Treat patient symptomatically.

PRECAUTIONARY STATEMENTS

HAZARDS TO HUMANS AND DOMESTIC ANIMALS

CAUTION: May be harmful if swallowed or absorbed through skin. Causes moderate eye irritation.

PERSONAL PROTECTIVE EQUIPMENT (PPE)

Some materials that are chemical-resistant to this product are listed below. If you want more options, follow the instructions for Category A on an EPA chemical resistance category selection chart.

Applicators and other handlers must wear:

- Long-sleeved shirt and long pants
- Chemical-resistant gloves made out of any waterproof material
- Shoes plus socks

Follow manufacturer's instructions for cleaning/maintaining PPE. If no such instructions for washables, use detergent and hot water. Keep and wash PPE separately from other laundry.

When handlers use closed systems, enclosed cabs, or aircraft in a manner that meets the requirements listed in the Worker Protection Standard (WPS) for agricultural pesticides (40 CFR 170.240(d)(4-6)),

the handler PPE requirements may be reduced or modified as specified in the WPS.

USER SAFETY RECOMMENDATIONS

Users should:

- Wash hands before eating, drinking, chewing gum, using tobacco, or using the toilet.
- Remove clothing immediately if pesticide gets inside. Then wash thoroughly and put on clean clothing.
- Remove PPE immediately after handling this product. Wash the outside of gloves before removing. As soon as possible, wash thoroughly and change into clean clothing.

Do not contaminate feed or food. Keep out of reach of children. Obtain prompt medical aid if poisoning should occur.

Symptoms of Poisoning: The compound does not cause any definite symptoms that would be diagnostic. Poisoning is accompanied by breathing difficulties and sedation.

ENVIRONMENTAL HAZARDS

For terrestrial uses, do not apply directly to water, or to areas where surface water is present, or to intertidal areas below the mean high water mark. Do not apply when weather conditions favor drift from areas treated. Do not contaminate water when disposing of equipment wash waters.

GROUND WATER ADVISORY

Metribuzin is a chemical which can travel (seep or leach) through soil and can contaminate ground water which may be used as drinking water. Metribuzin has been found in ground water as a result of agricultural use. Users are advised not to apply metribuzin where the water table (ground water) is close to the surface and where the soils are very permeable, i.e., well-drained soils such as loamy sands. Your local agricultural agencies can provide further information on the type of soil in your area and the location of ground water.

DIRECTIONS FOR USE

It is a violation of Federal law to use this product in a manner inconsistent with its labeling.

Do not apply this product in a way that will contact workers or other persons, either directly or through drift. Only protected handlers may be in the area during application. For any requirements specific to your State or Tribe, consult the agency responsible for pesticide regulation.

AGRICULTURAL USE REQUIREMENTS

Use this product only in accordance with its labeling and with the Worker Protection Standard, 40 CFR Part 170. This Standard contains requirements for the protection of agricultural workers on farms, forests, nurseries, and greenhouses, and handlers of agricultural pesticides. It contains requirements for training, decontamination, notification, and emergency assistance. It also contains specific instructions and exceptions pertaining to the statements on this label about personal protective equipment (PPE) and restricted-entry interval. The requirements in this box only apply to uses of this product that are covered by the Worker Protection Standard.

Do not enter or allow worker entry into treated areas during the restricted entry interval (REI) of 12 hours.

Exception: If the product is soil-injected or soil-incorporated, the Worker Protection Standard, under certain circumstances, allows workers to enter the treated area if there will be no contact with anything that has been treated. PPE required for early entry to treated areas that is permitted under the Worker Protection Standard and that involves contact with anything that has been treated, such as plants, soil, or water, is:

- Coveralls
- Applicators and other handlers must use chemical-resistant gloves such as butyl rubber, or nitrile rubber, or neoprene rubber, or natural rubber
- Shoes plus socks

IMPORTANT: Read these entire Directions and Conditions of Sale before using Glory[®].

GENERAL INFORMATION MIXING

When using Glory make sure the sprayer is completely clean, free of rust or corrosion which occurs from winter storage. Examine strainers and screens to be sure the sprayer is clean from previously used pesticides.

Any tank mixes containing Glory should be kept agitated and sprayed out immediately. Do not allow tank mixes to stand for prolonged periods of time.

The proper mixing procedure for Glory alone or in tank mix combinations with other herbicides is:

1. Fill the spray tank 1/4 to 1/3 full with clean water.
2. Add recommended rate of Glory while recirculating and with agitator running.
3. Follow the triple rinse procedure described under STORAGE AND DISPOSAL to insure that all product is removed from the container.
4. Mix thoroughly and add clean water to fill spray tank to desired level.

5. Add the other herbicide to tank last and agitate thoroughly.
6. Continue agitation during application and until sprayer tank is empty.

When an adjuvant is to be used with this product, ADAMA suggests the use of a Chemical Products and Distributors Association certified adjuvant.

SOIL TEXTURE

As used on this label, **coarse soils** are loamy sand or sandy loam soils. **Medium soils** are loam, silt loam, silt, sandy clay, or sandy clay loam. **Fine soils** are silty clay, silty clay loam, clay, or clay loam. Silty clay loam soils are transitional soils and may be classified as medium-textured soils in some regions of the U.S.

GENERAL PRECAUTIONS AND RESTRICTIONS

Do not allow sprays to drift on to adjacent desirable plants. Apply this product only as specified on this label.

Do not rotate any crop not listed on this label for 18 months following application of Glory.

Do not use on other crops grown for food or forage. Observe all cautions and limitations on labeling of all products used in mixtures.

For all uses: Low-pressure and high-volume hand-wand equipment is prohibited.

CHEMIGATION

Glory is recommended for application through sprinkler irrigation equipment to potatoes, soybeans, tomatoes, and asparagus as directed on this label. Refer to the crop sections of this label for recommended rates, weeds controlled or suppressed, restrictions, and special precautions.

Apply this product only through sprinkler including center pivot, lateral move, or solid set irrigation systems. Do not apply this product through any other type of irrigation system.

Crop injury, lack of effectiveness, or illegal pesticide residues in the crop can result from nonuniform distribution of treated water.

Calibration: Center Pivot and Self-Propelled Lateral Move Systems: Sprinkler irrigation systems must be accurately calibrated for application of Glory. Greater accuracy in calibration (and distribution) will be achieved by injecting a larger volume of a more dilute mixture of product and water per hour. Follow the steps below to calibrate center pivot and lateral move systems.

1. Determine number of minutes required to make one complete revolution while applying 1/4 to 3/4 inch of water per acre.
2. With the system at operating pressure determine the exact number of minutes required to inject one gallon of water.
3. Divide the time required for one revolution (step 1) by the time required to inject one gallon (step 2). This gives total gallons of product-water mixture to be added to nurse tank.
4. Add required amount of water to nurse tank and start the agitation system. Then add sufficient Glory at the recommended rate (See RECOMMENDED BROADCAST APPLICATIONS) to the nurse tank.

EXAMPLE: If 20 hours (1200 minutes) were required for one revolution and if 2 minutes were required to inject one gallon, then a total of 600 gallons of product-water mixture are required ($1200/2 = 600$); to treat 135 acres at 2/3 lb./acre, 90.5 lb. of Glory are required.

If you have questions about calibration, you should contact State Extension Service Specialists, equipment manufacturers, or other experts.

Do not connect an irrigation system (including greenhouse systems) used for pesticide application to a public water system unless the pesticide label-prescribed safety devices for public water systems are in place.

A person knowledgeable of the chemigation system and responsible for its operation, or under the supervision of the responsible person, shall shut the system down and make necessary adjustments should the need arise.

The system must contain a functional check valve, vacuum relief valve, and low pressure drain appropriately located on the irrigation pipeline to prevent water source contamination from backflow.

The pesticide injection pipeline must contain a functional, automatic, quick-closing check valve to prevent the flow of fluid back toward the injection pump.

The pesticide injection pipeline must also contain a functional, normally closed, solenoid-operated valve located on the intake side of the injection pump and connected to the system interlock to prevent fluid from being withdrawn from the supply tank when the irrigation system is either automatically or manually shut down.

The system must contain functional interlocking controls to automatically shut off the pesticide injection pump when the water pump motor stops.

The irrigation line or water pump must include a functional pressure switch which will stop the water pump motor when the water pressure decreases to the point where pesticide distribution is adversely affected.

Systems must use a metering pump, such as a positive displacement injection pump (e.g., diaphragm pump) effectively designed and constructed of materials that are compatible with pesticides and capable of being fitted with a system interlock.

Do not apply when wind speed favors drift beyond the area intended for treatment.

Maintain continuous agitation in the injection nurse tanks during the herbicide application sufficient to keep herbicide in suspension.

Apply specified dosage in 1/4 to 3/4 inch of water (1/4 to 1/2 inch of water on sandy soils) per acre as a continuous injection in center pivot and lateral move systems or in the last 15 to 30 minutes of set in permanent solid set sprinkler systems. Application of more than the quantity of irrigation water recommended on this label may result in decreased product performance by removing the chemical from the zone of effectiveness. Where sprinkler distribution patterns do not overlap sufficiently, unacceptable weed control may result. Where sprinkler distribution patterns overlap, excessive crop injury may result. Allow sufficient time for pesticide to be flushed through all lines and all nozzles before turning off irrigation water. To ensure that lines are flushed and free of remaining pesticide, an indicator dye may be injected into the lines to mark the end of the application period.

Use a minimum of 1 part water to 1 part herbicide for injection. The use of a larger volume of water will insure greater accuracy and more uniform distribution.

AERIAL DRIFT REDUCTION ADVISORY INFORMATION

Avoiding spray drift at the application site is the responsibility of the applicator. The interaction of many equipment- and weather-related factors determine the potential for spray drift. The applicator and the grower are responsible for considering all these factors when making decisions.

The following drift management requirements must be followed to avoid off-target drift movement from aerial applications to agricultural field crops. These requirements do not apply to forestry applications, public health uses, or to applications using dry formulations.

1. The distance of the outer most nozzles on the boom must not exceed 3/4 the length of the wingspan or rotor.
2. Nozzles must always point backward parallel with the air stream

and never be pointed downwards more than 45 degrees.

- Where states have more stringent regulations, they should be observed.
- The applicator should be familiar with and take into account the information covered in the AERIAL DRIFT REDUCTION ADVISORY INFORMATION.

INFORMATION ON DROPLET SIZE: The most effective way to reduce drift potential is to apply large droplets. The best drift management strategy is to apply the largest droplets that provide sufficient coverage and control. Applying larger droplets reduces drift potential but will not prevent drift if applications are made improperly or under unfavorable environmental conditions (see WIND, TEMPERATURE AND HUMIDITY, and TEMPERATURE INVERSIONS).

CONTROLLING DROPLET SIZE:

- Volume-Use high flow rate nozzles to apply the highest practical spray volume. Nozzles with higher rated flows produce larger droplets.
- Pressure-Do not exceed the nozzle manufacturer's recommended pressures. For many nozzle types, lower pressure produces larger droplets. When higher flow rates are needed, use higher flow rate nozzles instead of increasing pressure.
- Number of Nozzles-Use the minimum number of nozzles that provide uniform coverage.
- Nozzle Orientation-Orienting nozzles so that the spray is released parallel to the airstream produces larger droplets than other orientations and is the recommended practice. Significant deflection from horizontal will reduce droplet size and increase drift potential.
- Nozzle Type-Use a nozzle type that is designed for the intended application. With most nozzle types, narrower spray angles produce larger droplets. Consider using low-drift nozzles. Solid stream nozzles oriented straight back produce the largest droplets and the lowest drift.

BOOM LENGTH: For some use patterns, reducing the effective boom length to less than 3/4 of the wingspan or rotor length may further reduce drift without reducing swath width.

APPLICATION HEIGHT: Applications should not be made at a height greater than 10 feet above the top of the largest plants unless a greater height is required for aircraft safety. Making applications at the lowest height that is safe reduces exposure of droplets to evaporation and wind.

SWATH ADJUSTMENT: When applications are made with a crosswind, the swath will be displaced downwind. Therefore, on the up and downwind edges of the field, the applicator must compensate for

this displacement by adjusting the path of the aircraft upwind. Swath adjustment distance should increase with increasing drift potential (higher wind, smaller drops, etc.)

WIND: Drift potential is lowest between wind speeds of 2 to 10 mph; however, many factors, including droplet size and equipment type, determine drift potential at any given speed. Application should be avoided below 2 mph due to variable wind direction and high inversion potential. **NOTE:** Local terrain can influence wind patterns. Every applicator should be familiar with local wind patterns and how they affect spray drift.

TEMPERATURE AND HUMIDITY: When making applications in low relative humidity, set up equipment to produce larger droplets to compensate for evaporation. Droplet evaporation is most severe when conditions are both hot and dry.

TEMPERATURE INVERSIONS: Applications should not occur during a temperature inversion because drift potential is high. Temperature inversions restrict vertical air mixing, which causes small suspended droplets to remain in a concentrated cloud. This cloud can move in unpredictable directions due to the light variable winds common during inversions. Temperature inversions are characterized by increasing temperatures with altitude and are common on nights with limited cloud cover and light to no wind. They begin to form as the sun sets and often continue into the morning. Their presence can be indicated by ground fog; however, if fog is not present, inversions can also be identified by the movement of smoke from a ground source or an aircraft smoke generator. Smoke that layers and moves laterally in a concentrated cloud (under low wind conditions) indicates an inversion while smoke that moves upward and rapidly dissipates indicates good vertical air mixing.

SENSITIVE AREAS: Glory should only be applied when the potential for drift to adjacent sensitive areas (e.g. residential areas, bodies of water, known habitat for threatened or endangered species, non-target crops) is minimal (e.g. when wind is blowing away from the sensitive areas).

APPLICATION OF GLORY WITH HERBICIDE SPRAY EQUIPMENT

Use a standard low pressure (20 to 40 psi) herbicide boom sprayer equipped with suitable nozzles and screens no finer than 50-mesh in nozzle and in-line strainers. Agitate thoroughly before and during application with bypass agitation.

GROUND APPLICATION: Apply the proper rate of Glory in a minimum of 10 to 40 gallons of spray mixture per acre broadcast.

BANDED APPLICATION: Use proportionally less Glory per acre in a

band versus a broadcast application. For band application, use 1/4 to 1 gallon of spray mix per inch of band width regardless of row spacing.

Examples: (1) To treat a 15-inch band on rows 30 inches apart, use one-half of the broadcast rate of Glory. (2) To treat a 14-inch band on rows 42 inches apart, use one-third of the broadcast rate of Glory.

AERIAL APPLICATION: Where permitted, apply specified rate in a minimum of 2 to 10 gallons of spray mixture per acre. Do not apply aerially when wind speed is greater than 10 mph.

NOTE: Do not apply aerially when Glory is tank mixed with Lasso®.

For All Applications of Glory: Sprayer must be accurately calibrated before applying Glory. Check sprayer during application to be sure it is working properly and delivering a uniform spray pattern. As the volume of spray mixture decreases per acre, the importance of accurate calibration and uniform application increases. Avoid over application, misapplication, and boom and spray swath overlapping that will increase spray dosage. (Crop injury may occur as a result.) Avoid spray skips and gaps which allow weeds to grow in untreated soil. Do not apply when weather conditions favor spray drift and/or when sensitive or cool season crops, such as cole crops, onions, peas, or strawberries are present in adjacent fields or in areas where wheat is growing in coarse-textured soils.

SPRAYER CLEANUP: Spray equipment must be thoroughly cleaned to remove remaining traces of herbicide that might injure other crops to be sprayed. Drain any remaining spray solution of Glory from the spray tank and dispose of according to label disposal instructions. Rinse the spray tank and refill with water adding a heavy-duty detergent at the rate of one cup per 20 gallons of water. Recycle this mixture through the equipment for 5 minutes and spray out. Repeat this procedure twice. Fill the spray tank with clean water, recycle for 5 minutes, and spray out. Clean pump and nozzle screens thoroughly. Wash away any spray mixture from the outside of spray tank, nozzles, or spray rig. All rinse water must be disposed of in compliance with local, state, and Federal guidelines.

APPLICATION OF GLORY IN FLUID FERTILIZERS

Glory may be applied in fluid fertilizer solutions to alfalfa and soybeans by following the appropriate mixing procedures and compatibility check. When using tank mix combinations, be sure all components are compatible.

Compatibility checks of Glory and tank mix combinations which include Glory should be made for each batch of fluid fertilizer because of the variability of these fertilizers.

Compatibility Check:

1. Premix 2 teaspoons of Glory with 8 teaspoons of water (1:4 ratio) in a quart jar by adding the water first and follow with Glory. Mix thoroughly. If a second herbicide is to be used, double the amount of water (1:8 ratio) and add the second herbicide after mixing Glory first.
2. Then pour 1 pint of fluid fertilizer into the quart jar and shake well.
3. Allow to stand for 5 minutes.

THIS COMPATIBILITY CHECK SHOULD ONLY BE USED WHEN MIXING WITH FLUID FERTILIZERS.

Interpretation of Results: If the solution in the jar appears to be uniform without signs of agglomeration or without a separation of an oily film on top of the fertilizer, the mixture may be used. If not, repeat the compatibility check using twice the amount of water or add a compatibility agent to the water. If separation occurs but the mixture can be resuspended by shaking, then application is possible with good agitation in the spray tank.

Tank Mixing Guidelines:

1. Add the required amount of water and compatibility agent (if required) to the tank. Start agitation system while adding Glory and follow by adding the fluid fertilizer and agitate.
2. If a second herbicide is to be used, follow as above in 1, but use twice the amount of water. Start agitation and add Glory and follow by adding the second herbicide and then continue filling the tank with fluid fertilizer.
3. Maintain continuous agitation to assure uniform spray mixture until the tank is emptied.

COMMERCIAL IMPREGNATION AND APPLICATION OF GLORY ON DRY BULK FERTILIZER

Dry bulk fertilizer may be impregnated or coated with Glory for application to established alfalfa and to soybeans. All recommendations, cautions, and special precautions on this label must be followed along with state regulations relating to dry bulk fertilizer blending, impregnating, and labeling.

IMPREGNATION: To impregnate, use a system consisting of a belt, conveyor, or closed drum which is used for dry bulk fertilizer blending. Any commonly used fertilizer can be impregnated with Glory except ammonium nitrate or fertilizers containing ammonium nitrate, potassium nitrate, or sodium nitrate. Do not use on powder limestone.

Apply using a minimum of 200 lb. dry bulk fertilizer per acre and up to a maximum of 450 lb. per acre. To impregnate or coat dry bulk fertilizer, mix Glory with sufficient water to form a sprayable slurry.

The delivery nozzles must be directed to deliver a fine spray toward the fertilizer for thorough coverage while avoiding spray contact with mixing equipment. Uniform impregnation of Glory to dry bulk fertilizer will vary and if the absorptivity is not adequate, an absorptive powder may be added to produce a dry, free-flowing mixture. Micro-Cel E (Johns-Manville Product Corporation) is the recommended absorbent powder. When another herbicide is used with Glory, mix and impregnate immediately.

Apply immediately after impregnation unless experience has shown that impregnated fertilizer can be stored without becoming lumpy and difficult to spread.

RATES: Select the recommended rate of Glory per acre from the appropriate section of this label and refer to the formula below to determine the amount of Glory which is to be impregnated on a ton of dry bulk fertilizer based on the amount of fertilizer which will be distributed on one acre.

$$\frac{\text{Lb. Glory}}{\text{Acre}} \times \frac{2000 \text{ Lb. Fertilizer}}{\text{Acre}} = \frac{\text{Lb. Glory}}{\text{Ton of Fertilizer}}$$

APPLICATION: Uniform application is essential for satisfactory weed control. Accurate calibration of fertilizer application equipment is essential for uniform distribution to the soil surface. The recommended method of application is to apply 1/2 the recommended rate and overlap 50 percent or to double apply by splitting the middles to obtain the best distribution pattern.

If fertilizer materials are excessively dusty, use diesel oil or other suitable additive to reduce dust prior to impregnation as dusty fertilizer will result in poor distribution during application. Crop injury and/or poor weed control may occur where the impregnated fertilizer is not uniformly applied.

INCORPORATION AND COMBINATION USES: When Glory is to be used in combination with another herbicide, follow directions on this label for combinations, rates, crops, incorporation, and special precautions.

SOYBEANS (Except California)

Glory herbicide tank mix combinations are recommended for preplant incorporated applications, preemergence surface applications, Split-Shot applications, and Extended Split-Shot application. Glory is also recommended as an overlay application following a preplant incorporated application of a recommended grass herbicide and alone as a preemergence surface application. All these applications can be

applied with ground equipment and some can be applied with aerial spray equipment. In addition, Glory can be applied as a postemergence directed spray to soybeans in certain states.

SPECIAL PRECAUTIONS (Soybeans): Injury to soybeans may occur when Glory is used under the following conditions:

1. When soils have a calcareous surface area or a pH of 7.5 or higher.
2. Due to the sensitivity of certain soybean varieties, Glory is not recommended for use on Altona, AP 55, AP 71, Agrrow 6520, Burlington, Coker 102, Coker 156, Dassel, GL 3202, Govan, Maple Amber, NB 3665, NKS 1884, Paloma 350, Portage, Regal, Semmes, Terra-Vig 505, Terra-Vig 606, Tracy, Vansoy, and Vinton 81. Consult your ADAMA Representative or your seed supplier for information on the tolerance to Glory of newly released soybean varieties prior to use of Glory.
3. When applied in conjunction with soil-applied organic phosphate pesticides.
4. Over application of boom overlapping may result in stand loss and soil residues.
5. Uneven application or improper incorporation can decrease the level of weed control and/or increase the level of injury.
6. When applied to any soil with less than 1/2% organic matter.
7. Soil incorporation deeper than recommended.
8. When sprayers are not calibrated accurately.
9. When heavy rains occur soon after application, especially in poorly drained areas where water may stand for several days.
10. When soybeans are planted less than 1 1/2 inches deep, particularly in preemergence application.

Activation: A minimum amount of soil moisture is required to activate Glory. In areas of low rainfall, applications to dry soil should be followed with light irrigation of 1/4 acre inch of water. Do not apply heavy irrigation immediately after application. As with many surface-applied herbicides, weed control and crop tolerance may vary with rainfall and/or soil texture.

Grazing and Feeding Treated Vines: Treated vines may be grazed or fed to livestock 40 days after application when Glory is applied alone or with Treflan®, Dual®, Prowl®, or Lasso®.

Do not use treated vines for feed or forage when Glory is applied with Sonalan®, linuron plus Lasso, or linuron plus Dual.

WEEDS CONTROLLED BY GLORY AND GLORY HERBICIDE TANK MIX COMBINATIONS

C= Control

S= Suppression or Erratic

P= Poor or No Control

O= No information (Control may range

Control

from poor to excellent)

	1	2	3	4	5	6	7	8	9
1= Glory Alone									
2= Glory Split-Shot									
3= Glory plus Treflan									
4= Glory plus Dual									
5= Glory plus Prowl									
6= Glory plus Lasso									
7= Extended Split-Shot									
8= Glory plus Sonalan									
9= Glory plus linuron plus (Lasso or Dual)									
ANNUAL BROADLEAF WEEDS									
Black Nightshade (<i>Solanum nigrum</i>)	P	P	P	C	P	C	C	P	S
Bristly Starbur (<i>Acanthospermum hispidum</i>)	C	C	C	C	C	C	C	C	C
Buffalobur (<i>Solanum rostratum</i>)	C	C	P	P	P	P	C	P	O
Carpetweed (<i>Mollugo verticillata</i>)	C	C	C	C	C	C	C	C	C
Cocklebur (<i>Xanthium pensylvanicum</i>)	S	C	S	S	S	S	C	S	S
Copperleaf, Hophornbeam (<i>Acalypha ostryaefolia</i>)	C	C	C	C	C	C	C	C	C
Florida Beggarweed (<i>Desmodium tortuosum</i>)	C	C	C	C	C	C	C	C	C
Florida Pusley (<i>Richardia scabra</i>)	C	C	C	C	C	C	C	C	C
Galinsoga (<i>Galinsoga</i> spp.)	C	C	C	C	C	C	C	C	C
Horseweed, Maretail (<i>Conyza canadensis</i>)	O	O	O	O	O	O	C	O	O
Jimsonweed (<i>Datura stramonium</i>)	C	C	C	C	C	C	C	C	S
Knotweed (<i>Polygonum</i> spp.)	C	C	C	C	C	C	C	C	C
Kochia (<i>Kochia scoparia</i>)	C	C	C	C	C	C	C	C	C
Lambsquarters (<i>Chenopodium</i> spp.)	C	C	C	C	C	C	C	C	C
Morningglory, Ivyleaf (<i>Ipomoea hederacea</i>)	P	P	S	P	P	P	P	P	P
Morningglory, Pitted (<i>Ipomoea lacunosa</i>)	P	P	S	P	P	P	P	P	P
Morningglory, Smallflower (<i>Jacquemontia tamnifolia</i>)	P	P	C	P	P	P	P	P	P
Morningglory, Tall (<i>Ipomoea purpurea</i>)	P	P	S	P	P	P	P	P	P
Pigweeds (<i>Amaranthus</i> spp.)	C	C	C	C	C	C	C	C	C
Prickly Sida/Teaweed (<i>Sida spinosa</i>)	C	C	C	C	C	C	C	C	C
Purslane (<i>Portulaca oleracea</i>)	C	C	C	C	C	C	C	C	C
Ragweed, Common (<i>Ambrosia artemisiifolia</i>)	C	C	C	C	C	C	C	C	C
Redweed (<i>Melochia carcharifolia</i>)	C	C	C	C	C	C	C	C	C
Russian Thistle (<i>Salsola kali</i>)	C	C	C	C	C	C	C	C	C
Sesbania (<i>Sesbania</i> spp.)	C	C	C	C	C	C	C	C	C
Shepherdspurse (<i>Capsella bursa-pastoris</i>)	C	C	C	C	C	C	C	C	C
Sicklepod (<i>Cassia obtusifolia</i>)	C	C	S	C	S	C	C	S	S
Smartweeds (<i>Polygonum</i> spp.)	C	C	C	C	C	C	C	C	S
Spotted Spurge (<i>Euphorbia maculata</i>)	C	C	P	C	P	C	C	P	O
Spurred Anoda (<i>Anoda cristata</i>)	S	C	C	C	C	C	C	C	O
Sunflower (<i>Helianthus</i> spp.)	C	C	S	S	S	S	C	S	P
Velvetleaf (<i>Abutilon theophrasti</i>)	C	C	C	C	C	C	C	C	C
Venice Mallow (<i>Hibiscus trionum</i>)	C	C	C	C	C	C	C	C	C
Wild Mustards (<i>Brassica</i> spp.)	C	C	C	C	C	C	C	C	C

WEEDS CONTROLLED BY GLORY AND GLORY HERBICIDE TANK MIX COMBINATIONS

C= Control	S= Suppression or Erratic Control	P= Poor or No Control	O= No information (Control may range from poor to excellent)								
1= Glory Alone		4= Glory plus Dual	7= Extended Split-Shot								
2= Glory Split-Shot		5= Glory plus Prowl	8= Glory plus Sonalan								
3= Glory plus Treflan		6= Glory plus Lasso	9= Glory plus linuron plus (Lasso or Dual)								
ANNUAL GRASSES			1	2	3	4	5	6	7	8	9
Barnyardgrass (<i>Echinochloa crus-galli</i>)			S	C	C	C	C	C	C	C	C
Bluegrass (<i>Poa annua</i>)			C	C	C	C	C	C	C	C	C
Broadleaf Signalgrass (<i>Brachiaria platyphylla</i>)			C	C	C	C	C	C	C	C	O
Browntop Millet (<i>Panicum ramosum</i>)			C	C	C	P	C	S	C	O	O
Crabgrass (<i>Digitaria</i> spp.)			C	C	C	C	C	C	C	C	C
Crowfootgrass (<i>Dactyloctenium aegyptium</i>)			C	C	C	C	C	C	C	O	O
Cupgrass (<i>Echinochloa gracilis</i>)			P	C	P	P	P	P	C	O	O
Foxtails (<i>Setaria</i> spp.)			S	C	C	C	C	C	C	C	C
Goosegrass (<i>Eleusine indica</i>)			C	C	C	C	C	C	C	C	C
Johnsongrass, Seedling (<i>Sorghum halepense</i>)			C	C	C	C	C	C	C	C	O
Junglerice (<i>Echinochloa colonum</i>)			C	C	C	C	C	C	C	C	O
Nutsedge, Yellow (<i>Cyperus esculentus</i>)			P	P	P	C	P	C	C	P	O
Panicum, Fall (<i>Panicum dichotomiflorum</i>)			P	C	C	C	C	C	C	C	C
Panicum, Texas (<i>Panicum texanum</i>)			P	C	C	P	C	S	S	C	O
Red Rice (<i>Oryza sativa</i>)			P	C	C	C	P	C	C	O	O
Sandbur (<i>Cenchrus</i> spp.)			P	C	C	P	C	S	S	O	O
Shattercane (<i>Sorghum bicolor</i>)			P	C	C	P	P	P	P	C	O
Sorghum, Volunteer (<i>Sorghum</i> spp.)			P	C	C	P	P	P	P	O	P
Sprangletop (<i>Leptochloa</i> spp.)			P	C	C	P	P	P	P	O	P
Stinkgrass (<i>Eragrostis</i> spp.)			P	C	C	P	P	P	P	O	P
Wheat, Volunteer (<i>Triticum</i> spp.)			P	P	P	P	P	P	P	O	P
Witchgrass (<i>Panicum capillare</i>)			P	C	C	C	C	C	C	C	O

Rate Ranges: Where a rate range is shown, use a lower rate on soils that are coarse textured or low in organic matter. Use a higher rate on soils that are relatively fine textured or high in organic matter.

Replanting: If replanting is necessary in fields treated with Glory as directed on this label, the field may be replanted to soybeans. When replanting, a minimum of tillage is recommended. Do not apply a second treatment as injury to soybeans may occur.

GLORY ALONE

Glory (Alone) Pre-emergence Application: The following rates of Glory may be applied preemergence to soybeans through center pivot or lateral move sprinkler irrigation systems that apply water

in a uniform manner. Refer to CHEMIGATION section of this label for directions.

Glory can be applied broadcast or banded. This application may be made during planting or as a separate operation after planting but before crop emergence. See the GENERAL INFORMATION section in the front of this label.

Do not apply to sand soils or to sandy loam or loamy sand soils containing less than 2% organic matter. Do not incorporate into soil or apply more than once per season.

LB. OF GLORY PER ACRE			
SOIL TEXTURE	ORGANIC MATTER		
	Less than 2%	2 to 4%	Over 4%
Coarse Soils (Sandy loam, loamy sand)	Do not use ³	1/2	2/3
Medium Soils ¹ (Loam, silt loam, silt, sandy clay, sandy clay loam)	1/2 to 2/3	2/3 to 5/6	5/6 to 1
Fine Soils ¹ (Silty clay, silty clay loam ² , clay, clay loam)	2/3 to 5/6	5/6 to 1	1 to 1 1/6
Mississippi Delta Only	1	1 1/6	1 1/3

¹ For control of lambsquarters, redroot pigweed, and wild mustard, and for suppression of green, yellow, and giant foxtails on alkaline (calcareous) soils in Nebraska, Minnesota, South Dakota, and North Dakota only, apply Glory at rates of 1/3 lb./acre on medium soils and 1/3 to 1/2 lb./acre on fine soils regardless of soil organic matter percentage (use 1/2 lb. only where soil pH is less than 7.5 and weed pressure is heavy). The 1/3 lb./acre rate of Glory alone can be applied regardless of soil pH. For control of other weeds listed on this label use Glory at full rates recommended in the table above, but note that crop injury may occur on soils having a calcareous surface area or a pH of 7.5 or higher.

² Silty clay loam soils are transitional soils and may be classified as medium-textured soils in some regions of the U.S.

³ Refer to the appropriate section of this label for use of Glory on soybeans in coarse soils with 0.5% or more organic matter in certain states.

USES OF GLORY HERBICIDE IN COMBINATION WITH OTHER HERBICIDES

SEQUENTIAL APPLICATION OF SCEPTER® FOLLOWING GLORY

If needed, application of Glory alone or in a registered tank mix according to directions on this label, may be followed by an early postemergence application of Scepter herbicide (1.5 lb./gal liquid or 7.0 DG) for control of cocklebur. Apply 1/6 to 1/3 pint of Scepter (0.7 to 1.4 ounces of Scepter 70 DG) in a minimum of 20 gals. of water per acre. Use 1/6 pint of Scepter (0.7 ounce of Scepter 70DG) if cocklebur are less than 3 inches tall or have fewer than 3 leaves and are actively growing. For cocklebur less than 6 inches tall and actively growing, use 1/3 pint of Scepter (1.4 ounces of Scepter 70 DG) per acre. Do not use Scepter when soybeans or cocklebur have been subjected to stress conditions such as temperature or moisture extremes. Do not exceed a total of 2/3 pint of Scepter (2.8 ounces of Scepter 70 DG) per acre in one season. Wait at least 10 days after application of Scepter before cultivating.

When preparing the spray mixture with Scepter, add 2 pts. of nonionic surfactant approved for use on growing crops and containing at least 80% active ingredient per 100 gallons of mixture. Apply crop oil concentrate (COC) at the rate specified on the COC label.

Use Scepter only in the states where it is registered as listed on the product label.

Apply Scepter at least 90 days before harvest of soybeans. Do not graze or feed soybean forage, hay, or straw to livestock.

Refer to the Scepter label for additional cautions and precautions, directions, limitations, and information on environmental hazards and planting of rotational crops.

SPLIT-SHOT APPLICATION

A preplant incorporated application of Glory tank mixed with either Treflan, Lasso, Dual, Prowl, or Sonalan and followed by a preemergence surface application of Glory alone after planting but prior to soybean emergence will control more broadleaf and grass weeds in soybeans than when either herbicide is used alone.

Refer to the Treflan, Lasso, Dual, Prowl, or Sonalan labels, and to appropriate sections of this label for directions on soil preparation, herbicide application, incorporation techniques, herbicide rates, weed species controlled, and restrictions for using tank mix combinations of Glory. Carefully observe the SPECIAL PRECAUTIONS section concerning the use of Glory in tank mix combinations on soybeans.

When a Split-Shot application of Glory with Prowl, Treflan, or Sonalan is used, the preplant incorporated tank mix may be applied up to 21 days prior to planting soybeans; with Dual or Lasso, the preplant incorporated tank mix may be applied up to 14 days prior to planting.

On medium- and fine-textured soils with greater than 2% organic matter, a rate range is recommended for the Glory preemergence overlay application. The higher rate should be used (a) in fields with a history of severe broadleaf weed pressure, (b) when the time between preplant incorporated tank mix and preemergence overlay applications approaches the maximum stated above, and/or (c) when the organic matter content of the soil is at the upper end of the indicated range.

For black nightshade control, refer to the appropriate sections of the Lasso, Dual, or Sonalan labels for specific instructions.

SPLIT-SHOT APPLICATION									
Preplant Incorporated Tank mix Application				- FOLLOWED BY -		Preemergence Overlay Application			
SOIL TEXTURE ¹	Rate of Combination Product/Acre		Plus	Rate of Glory lb./Acre	Rate of Glory lb./Acre				
					ORGANIC MATTER				
					Less than 2%	2% to 4%	Over 4%		
Coarse (light) sand, loamy sand, sandy loam	Treflan 1 pt. -OR- Lasso 2 to 2 1/2 qt. -OR- Dual 1 1/4 to 1 1/2 pt. -OR- Prowl 1 1/2 pt. -OR- Sonalan 1 1/4 to 2 pt.		Plus	1/3 - followed by	1/6	1/6	1/6 to 1/3		
Medium Loam, silt loam, sandy clay loam, silt, sandy clay	Treflan 1 1/2 pt. -OR- Lasso 2 1/2 to 3 qt. -OR- Dual 1 1/2 pt. -OR- Prowl 1 1/2 pt. -OR- Sonalan 1 3/4 to 2 1/2 pt.		Plus	1/2 - followed by -OR- 1/3 ² - followed by	1/6 1/3	1/6 to 1/3 1/3 to 1/2	1/3 to 1/2 (1/2 to 2/3 ³)		
Fine (heavy) Silty clay loam*, clay loam, silty clay, clay	Treflan 2 pt. -OR- Lasso 2 1/2 to 3 qt. -OR- Dual 2 to 2 1/2 pt. -OR- Prowl 1 1/2 to 2 pt. -OR- Sonalan 2 1/4 to 3 pt.		Plus	2/3 - followed by -OR- 1/2 ² - followed by	1/6 1/3	1/6 to 1/3 1/3 to 1/2	1/3 to 1/2 (1/2 to 2/3 ³)		

* Silty clay loam soils are transitional soils and may be classified as medium-textured soils in some regions of the U.S.

¹ On coarse-textured soils, do not use on sand soils with less than 1% organic matter or on loamy sand or sandy loam soils with less than 0.5% organic matter. However, on coarse-textured soils with a calcareous surface area or a pH of 7.5 or higher, do not use on sand soils with less than 2% organic matter or on loamy sand or sandy loam soils with less than 1% organic matter.

² Use this lower rate of Glory in the preplant incorporated tank mix on soils having a calcareous surface area or a pH of 7.5 or higher and in those situations where soils within a field vary extremely in texture or organic matter content.

³ Reduce this preemergence overlay rate of Glory by 1/6 lb./acre when using SPLIT-SHOT application on soils with over 4% organic matter and which have a calcareous surface area or a pH of 7.5 or higher.

EXTENDED SPLIT-SHOT APPLICATION									
Early Preplant Tank Mix Application (Surface-Applied or Shallow Incorporated)					Preemergence Overlay Application				
SOIL TEXTURE ¹	Rate of Combination Product/Acre	Plus	Rate of Glory lb./Acre	Followed By	Rate of Combination Product/Acre	Plus	Rate of Glory lb./Acre		
							ORGANIC MATTER		
							1/2 to 2%	2% to 4%	over 4%
Coarse (light) sand, loamy sand, sandy loam	Dual 1 1/3 pt. OR Lasso 1 1/2 to 2 qt.	plus	1/3 to 1/2	Dual OR Lasso	2/3 pt. 1 1/2 qt.	plus	1/6	1/6 to 1/3	1/3
Medium Loam, silt loam, sandy clay loam, silt, sandy clay	Dual 1 3/4 pt. OR Lasso 2 to 3 qt.	plus	2 1/2 to 2/3 ²	Dual OR Lasso	3/4 pt. 1 to 2 qt.	plus	1/3	1/3 to 1/2	1/2 to 2/3

EXTENDED SPLIT-SHOT APPLICATION

**Early Preplant Tank Mix Application
(Surface-Applied or Shallow Incorporated)**

Preemergence Overlay Application

SOIL TEXTURE ¹	Rate of Combination Product/Acre	Plus	Rate of Glory lb./Acre	Followed By	Rate of Combination Product/Acre	Plus	Rate of Glory lb./Acre ORGANIC MATTER		
							1/2 to 2%	2% to 4%	over 4%
Fine (heavy) Silty clay loam*, clay loam, silty clay, clay	Dual 2 pt. OR Lasso 2 to 3 qt.	plus	2 2/3 to 5/6 ²	Dual OR Lasso	1 pt. 1 to 2 qt.	plus	1/3	1/3 to 1/2	1/2 to 2/3

- * Silty clay loam soils are transitional soils and may be classified as medium-textured soils in some regions of the U.S.
- ¹ On coarse-textured soils, do not use on sand soils with less than 1% organic matter. However, on coarse-textured soils with a calcareous surface area or a pH of 7.5 or higher, do not use on sand soils with less than 2% organic matter or on loamy sand or sandy loam soils with less than 1% organic matter.
- ² Use this lower rate of Glory in the early preplant tank mix on soils having a calcareous surface area or a pH of 7.5 or higher and in those rare situations where soils within a field vary extremely in texture or organic matter content.

EXTENDED SPLIT-SHOT APPLICATION

(Includes No-Till, Reduced-Till, Ridge-Till, Mulch-Till)

An early preplant (surface-applied or shallow incorporated) application of Glory tank mixed with either Dual or Lasso followed by a preemergence surface application of Glory tank mixed with Dual or Lasso after planting but prior to soybean emergence will control more broadleaf and grass weeds in soybeans than either herbicide used alone.

An Extended Split-Shot application will decrease the need for tillage and/or contact herbicides for the control of existing vegetation prior to planting, while providing residual control of weeds after planting. When an Extended Split-Shot application of Glory with Dual or Lasso is used, the preplant tank mix combination may be applied 15 to 30 days prior to planting soybeans. Follow directions on the label accompanying the product for Split-Shot applications from 0 to 14 days before planting.

Where a rate range is recommended, the higher rates should be used (a) in fields with a history of severe weed pressure, (b) when the time between early preplant tank mix and preemergence overlay applications approaches the maximum 30 days, (c) when the organic matter content of the soil is at the upper end of the indicated range, (d) when heavy crop residues are present on the soil surface, and/or (e) when the early preplant tank mix application is shallow incorporated (e.g. use 2 to 2 1/2 qt. Lasso in the early preplant tank mix when surface applied and use 2 1/2 to 3 qt. Lasso when the tank mix is to be lightly incorporated).

When weeds exceed 1 to 1 1/2 inches in height or diameter at applica-

tion, use a contact herbicide such as Round-Up® or Gramoxone®. Refer to the Dual or Lasso label and to appropriate sections of this label for additional information on soil preparation, herbicide application, weeds controlled, precautions, restrictions, limitations, and sprayer clean up.

GLORY PLUS SONALAN

Glory plus Sonalan Overlay Application: Glory may be applied as a preemergence overlay application following a preplant incorporated application of Sonalan 3 EC. Consult the Sonalan label for specific directions on use, recommendations, restrictions, and any additional weeds not specified on this label.

Glory plus Sonalan Tank mix Application: Incorporate the tank mixture into the top 1 to 2 inches of soil within 21 days before planting according to label directions for Sonalan.

Apply Glory plus Sonalan preplant incorporated if furrow irrigation is used or when a period of dry weather after application is expected. If soybeans are planted on beds, apply and incorporate the tank mixture after bed formation.

Mixing: Refer to the GENERAL INFORMATION section in the front of this label.

Application: Sonalan should be uniformly applied and thoroughly mixed into the soil within 2 days after application. For specific application information, refer to the APPLICATION under GENERAL INFORMATION section in the front of this label.

SPECIAL PRECAUTIONS (Glory plus Sonalan): For additional precautions, restrictions, limitations, incorporation, and sprayer clean-up information, refer to the appropriate sections of this label and the Sonalan label.

For black nightshade control, refer to the Sonalan label for specific rates and application instructions.

BROADCAST RATES		
SOIL TEXTURE	Glory	Sonalan 3EC
	Lb./Acre	Pt./Acre
Coarse ¹ (Sandy loam, loamy sand)	1/3	1/4 to 2
Medium ² (Loam, silt loam, silt, sandy clay, sandy clay loam)	1/2	1/3/4 to 2 1/2
Fine ³ (Silty clay, silty clay loam ² , clay, clay loam)	2/3	2 1/4 to 3

- Do not use on coarse soils with less than 1% organic matter.
- Silty clay loam soils are transitional soils and may be classified as medium-textured soils in some regions of the U.S.
- For control of lambsquarters, redroot pigweed, wild mustard, and green and yellow foxtails on alkaline (calcareous) soils in Minnesota, Nebraska, South Dakota, and North Dakota only, apply Glory at rates of 1/3 lb./acre on medium soils and 1/3 to 1/2 lb./acre on fine soils regardless of soil organic matter percentage (use 1/2 lb. only where soil pH is less than 7.5 and weed pressure is heavy). The 1/3 lb. rate of Glory in tank mix combination with Sonalan can be applied regardless of soil pH. For control of other weeds not listed on the label, use Glory at full rates recommended in the table above, but note that crop injury may occur on soils having a calcareous surface area or a pH of 7.5 or higher.

GLORY PLUS TREFLAN

Metribuzin 75DF and Treflan Overlay Application: Glory may be applied as a preemergence broadcast or band overlay application following a preplant incorporated treatment of Treflan. Consult the Treflan label for specific directions for use, recommendations, restrictions, and any additional weeds not specified on the label.

Glory plus Treflan Tank mix Application: A single application of a tank mix combination of Glory and Treflan EC will control more broadleaf and grass weeds in soybeans than when either herbicide is used alone.

Prepare the soil surface by deep plowing, offset disking, or tandem disking prior to the application of the herbicide combination. The soil surface should be well prepared and free of clods and trash.

This Glory plus Treflan tank mix combination may be applied and incorporated into the soil up to 10 days before planting.

Mixing: Refer to the GENERAL INFORMATION section in the front of this label.

Application: For specific application information, refer to the GENERAL INFORMATION section in the front of this label.

Apply Glory plus Treflan to the soil surface and incorporate in the same operation if possible. Variable weed control may result from delayed incorporation if Glory plus Treflan are applied to a wet, warm soil surface or if the wind velocity is 10 miles per hour or higher. Use machinery that mixes Glory plus Treflan thoroughly with the soil. Incorporation may be delayed up to 24 hours after application. Shallow incorporation with implements set to cut less than 2 inches deep may result in erratic weed control. Do not use spike or spring-tooth harrows alone for incorporation.

BROADCAST RATES		
SOIL TEXTURE	Glory	Treflan EC
	Lb./Acre	Pt./Acre
Coarse ¹ (Sandy loam, loamy sand)	1/3	1
Medium (Loam, silt loam, silt, sandy clay, sandy clay loam)	1/2	1 1/2
Fine (Silty clay, silty clay loam ² , clay, clay loam) ³	2/3	2

- Do not use on coarse soils with less than 1% organic matter.
- Silty clay loam soils are transitional soils and may be classified as medium-textured soils in some regions of the U.S.
- For control of lambsquarters, redroot pigweed, wild mustard, and green and yellow foxtails on alkaline (calcareous) soils in Minnesota, Nebraska, South Dakota, and North Dakota only, apply Glory at rates of 1/3 lb./acre on medium soils and 1/3 to 1/2 lb./acre on fine soils regardless of soil organic matter percentage (use 1/2 lb. only where soil pH is less than 7.5 and weed pressure is heavy). The 1/3 lb. rate of Glory in tank mix combination with Treflan can be applied regardless of soil pH. For control of other weeds listed on the label, use Glory at full rates recommended in the table above but note that crop injury may occur on soils having a calcareous surface area or a pH of 7.5 or higher.

Incorporation Equipment:

- Set PTO-driven equipment (tillers, cultivators, hoes) to cut 2 to 3 inches deep and space rotors to provide a clean sweep of the soil. PTO equipment should not be operated at a speed greater than 4 miles per hour.

2. Set disk to cut 4 to 6 inches deep and operate twice in different directions at 4 to 6 miles per hour.
3. Set mulch treader and other similar disk-type implements to cut 3 to 4 inches deep and operate twice in different directions at 5 to 8 miles per hour.

For Coarse- and Medium-Textured Soils Only:

4. Set rolling cultivator to cut 2 to 4 inches deep and operate twice at 6 to 8 miles per hour. Set bed conditioner (Do-All) to cut 2 to 4 inches deep and operate at 4 to 6 miles per hour.

SPECIAL PRECAUTIONS (Glory plus Treflan): Seedling disease, cold weather, excessive moisture, high salt concentration, or drought may weaken soybean seedlings and increase possibility of damage from the tank mix. Do not plant soybeans deeper than 2 inches.

In the Central United States, do not plant sorghum or oats for 12 months where the tank mix has been applied unless 20 inches or more of irrigation and/or rainfall (total) was used to produce the crop. If less than 20 inches total water was used to produce the crop during the year, do not plant either crop for 18 months after the tank mix application. Cool, wet weather conditions during the early stage of growth may increase the possibility of injury to sorghum.

Do not rotate any crop not listed on this label for 18 months after tank mix application.

For additional precautions, restrictions, limitations, and sprayer clean-up information, refer to the appropriate section of this label. Do not use this tank mix combination on soils containing charcoal in Arkansas, Louisiana, and Mississippi.

GLORY PLUS DUAL

Glory plus Dual Overlay Application: Apply a preplant incorporated treatment of Dual 8E as directed on that product label for use on soybeans. Follow with a preemergence treatment of Glory as directed on this label for use on soybeans.

GLORY PLUS DUAL TANK MIX APPLICATIONS

Preplant Incorporated Application: Incorporate the tank mixture into the top 2 inches of soil within 14 days before planting using a disk, harrow, rolling cultivator, or similar implement.

Apply Glory plus Dual preplant incorporated if furrow irrigation is used or when a period of dry weather after application is expected. If soybeans are planted on beds, apply and incorporate the tank mixture after bed formation.

Preemergence Application: Dry weather following preemergence application of Glory plus Dual tank mixture may reduce effectiveness. If weeds develop, cultivate uniformly with shallow tillage equipment

such as a rotary hoe that will not damage soybeans.

Mixing Instructions: Refer to the GENERAL INFORMATION section in the front of this label.

BROADCAST RATES Glory Plus DUAL Tank Mix Preemergence Applications		
0.5% TO 3% ORGANIC MATTER		
SOIL TEXTURE	Glory	Dual 8E
	Lb./Acre	Pt./Acre
Coarse ¹ (Loamy sand, sandy loam)	1/3	1 1/4
Medium (Loam, silt loam, silt)	1/2	1 1/2
Fine (Silty clay loam ² , sandy clay loam, silty clay, sandy clay, clay loam, clay)	2/3	2
Mississippi Delta Only (Silty clay, clay)	1	2
Over 3% ORGANIC MATTER		
Coarse ¹ (Loamy sand, sandy loam)	1/2	1 1/2
Medium (Loam, silt loam, silt)	2/3	2
Fine (Silty clay loam ² , sandy clay loam, silty clay, sandy clay, clay loam, clay)	2/3 to 5/6	2 to 2 1/2
Mississippi Delta Only (Silty clay, clay)	1	2 to 2 1/2
¹ Do not use on sand soils. Do not apply Glory and Dual overlay or tank mix preemergence on loamy sand with less than 2% organic matter. ² Silty clay loam soils are transitional soils and may be classified as medium-textured soils in some regions of the U.S.		

BROADCAST RATES Glory Plus DUAL Tank Mix Preplant Incorporated Applications 0.5% to less than 3% ORGANIC MATTER		
SOIL TEXTURE	Glory	Dual 8E
	Lb./Acre	Pt./Acre
Coarse¹ (Loamy sand, sandy loam)	1/3	1 1/4
Medium (Loam, silt loam, silt)	1/2	1 1/2
Fine (Silty clay loam ² , sandy clay loam, silty clay, sandy clay, clay loam, clay)	2/3	2
Mississippi Delta Only (Silty clay, clay)	2/3 to 5/6	2
3% or Greater ORGANIC MATTER		
Coarse¹ (Loamy sand, sandy loam)	1/3	1 1/2
Medium (Loam, silt loam, silt)	1/2	2
Fine (Silty clay loam ² , sandy clay loam, silty clay, sandy clay, clay loam, clay)	2/3	2 to 2 1/2
Mississippi Delta Only (Silty clay, clay)	2/3 to 5/6	2 to 2 1/2

¹ Do not use on sand soils. Do not apply Glory plus Dual tank mix preplant incorporated on sand or loamy sand with less than 2% organic matter or crop injury may occur.

² Silty clay loam soils are transitional soils and may be classified as medium-textured soils in some regions of the U.S.

SPECIAL PRECAUTIONS (Glory and Dual): For additional precautions, restrictions, limitations, and sprayer clean-up information, refer to the appropriate sections of this label and the Dual label.

GLORY PLUS PROWL

Glory plus Prowl Overlay Application: Apply a preplant incorporated treatment of Prowl as directed on that product label for use on soybeans. Follow with a preemergence treatment of Glory as directed on this label for use on soybeans.

Glory plus Prowl Tank mix Application

Preplant Incorporated Application: Prepare the soil by plowing or disking to mix previous crop residues into the soil to a depth of 4 to 6 inches.

For specific application information refer to the GENERAL INFORMATION section in the front of this label.

Incorporate the tank mixture into the top 1 or 2 inches of soil within 7 days after application according to label directions for Prowl. Mechanical incorporation is not required if a rain of one-quarter inch or more occurs within 7 days after application. Soybeans must be

planted no later than 7 days after application of the tank mixture.

Preemergence Application: Except for minimum and no-tillage systems, the seed bed should be firm and free of trash and clods.

For specific application information refer to the GENERAL INFORMATION section in the front of this label. **Do not apply Prowl preemergence north of Interstate 80.** This application must be made after planting and before crop emergence. Do not incorporate.

If cultivation is necessary because of soil crusting, soil compaction, or weed germination before rain or irrigation, use shallow tilling equipment such as a rotary hoe that does not damage soybeans.

Mixing Instructions: Refer to the GENERAL INFORMATION section in the front of this label.

For information on applying Glory plus Prowl Overlay Application: in fluid or dry fertilizer refer to the APPLICATION OF GLORY IN FLUID FERTILIZERS or COMMERCIAL IMPREGNATION and APPLICATION OF GLORY ON DRY BULK FERTILIZER under the GENERAL INFORMATION section in the front of this label.

SOUTHERN STATES AND EASTERN COASTAL PLAINS

For use only in Alabama, Arkansas, Florida, Georgia, Louisiana, Mississippi, North Carolina, Oklahoma, Southeastern Missouri "Bootheel" Region and Coastal Plains of Delaware, Maryland*, New Jersey*, and Virginia*.

*Glory plus Prowl is not recommended for use on soils with less than 2% organic matter in the coastal plain of New Jersey or the Delmarva Peninsula.

BROADCAST RATES Glory Plus Prowl Tank mix Applications		
SOIL TEXTURE	Glory	Prowl
	Lb./Acre	Pt./Acre
Coarse¹ (Sandy loam, loamy sand)	1/3	1 1/2
Medium (Loam, silt loam, silt, sandy clay, sandy clay loam)	1/2	1 1/2
Fine (Silty clay, silty clay loam ² , clay, clay loam)	2/3	1 1/2 to 2

¹ Do not use on sand soils. Do not use on loamy sand or sandy loam containing less than 1% organic matter.

² Silty clay loam soils are transitional soils and may be classified as medium-textured soils in certain regions of the U.S.

Do not use on muck or peat soils.

NORTHEASTERN AND NORTH CENTRAL STATES For use only in Illinois, Indiana, Iowa, Kansas, Kentucky, Michigan, Minnesota, Nebraska, New York, North Dakota, Ohio, Pennsylvania, South Dakota, Wisconsin, and Missouri (except the "Bootheel" Region).		
BROADCAST RATES Glory Plus Prowl Tank mix Applications		
1/2% to 3% ORGANIC MATTER		
SOIL TEXTURE	Glory	Prowl
	Lb./Acre	Pt./Acre
Coarse¹ (Loamy sand, sandy loam)	1/3	1
Medium (Loam, silt loam, sandy clay, sandy clay loam)	1/2	1 1/2 to 2
Fine (Silty clay, silty clay loam ² , clay, clay loam)	1/2 to 2/3	1 1/2 to 2
Over 3% ORGANIC MATTER		
Coarse¹ (Loamy sand, sandy loam)	1/2	1 1/2
Medium (Loam, silt loam, sandy clay, sandy clay loam)	1/2 to 2/3	1 1/2 to 2
Fine (Silty clay, silty clay loam ² , clay, clay loam)	2/3 to 5/6	2 to 2 1/2
¹ Do not use on sand soils. Do not use on loamy sand or sandy loam containing less than 1% organic matter. Where a range of rates is shown for medium and fine soils, use the higher rate if heavy weed infestations are anticipated.		
² Silty clay loam soils are transitional soils and may be classified as medium-textured soils in certain areas of the U.S.		

Do not use on muck or peat soils.

SPECIAL PRECAUTIONS (Glory and Prowl): Soil incorporation deeper than recommended will reduce weed control and can result in crop injury.

For additional precautions, restrictions, limitations, and sprayer clean-up information, refer to the appropriate sections of this label and the Prowl label.

GLORY PLUS LASSO
Glory Plus Lasso Tank Mix Application
PREEMERGENCE

Glory may be used in a tank mix combination with Lasso as a pre-emergence band or broadcast application to soybeans in accordance with the specified soil types and dosages recommended.

For specific information regarding spray equipment, dilution rates,

mixing, directions for use, methods of application, limitations, and restrictions, refer to the appropriate section of this label. Refer to the Lasso label for pertinent recommendations, directions for use, restrictions, and any additional weeds not specified on this label.

Do not use on muck soils.

RECOMMENDED APPLICATIONS Glory Plus Lasso Tank mix Preemergence Application (Broadcast Rates)			
SOIL TEXTURE	Glory	Plus	Lasso
	Lb./Acre	Plus	Gt./Acre
1/2% to 3% Organic Matter			
Coarse¹ (Sandy loam)	1/3	Plus	1 1/2 to 2
Medium² (Loam, silt loam, silt, sandy clay, sandy clay loam)	1/2	Plus	1 1/2 to 2
Fine² (Silty clay, silty clay loam ³ , clay, clay loam)	2/3	Plus	2
Mississippi Delta Only (Silty clay to heavy clay)	1 1/3	Plus	2 to 2 1/2
Greater than 3% Organic Matter			
Coarse¹ (Sandy loam)	1/2	Plus	1 1/2 to 2
Medium² (Loam, silt loam, silt, sandy clay, sandy clay loam)	2/3	Plus	1 1/2 to 2
Fine² (Silty clay, silty clay loam ³ , clay, clay loam)	2/3 to 5/6	Plus	2 to 2 1/2
Mississippi Delta Only (Silty clay to heavy clay)	1 1/3	Plus	2 to 2 1/2
¹ Do not use Glory plus Lasso on sand or loamy sand soils with less than 2% organic matter.			
² For control of lambsquarters, redroot pigweed, wild mustard, green and yellow foxtails on alkaline (calcareous) soils in Minnesota, Nebraska, South Dakota, and North Dakota only, apply Glory at rates of 1/3 lb./acre on medium soils and 1/3 to 1/2 lb./acre on fine soils regardless of soil organic matter percentage (use 1/2 lb. only where soil pH is less than 7.5 and weed pressure is heavy). The 1/3 lb./acre rate of Glory in tank mix combination with Lasso can be applied regardless of soil pH. For control of other weeds use Glory at full rates recommended in the table above, but note that crop injury may occur on soils having a calcareous surface area or a pH of 7.5 or higher.			
³ Silty clay loam soils are transitional soils and may be classified as medium-textured soils in some regions of the U.S.			

PREPLANT INCORPORATED: For specific application information, refer to the GENERAL INFORMATION section in the front of this label.

Apply Glory plus Lasso preplant incorporated if furrow irrigation is used or when a period of dry weather after application is expected. If soybeans are planted on beds, apply and incorporate the tank mixture after bed formation. Apply within 7 days prior to planting and shallowly incorporate into the upper 1 to 2 inches of soil.

Do not use on muck soils.

RECOMMENDED APPLICATIONS Glory Plus Lasso Tank mix Preplant Incorporated Applications (Broadcast Rates)		
SOIL TEXTURE	Glory	Lasso
	Lb./Acre	Qt./Acre
Coarse¹ (Loamy sand [over 2% organic matter], sandy loam)	1/3	2 to 2 1/2
Medium (Loam, silt loam, silt)	1/2	2 1/2 to 3
Fine (Silty clay loam ² , sandy clay loam, silty clay, sandy clay, clay loam, clay)	2/3	2 1/2 to 3
Mississippi Delta Only (Silty clay, clay)	2/3 to 5/6	2 1/2 to 3

¹ Do not use Glory plus Lasso on sand or loamy sand soils with less than 2% organic matter.

² Silty clay loam soils are transitional soils and may be classified as medium-textured soils in some regions of the U.S.

SPECIAL PRECAUTIONS (Glory Plus Lasso): For additional precautions, restrictions, limitations, and sprayer clean-up information, refer to the appropriate sections of this label and the Lasso label.

GLORY PLUS COMMAND®

Glory may be applied in combination with Command 4EC as a preplant or shallow incorporated application for the control of certain weeds in soybeans. Consult the Command 4EC label for specific directions on use, recommendations, restrictions, and any additional weeds not specified on this label.

Mixing: Refer to the GENERAL INFORMATION section in the front of this label.

Application: Glory plus Command 4EC may only be applied with ground equipment as a preplant or shallow incorporated application. Glory plus Command 4EC should be immediately incorporated into the top 1 to 3 inches after application unless surface is dry. On dry soils, incorporate into the top 1 to 3 inches within 3 hours of tank

mix application.

Do not apply this tank mix within 1000 feet of towns and subdivisions, commercial vegetable, fruit, nurseries, or greenhouse operations. A minimum of 15 gallons spray volume per acre is recommended with appropriate nozzle types and sizes to produce a coarse spray droplet. The use of an approved agricultural drift reducing additive is recommended for application volumes of 15 to 40 gallons per acre. The use of an approved agricultural drift reducing additive is required at spray volumes of 10 to 15 gallons per acre.

NOTE: Off-site movement of Command spray drift or vapors can cause foliar whitening or yellowing of some vegetation. Prior to application of Command, read and strictly follow all precautions and application instructions as set forth in that label.

For additional information on application, refer to the GENERAL INFORMATION section in the front of this label and the Command label.

WEEDS CONTROLLED

Annual Broadleaves:

Bristly Starbur	Prickly Sida/Teaweed
Carpetweed	Purslane
Copperleaf	Common Ragweed
Florida Beggarweed	Redweed
Florida Pusley	Sesbania
Galinsoga	Smartweeds
Jimsonweed	Spurred Anoda
Knotweed	Velvetleaf
Lambsquarters	Venice Mallow
Pigweeds	Wild Mustard

Annual Grasses:

Barryardgrass*	Goosegrass
Bluegrass	Johnsongrass (seeding)*
Broadleaf Signalgrass	Fall Panicum*
Crabgrass*	Texas Panicum
Foxtails (Green, Giant, Yellow*, Robust Purple)	Witchgrass

* Use 2 pt./Acre Command 4EC on coarse- and medium-textured soils with high populations of these weeds.

RECOMMENDED APPLICATIONS Glory Plus Command 4EC Tank mix Preplant Incorporated Application (Broadcast Rates)		
SOIL TEXTURE	Glory	Command 4EC
	Lb./Acre	Pt./Acre
0.5% to 3% Organic Matter		
Coarse² (Sandy loam, loamy sand)	1/3	1 1/2 to 2
Medium (Loam, silt loam, silt, sandy clay, sandy clay loam)	1/3 to 1/2	1 1/2 to 2
Fine (Silty clay, silty clay loam ² , clay, clay loam)	1/3 to 1/2	1 1/2 to 2
Over 3% Organic Matter		
Coarse² (Sandy loam, loamy sand)	1/3	1 1/2 to 2
Medium (Loam, silt loam, silt, sandy clay, sandy clay loam)	1/3 to 1/2	1 1/2 to 2
Fine (Silty clay, silty clay loam ² , clay, clay loam)	1/2 to 2/3	1 1/2 to 2

¹ Crop injury may occur on soils having a calcareous surface area or a pH of 7.1 or higher.
² Do not use on coarse soils with less than 1% organic matter.
³ Silty clay loam soils are transitional soils and may be classified as medium-textured soils in some regions of the U.S.

SPECIAL PRECAUTIONS (Glory plus Command): Do not rotate to wheat, oats, barley, rye, alfalfa, or seed corn in the fall of the year of application or in the spring of the following year as crop injury may occur.

Do not apply when weather conditions favor drift. Do not use treated vines for feed or forage.

Observe all cautions and limitations on labeling of all products used in mixtures.

Do not apply aerially or through irrigation equipment.

GLORY PLUS COMMENCE[®]

Glory Plus Commence Tank Mix Early Preplant Incorporated Application: Glory in a tank mix with Commence 5.25 EC may be applied broadcast preplant incorporated up to 30 days before planting soybeans for the control of certain broadleaf weeds and grasses. Refer to the Commence herbicide label for additional directions for use, weeds controlled, recommendations, restrictions, and limitations not specified on this label.

Mixing: Refer to the GENERAL INFORMATION section on this label.

Application: For information on applying Glory, refer to the GENERAL INFORMATION section on this label.

RECOMMENDED APPLICATIONS Glory Plus Commence 5.25 EC Tank mix Early Preplant Incorporated Application*		
SOIL TEXTURE	Glory	Commence 5.25 EC
	Lb./Acre	Pt./Acre
1/2% to 3% Organic Matter		
Coarse*	1/2	1 1/3 to 2
Medium	2/3	2 to 2 1/4
Fine	2/3	2 2/3
Over 3% Organic Matter		
Coarse*	1/2	1 1/3 to 2
Medium	2/3	2 to 2 1/4
Fine	1	2 2/3

¹ For use on soils with a pH of 7.5 or lower.
² Do not use on coarse soils with less than 1% organic matter.

Restrictions and Limitations: Do not apply aerially or through irrigation equipment.

Do not apply when weather conditions favor drift. Do not allow sprays to drift onto adjacent desirable plants. Do not use treated vines for feed or forage.

Do not rotate to wheat, barley, alfalfa, or seed corn in the fall of the year of application or in the spring of the following year as crop injury may occur.

Do not rotate to any crop not listed on this label for 18 months following application of Glory.

Glory plus Commence Tank Mix Preplant Incorporated: Glory may be tank mixed with Commence 5.25 EC for preplant incorporated application to control certain weeds in soybeans. Refer to the GENERAL INFORMATION section of this label for information on mixing, application, restrictions, special precautions, and weeds controlled by Glory. See appropriate sections of the Commence 5.25 EC herbicide label for additional precautionary statements, directions for use, recommendations, and additional weeds controlled.

RECOMMENDED APPLICATIONS Glory Plus Commence Tank Mix Preplant Incorporated Application (Broadcast Rates)		
SOIL TEXTURE	Glory	Commence 5.25 EC
	Lb./Acre	Pt./Acre
0.5% to 3% Organic Matter		
Coarse ¹ (Sandy loam, loamy sand)	1/3	1 1/3 to 2
Medium (Loam, silt loam, silt, sandy clay, sandy clay loam)	1/3 to 1/2	2 to 2 1/4
Fine (Silty clay, silty clay loam ² , clay, clay loam)	1/3 to 1/2	2 2/3
Over 3% Organic Matter		
Coarse ¹ (Sandy loam, loamy sand)	1/3	1 1/3 to 2
Medium (Loam, silt loam, silt, sandy clay, sandy clay loam)	1/3 to 1/2	2 to 2 1/4
Fine (Silty clay, silty clay loam ² , clay, clay loam)	1/2 to 2/3	2 2/3

¹ Crop injury may occur on soils having a calcareous surface area of a pH of 7.1 or higher.
² Do not use on coarse soils with less than 1% organic matter.
³ Silty clay loam soils are transitional soils and may be classified as medium-textured soils in some regions of the U.S.

SPECIAL PRECAUTIONS (Glory plus Commence): Do not rotate to wheat, barley, alfalfa, or seed corn in the fall of the year of application or in the spring of the following year as crop injury may occur.

Do not rotate to any crop not listed on this label for 18 months following application of Glory.

Do not apply when weather conditions favor drift. Do not use treated vines for feed or forage.

Do not apply aerially or through irrigation equipment.

Do not allow sprays to drift onto adjacent desirable plants.

GLORY PLUS FREEDOM[®]

Glory may be tank mixed with Freedom 3 EC for preplant incorporated application to control certain weeds in soybeans. Refer to the GENERAL INFORMATION section of this label for information on mixing, application, restrictions, special precautions, and weeds controlled by Glory. See appropriate sections of the Freedom 3 EC herbicide label for additional precautionary statements, directions for use, recommendations, and additional weeds controlled.

RECOMMENDED APPLICATIONS Glory Plus Freedom Tank Mix Preplant Incorporated Application (Broadcast Rates)			
SOIL TEXTURE	Glory	Plus	Freedom 3 EC
	Lb./Acre	Plus	Qt./Acre
1/2% to 3% Organic Matter			
Coarse ¹ (Sandy loam)	1/3	Plus	2 3/4 to 3 1/2
Medium ² (Loam, silt loam, silt, sandy clay, sandy clay loam)	1/2	Plus	2 3/4 to 3 1/2
Fine ² (Silty clay, silty clay loam ³ , clay, clay loam)	2/3	Plus	3 1/2 to 4
Mississippi Delta Only (Silty clay to heavy clay)	1 1/3	Plus	3 1/2 to 4 1/2
Greater than 3% Organic Matter			
Coarse ¹ (Sandy loam)	1/2	Plus	3 to 3 1/2
Medium ² (Loam, silt loam, silt, sandy clay, sandy clay loam)	2/3	Plus	3 1/2 to 4
Fine ² (Silty clay, silty clay loam ³ , clay, clay loam)	2/3 to 5/6	Plus	3 1/2 to 4 1/2
Mississippi Delta Only (Silty clay to heavy clay)	1 1/3	Plus	3 1/2 to 4 1/2

¹ Do not use Glory plus Freedom on sand or loamy sand soils with less than 2% organic matter.
² For control of lambsquarters, redroot pigweed, wild mustard, green and yellow foxtails on alkaline (calcareous) soils in Minnesota, Nebraska, South Dakota, and North Dakota only, apply Glory at rates of 1/3 lb./acre on medium soils and 1/3 to 1/2 lb./acre on fine soils regardless of soil organic matter percentage (use 1/2 lb. only where soil pH is less than 7.5 and weed pressure is heavy). The 1/3 lb./acre rate of Glory in tank mix combination with Freedom can be applied regardless of soil pH. For control of other weeds use Glory at full rates recommended in the table above, but note that crop injury may occur on soils having a calcareous surface area or a pH of 7.5 or higher.
³ Silty clay loam soils are transitional soils and may be classified as medium - textured soils in some regions of the U.S.

Do not use on muck soils.

Do not allow sprays to drift onto adjacent desirable plants.

GLORY PLUS CANOPY[®] PLUS A GRASS HERBICIDE

A tank mix combination of Glory plus Canopy 75 DF plus a registered and recommended grass herbicide (Dual, Lasso, Prowl, Sonalan, or Treflan) is recommended for control of the following weeds in soybeans:

WEEDS CONTROLLED

Annual Broadleaves:

Bristly Starbur	Prickly Sida/Teaweed
Carpetweed	Purslane
Cocklebur	Ragweed, Common
Copperleaf, Hophornbeam	Redweed
Florida Beggarweed	Russian Thistle
Florida Pusley	Sesbania
Galinsoga	Shepherdspurge
Jimsonweed	Smartweed
Knotweed	Spurred Anoda
Kochia	Velvetleaf
Lambsquarters	Venice Mallow
Pigweed	Wild Mustard

Annual Grasses:

Barnyardgrass	Johnsongrass (seedling)
Bluegrass	Junglerice
Broadleaf Signalgrass	Panicum, Fall
Browntop Millet	Panicum, Texas
Crabgrass	Sandbur
Crowfootgrass	Sprangletop
Foxtails	Stinkgrass
Goosegrass	

Tank mix combinations which include Dual, Lasso, or Prowl can be applied broadcast or preplant incorporated broadcast. When Sonalan or Treflan are used in the tank mix, apply preplant incorporated broadcast. Refer to the table below for recommended rates of each product to be used in tank mix combinations:

RECOMMENDED APPLICATIONS Glory Plus Canopy 75 DF Plus a Grass Herbicide (Broadcast Rates)			
PRODUCT	SOIL TEXTURE ¹		
	Coarse ²	Medium	Fine
Glory (lb./acre)	1/3	1/3 to 1/2 ³	1/2 to 2/3 ³
Canopy DF (oz./acre)	3	3	3 to 4
Treflan (pt./acre)	1	1 1/2	2
Dual (pt./acre)	1 1/4 to 1 1/2	1 1/2 to 2	2 to 2 1/2
Prowl (pt./acre)	1 1/2	1 1/2 to 2	1 1/2 to 2 1/2
Lasso (qt./acre)	2 to 2 1/2	2 1/2 to 3	2 1/2 to 3
Sonalan (pt./acre)	1 1/4 to 2	1 1/4 to 2 1/2	2 1/4 to 3

¹ Do not use on soils with a pH greater than 7.0.
² Refer to SOIL TEXTURE paragraph on this label for specific soil classification.
³ Use the lower rate of Glory in preplant incorporated tank mix as in those situations where soils within a field vary extremely in texture or organic matter content.

IMPORTANT: If weeds escape in fields treated with these tank mix combinations, postemergence application of a registered and recommended herbicide will be needed for control.

SPECIAL PRECAUTIONS: For additional precautions, restrictions, limitations, and sprayer clean-up information, refer to the appropriate sections of the labels for Glory and Canopy 75 DF.

Do not use treated vines for feed or forage.

Refer to the GENERAL INFORMATION section of this label for mixing and application directions.

GLORY PLUS COMMAND PLUS A GRASS HERBICIDE

Glory may be applied with Command 4EC and a grass herbicide (Treflan, Lasso, Dual, Prowl, or Sonalan) for the control of certain broadleaf weeds and grasses in soybeans. This combination will provide improved control of heavy infestations of velvetleaf, jimsonweed, and common ragweed. Glory and Command 4EC plus a grass herbicide may be applied preplant incorporated broadcast. Consult the Command, Treflan, Lasso, Dual, Prowl, or Sonalan labels for specific directions for use, recommendations, restrictions, and additional weeds controlled not specified on this label.

Mixing: Refer to the GENERAL INFORMATION section in the front of this label.

Application: For specific application information, refer to the GENERAL INFORMATION section in the front of this label.

WEEDS CONTROLLED

Annual Broadleaves:

Bristly Starbur	Purslane
Carpetweed	Ragweed, Common
Copperleaf, Hophornbeam	Redweed
Florida Beggarweed	Russian Thistle
Florida Pusley	Sesbania
Galinsoga	Shepherdspurge
Jimsonweed	Sicklepod
Knotweed	Smartweeds
Kochia	Spotted spurge
Lambsquarters	Spurred Anoda
Pigweeds	Velvetleaf
Prickly Sida/Teaweed	Venice Mallow
	Wild Mustard

Annual Grasses:

Barnyardgrass	Foxtails
Bluegrass	Goosegrass
Broadleaf Signalgrass	Johnsongrass (seedling)
Browntop Millet	Panicum, Fall
Crabgrass	Witchgrass
Crowfootgrass	

Glory and Command plus Treflan, Lasso, Dual, Prowl, or Sonalan will provide suppression (reduce the competition) of cocklebur and sunflower.

WEEDS CONTROLLED

RECOMMENDED APPLICATIONS Glory Plus Command Plus a Grass Herbicide (Broadcast Rates)			
PRODUCT	SOIL TEXTURE ¹		
	Coarse	Medium	Fine
Glory (lb./acre)	1/3	1/3 to 1/2 ²	1/2 to 2/3 ²
Command 4EC ³ (pt./acre)	1/2 to 3/4	1/2 to 3/4	1/2 to 3/4
Treflan (pt./acre)	1	1 1/2	2
Dual (pt./acre)	1 1/4 to 1 1/2	1 1/2 to 2	2 to 2 1/2
Prowl (pt./acre)	1 1/2	1 1/2 to 2	1 1/2 to 2 1/2
Lasso (qt./acre)	2 to 2 1/2	2 1/2 to 3	2 1/2 to 3
Sonalan (pt./acre)	1 1/4 to 2	1 3/4 to 2 1/2	2 1/4 to 3

¹ Refer to SOIL TEXTURE paragraph on this label for specific soil classification. On coarse-textured soils with a calcareous surface area or a pH of 7.5 or higher, do not use on loamy sand or sandy loam soils with less than 1% organic matter.

² The higher rate of Glory is recommended for the control of sicklepod and hemp sesbania. Use the lower rate of Glory in the preplant incorporated tank mix on soils having a calcareous surface area or a pH of 7.5 or higher, and in those situations where soils within a field vary extremely in texture or organic matter content.

³ Higher rate is recommended under moderate to heavy weed infestations.

GLORY PLUS SCEPTER PLUS A GRASS HERBICIDE

Glory may be applied with Scepter herbicide and a grass herbicide (Treflan, Lasso, Dual, Prowl, or Sonalan) for the control of certain broadleaf weeds and grasses in soybeans. Glory and Scepter plus Treflan or Sonalan may be applied preplant incorporated broadcast. Glory and Scepter plus Lasso, Dual, or Prowl may be applied preplant incorporated, preemergence broadcast, or in a band application.

Consult the Scepter, Treflan, Lasso, Dual, Prowl, or Sonalan labels for specific directions for use, recommendations, restrictions, and additional weeds controlled not specified on this label.

Mixing: Refer to the GENERAL INFORMATION section in the front of this label.

Application: For specific application information, refer to the GENERAL INFORMATION section in the front of this label.

Weeds Controlled: Glory plus Scepter plus Treflan, Lasso, Dual, Prowl, or Sonalan will control the following broadleaf weeds and grasses:

Annual Broadleaves:

Bristly Starbur	Prickly Sida/Teaweed
Buffalobur	Purslane
Carpetweed	Ragweed, Common
Cocklebur	Redweed
Coffee Senna	Russian Thistle
Copperleaf, Hophornbeam	Sesbania
Florida Beggarweed	Shepherdspurse
Florida Pusley	Sicklepod
Galinsoga	Smartweeds
Jimsonweed	Spotted Spurge
Knotweed	Spurred Anoda
Kochia	Sunflower
Lambsquarters	Velvetleaf
Morningglory, pitted	Venice Mallow
Morningglory, smallflower	Wild Mustard
Pigweeds	

Annual Grasses:

Barnyardgrass	Foxtails
Bluegrass	Goosegrass
Broadleaf Signalgrass	Johnsongrass (seedling)
Browntop Millet	Panicum, Fall
Crabgrass	Witchgrass
Crowfootgrass	

Glory and Scepter plus Treflan, Lasso, Dual, Prowl, or Sonalan will suppress (reduce the competition) of ivyleaf and tall morningglory and red rice.

Glory Plus Scepter Plus a Grass Herbicide (Broadcast Rates)			
PRODUCT	SOIL TEXTURE ¹		
	Coarse	Medium	Fine
Glory (lb./acre)	1/3	1/3 to 1/2 ²	1/2 to 2/3 ²
Scepter (1.5 lb./gal liquid ³ pt./acre)	1/3 to 1/2	1/3 to 1/2	1/3 to 1/2
-or- Scepter 70 DG ³ (oz./acre)	1.4 to 2.1	1.4 to 2.1	1.4 to 2.1
Treflan (pt./acre)	1	1 1/2	2
Dual (pt./acre)	1 1/4 to 1 1/2	1 1/2 to 2	2 to 2 1/2
Prowl (pt./acre)	1 1/2	1 1/2 to 2	1 1/2 to 2 1/2
Lasso (qt./acre)	2 to 2 1/2	2 1/2 to 3	2 1/2 to 3
Sonalan (pt./acre)	1 1/4 to 2	1 3/4 to 2 1/2	2 1/4 to 3

¹ Refer to SOIL TEXTURE paragraph on this label for specific soil classification. On coarse-textured soils with a calcareous surface area or a pH of 7.5 or higher, do not use on loamy sand or sandy loam soils with less than 1% organic matter.

² The higher rate of Glory is recommended for preemergence tank mix application and for the control of sicklepod and hemp sesbania. Use the lower rate of Glory in the preplant incorporated tank mix on soils having a calcareous surface area or a pH of 7.5 or higher and in those situations where soils within a field vary extremely in texture or organic matter content.

³ Higher rate is recommended under moderate to heavy weed infestations.

GLORY PLUS PURSUIT® AND A GRASS HERBICIDE

Glory may be tank mixed with Pursuit herbicide and a registered and recommended grass herbicide (Dual, Lasso, Prowl, Sonalan, or Treflan) for control of certain broadleaf and grass weeds in soybeans. Refer to the product labels for Pursuit, Dual, Lasso, Prowl, Sonalan, or Treflan for additional directions for use, recommendations, restrictions, and limitations not included on this label.

Tank mix combinations of Glory, Pursuit and Dual, Lasso or Prowl can be applied broadcast preemergence or preplant incorporated. When the grass herbicide used is Sonalan or Treflan, apply the tank mix broadcast preplant incorporated.

Mixing and Application: Refer to the GENERAL INFORMATION section of this label for directions on mixing and application of Glory.

RECOMMENDED APPLICATIONS Glory Plus Pursuit and a Grass Herbicide*		
SOIL TEXTURE	Glory Lb./Acre	Pursuit Oz./Acre
Coarse	1/3	4
Medium	2/5 to 1/2	4
Fine	1/2 to 2/3	4

* For control of grass weeds include Dual, Lasso, Prowl, Sonalan, or Treflan at label rates in the tank mix with Glory and Pursuit herbicides.

Restrictions and Limitations: Do not apply this tank mix with aerial or irrigation equipment. Do not apply when weather conditions favor drift or allow sprays to drift onto adjacent desirable plants. Do not use treated vines for feed or forage. Refer to appropriate sections of the Pursuit herbicide label for restrictions on use area and rotational crops.

Observe all cautions and limitations on the labeling of all products used in mixtures.

GLORY PLUS PURSUIT PLUS HERBICIDE

Glory may be tank mixed with Pursuit Plus herbicide for broadcast preemergence or preplant incorporated application to soybeans for control of certain broadleaf and grass weeds. Refer to the Pursuit Plus herbicide label for additional directions for use, recommendations, restrictions, and limitations not included on this label.

Mixing and Application: Refer to the GENERAL INFORMATION section of this label for directions on mixing and application of Glory.

RECOMMENDED APPLICATIONS Glory Plus Pursuit Plus Herbicide		
SOIL TEXTURE	Glory Lb./Acre	Pursuit Oz./Acre
Coarse	1/3	2 1/2
Medium	2/5 to 1/2	2 1/2
Fine	1/2 to 2/3	2 1/2

Restrictions and Limitations: Do not apply this tank mix with aerial or irrigation equipment. Do not apply when weather conditions favor drift or allow sprays to drift onto desirable plants. Do not use treated vines for feed or forage.

Refer to appropriate sections of the Pursuit Plus herbicide label for restrictions on use area and rotational crops.

GLORY PLUS LINURON PLUS LASSO or DUAL

Glory plus Linuron plus Lasso or Dual Tank Mix Application: Glory may be applied in combination with Linuron 50 DF or 4L and Lasso 4 or Dual 8 EC as a preemergence application for the control of certain weeds in soybeans. Consult the linuron, Lasso, or Dual labels for specific directions for use, recommendations, restrictions, and any additional weeds not specified on this label.

Mixing: Refer to the GENERAL INFORMATION section in the front of this label.

Application: Applications can be made only with ground spray equipment in accordance with specified soil types and dosage rates. For specific application information, refer to the GENERAL INFORMATION section in the front of this label.

Glory Plus Linuron Plus Lasso or Dual Broadcast Rates (0.5 to 3% Organic Matter Only)			
PRODUCT	SOIL TEXTURE		
	Coarse ¹ (Sandy, loamy sand, sandy loam)	Medium (Loam, silt loam, silt, sandy clay, sandy clay loam)	Fine (Silty clay, silty clay loam ² , clay, clay loam)
Glory (lb./acre)	1/6 to 1/4	1/4 to 1/3	1/3 to 1/2
Linuron 50 DF (lb./acre) -or- Linuron 4L (pt./acre)	1/3 to 1/2	1/2 to 3/4	3/4 to 1 1/2
Lasso 4 (qt./acre) -or- Dual 8 EC (pt./acre)	3/4 to 1	1 to 1 1/2	1 1/4 to 2
	1 to 1 1/4	1 1/4 to 1 1/2	1 1/2 to 2

¹ Do not use Glory plus linuron plus Lasso or Dual on sand soils with less than 1% organic matter.

² Silty clay loam soils are transitional soils and may be classified as medium-textured soils in some regions of the U.S.

SPECIAL PRECAUTIONS (Glory plus linuron plus Lasso or Dual): For additional precautions, restrictions, limitations, and sprayer clean-up information, refer to the appropriate sections of this label and the linuron label and the Lasso or Dual labels.

FOR USE IN COARSE (LIGHT) SOILS in Alabama, Arkansas, Florida, Georgia, Louisiana, Mississippi, Missouri, North Carolina, Oklahoma, South Carolina, Tennessee, Texas, and Virginia.

Glory herbicide is recommended alone or in combination with Treflan, Lasso, or Dual for use in coarse-textured, low organic matter soils in

the states listed above for the control of certain weeds in soybeans. Refer to the appropriate sections of this label and the Treflan, Lasso, or Dual label for specific directions for use, recommendations, restrictions, and any additional weeds not specified on this label.

Mixing: Refer to the GENERAL INFORMATION section in the front of this label.

Application: For specific application information, refer to the GENERAL INFORMATION section in the front of this label.

Glory (Alone) Preemergence Application (Broadcast Rates)		
SOIL TEXTURE	ORGANIC MATTER	Glory lb./acre
Coarse (Light) Soils- Sand ¹ , Loamy Sand, Sandy Loam	0.5% or Above	1/3 to 1/2 ²

¹ Not recommended for use on sand with less than 1% organic matter.

² Use the higher rate under heavy weed pressures and/or on soils higher in organic matter.

Glory in Combination with Other Herbicides: Glory is recommended in a tank mix combination with Treflan as a preplant incorporated application or as a preemergence overlay application following a preplant incorporated application of Treflan. Glory is also recommended for use as a preemergence application in combination with Lasso or Dual.

FOR USE IN COARSE (Light) SOILS 0.5% or Above Organic Matter (Broadcast Rates)			
Soil Texture	Combination Product/Acre	Plus	Glory Lb./Acre
Coarse (Light) Soils- Sand ¹ , Loamy sand, Sandy loam	Preplant Incorporated Treflan 4EC 1 pt.	Plus	1/3 to 1/2 ²
	Preemergence Lasso 4E 1 1/2 to 2 qt. Dual 8E 1 1/4 to 1 1/2 pt.	Plus	1/3 to 1/2 ²

¹ Not recommended for use on sand with less than 1% organic matter.

² Use the higher rate under heavy weed pressures and/or on soils higher in organic matter.

SPECIAL PRECAUTIONS: Do not use on sand soils with less than 1% organic matter or on sandy loam or loamy sand soils with less than 0.5% organic matter.

For additional precautions, restrictions, limitations, and sprayer

clean-up information, refer to the appropriate sections of this label and the Treflan, Lasso, Dual, Surflan, or Amiben labels.

BURNDOWN WEED CONTROL-Field Corn and Soybeans

Glory can be used as part of an herbicide program for burndown of existing vegetation prior to crop emergence in conservation tillage systems. Glory may be tank mixed with 2,4-D low volatile ester (LVE), Gramoxone Extra, or Roundup/Roundup Ultra/Touchdown for control of emerged weeds prior to field corn or soybean emergence. Glory tank mixes with 2,4-DB, Fusion, Poast Plus, or Select may also be used in soybeans for control of emerged weeds prior to crop emergence. Glory burndown tank mixes can be applied before planting or prior to crop emergence in the following areas:

Field Corn: Illinois, Indiana, Iowa, Kansas, Kentucky, Michigan, Minnesota, Missouri, Nebraska, Ohio, South Dakota, and Wisconsin.

Soybeans: All areas for all products except Fusion tank mixes-see Fusion section of this label for recommended states.

Application: Glory may be applied up to 30 days prior to planting or preemergence. Apply only by ground equipment when Glory is used for burndown of existing vegetation in conservation tillage systems. Glory and tank mix partner burndown rates are listed in the following three tables.

GLORY BURNDOWN RATES Field Corn and Soybeans		
Crops	Application Timing	Glory Rate (oz./A)
Field Corn: Iowa, Kansas, Missouri, Nebraska, South Dakota	Preplant (0 to 30 days)	2 to 5 1/3
	Preemergence	
Field corn: Illinois, Indiana, Kentucky, Michigan, Minnesota, Ohio, Wisconsin	Preplant (10 to 30 days)	2 to 5 1/3
	Preplant (0 to 9 days)	
	Preemergence	
Soybeans	Preplant (0 to 30 days)	2 to 5 1/3
	Preemergence	

SPECIAL PRECAUTIONS: Do not apply these treatments after crop emergence. Observe all precautions and limitations on the labeling of all products used in tank mixtures. Refer to the GENERAL INFORMATION section of this label for additional information, precautions, and limitations.

Field Corn:

- Do not apply on coarse-textured soils with less than 1.5% organic matter.
- Do not apply more than 4 oz. of Glory per acre on soils with less than 2% organic matter.
- Do not apply on soils having pH 7.0 or greater.
- Do not apply more than 5 1/3 oz. Glory (0.25 pound active ingredi-

ent) per acre per growing season.

- Corn seed should be planted a minimum of 1 1/2 inches deep.
- Glory may only be used in hybrid seed corn production fields if both inbred parents are known to be tolerant to Glory.

Soybeans:

- Apply only 2,4-D low volatile ester formulations which are registered and recommended for preplant or burndown use in soybeans.
- Do not apply tank mixture containing 2,4-D LVE if wind is blowing toward desired susceptible plants (i.e. cotton, tobacco, tomato, etc.) or when wind speeds exceed 6 miles per hour.

Feeding Restrictions: Corn treated with Glory may be harvested for silage or grain 60 days after treatment. Soybean vines or hay treated with Glory may be grazed or fed to livestock 40 days after application. Do not feed hay, forage, fodder, or graze 2,4-D-, Select-, or Fusion-treated vegetation. Follow the most restrictive preharvest interval of all products used in a tank mixture.

GLORY PLUS TANK MIX PARTNER BURNDOWN RATES-Field Corn or Soybeans		
Product	Rate	Directions and Remarks
Glory + 2,4-D LVE	2 to 5 1/3 oz./A* + 1/4 to 1 lb. ai/A	In soybeans, apply at least 7 days preplant when using 2,4-D LVE at 1/4 to 1/2 lb. ai/A and at least 30 days preplant with rates greater than 1/2 lb. ai/A. Include crop oil concentrate (COC) at the rate of 1 gal./100 gal of spray solution (1% v/v). In corn, apply at least 7 days preplant or at least 3 days after planting but before corn emergence.
Glory + Gramoxone Extra	2 to 5 1/3 oz./A* + 24 to 48 fl. oz./A	Must be applied prior to crop emergence. Use 24 to 32 fluid ounces of Gramoxone Extra for weeds less than 4 inches in height and 32 to 48 fluid ounces when weeds are 4 to 6 inches in height. Apply in 20 to 60 gallons of water per acre. Include either nonionic surfactant at 1 quart per 100 gallons (0.25% v/v) or crop oil concentrate at 1 gallon per 100 gallons (1% v/v) of spray solution.

GLORY PLUS TANK MIX PARTNER BURNDOWN RATES- Field Corn or Soybeans		
Product	Rate	Directions and Remarks
Glory + Gramoxone Extra + 2,4-D LVE	2 to 5 1/3 oz./A* + 24 to 48 fl. oz./A + 1/4 to 1 lb. ai/A	For this tank mix follow the Directions and Remarks section above for Glory + 2,4-D LVE and Glory + Gramoxone Extra, paying special attention to crop planting restrictions with 2,4-D LVE. Include either nonionic surfactant or crop oil concentrate in this tank mix.
Glory + Roundup/ Roundup Ultra or Touchdown	2 to 5 1/3 oz./A* + 12 to 24 fl. oz./A or 8 to 16 fl. oz./A	Must be applied prior to crop emergence. Use the higher rates as weeds approach the maximum weed heights listed in the WEEDS CONTROLLED section below. Apply in 10 to 20 gallons of water per acre. With Roundup and Touchdown, include nonionic surfactant at 2 quarts per 100 gallons (0.5% v/v) and ammonium sulfate (spray grade) at 17 pounds per 100 gallons of spray solution. With Roundup Ultra, include ammonium sulfate (spray grade) at 17 pounds per 100 gallons of spray solution. Any glyphosate formulation registered and labeled for use in field corn or soybeans may be tank mixed with Glory.
Glory + Roundup/ Roundup Ultra/ Touchdown + 2,4-D LVE	2 to 5 1/3 oz./A* + 12 to 24 fl. oz./A or 8 to 16 fl. oz./A + 1/4 to 1 lb. ai/A	For this tank mix follow the Directions and Remarks section above for Glory + 2,4-D LVE and Glory + Roundup/ Roundup Ultra/Touchdown, paying special attention to planting restrictions with 2,4-D LVE. Use the adjunct recommendations under the Glory + Roundup/ Roundup Ultra/ Touchdown tank mix. Do not use crop oil concentrate.
* If applied to field corn grown in Illinois, Indiana, Kentucky, Michigan, Minnesota, Ohio, and Wisconsin, refer to Table 1 for correct Glory rate based on application timing.		

GLORY PLUS TANK MIX PARTNER BURNDOWN RATES- Soybeans Only		
Product	Rate	Directions and Remarks
Glory + 2,4-D LVE	2 to 5 1/3 oz./A* + 1/8 to 7/32 lb. ai/A	Apply preplant or before soybean emergence. Include nonionic surfactant at 2 quarts per 100 gallons (0.5% v/v) of spray solution.
Glory + Fusion + 2,4-D LVE	2 to 5 1/3 oz./A* + 4 to 8 fl. oz./A + 1/4 to 1 lb. ai/A	For use only in Delaware, Illinois, Indiana, Iowa, Kansas, Kentucky, Maryland, Michigan, Minnesota, Missouri, Nebraska, North Dakota, Ohio, Pennsylvania, South Dakota, Virginia, West Virginia, and Wisconsin. For this tank mix, follow the planting restrictions under the Directions and Remarks section above for Glory + 2,4-D LVE. Fusion rates of 4, 6 and 8 fl. ounces will control certain grasses up to 2, 4 and 6 inches in height, respectively. Include either crop oil concentrate at 1 gallon per 100 gallons (1.0% v/v) or nonionic surfactant at 1 to 2 quarts per 100 gallons (0.25 to 0.5% v/v) of spray solution. Refer to the Fusion label for additional information.
Glory + Poast Plus + 2,4-D LVE	2 to 5 1/3 oz./A* + 8 to 16 fl. oz./A + 1/4 to 1 lb. ai/A	For this tank mix follow the planting restrictions under the Directions and Remarks section above for Glory + 2,4-D LVE. The 8 and 12 fl. oz. rate of Poast Plus will control certain grasses up to 2 and 3 inches in height, respectively. Include either crop oil concentrate at the rate of 1 gallon per 100 gallons of spray solution (1% v/v) or Dash HC at 1 pint per acre. Refer to the Poast Plus label for additional information.

GLORY PLUS TANK MIX PARTNER BURNDOWN RATES- Soybeans Only		
Product	Rate	Directions and Remarks
Glory + Select + 2,4-D LVE	2 to 5 1/3 oz./A* + 3 to 4 fl. oz./A + 1/4 to 1 lb. ai/A	For this tank mix follow the planting restrictions under the Directions and Remarks section above for Glory + 2,4-D LVE. The 3 and 4 fluid ounce rates of Glory will control certain grasses up to 3 and 4 inches in height, respectively. Include crop oil concentrate at the rate of 1 quart per acre and 28% UAN (urea ammonium nitrate) at a rate of 1 to 2 quarts per acre. Refer to the Select label for additional information.

Weeds controlled: Glory in tank mixtures with the above herbicides will provide burndown control of the weeds listed below.

WEEDS CONTROLLED BY BURNDOWN RATES OF GLORY									
Weeds Controlled	Glory								
	2,4- D LVE	Poast Plus + 2,4-D LVE	Select + 2,4-D LVE	Fusion + 2,4- D LVE	Roundup/ Roundup/ Ultra/ Touchdown	Roundup/ Roundup/ Ultra/ Touchdown + 2,4-D LVE	Gramoxone Extra	Gramoxone Extra + 2,4-D LVE	2,4-DB
MAXIMUM BURNDOWN HEIGHT (INCHES)									
Barley	Does not control these species	-	-	-	-	8	-	4 to 6	Does not control these spe- cies
Barnyardgrass		2 to 3	3 to 4	-	-	6	-	4 to 6	
Crabgrass spp.		2 to 3	-	-	-	6	-	4 to 6	
Foxtail spp.		2 to 3	3 to 4	2 to 6	-	8	-	4 to 6	
Johnsongrass, seedling		2 to 3	-	-	-	8	-	4 to 6	
Panicum, fall		2 to 3	3	2 to 6	-	6	-	4 to 6	
Sandbur, field		-	-	-	-	8	-	4 to 6	
Shattercane		2 to 3	-	-	-	8	-	4 to 6	
Wheat, volunteer		-	-	-	-	6	-	4 to 6	
Witchgrass		2 to 3	-	-	-	6	-	4 to 6	

WEEDS CONTROLLED BY BURNDOWN RATES OF GLORY

Weeds Controlled	Glory								
	2,4-D LVE	Poast Plus + 2,4-D LVE	Select + 2,4-D LVE	Fusion + 2,4-D LVE	Roundup/ Roundup Ultra/ Touchdown	Roundup/ Roundup Ultra/ Touchdown + 2,4-D LVE	Gramoxone Extra	Gramoxone Extra + 2,4-D LVE	2,4-DB
BROADLEAVES	MAXIMUM BURNDOWN HEIGHT (INCHES)								
Buffalobur		-			6	6	4 to 6	4 to 6	-
Chickweed, common		6			6	8	4 to 6	4 to 6	2
Cocklebur, common		6			6	8	4 to 6	4 to 6	6
Dandelion, common		6 dia ^a			2 dia ^b	6 dia ^a	4 dia ^d	6 dia ^a	2 dia
Henbit		4			4	4	4 to 6	4 to 6	-
Horseweed/marestail		6 ^{ac}			4 ^b	6	3	6 ^a	2 ^c
Jimsonweed		6			6	6	4 to 6	4 to 6	2
Kochia*		4 ^{ac}			4	4	4	4	-
Ladysthumb		6			6	8	4 to 6	4 to 6	3
Lambsquarters, common		6			6	8	4 to 6	4 to 6	2
Lettuce, prickly		6			4	6	4 to 6	4 to 6	2
Mallow, Venice		6			6	6	4 to 6	4 to 6	-
Morningglory spp.		6			2	4	2	4	4
Mustard spp.		6			6	8	4 to 6	4 to 6	2
Pennycress, field		6			6	6	4 to 6	4 to 6	2
Pigweed, spp. (annual)		6			6	8	4 to 6	4 to 6	3
Ragweed, common		6			6 ^b	8	4 to 6	4 to 6	2
Ragweed, giant		6 ^{ac}			4 ^b	6	4	6	2
Shepherdspurse		6			6	6	4 to 6	4 to 6	-
Sida, prickly		6			4	4	4	4	1
Smartweed, Pennsylvania		6			6	8	4 to 6	4 to 6	3
Sunflower, common		6			6	6	4 to 6	4 to 6	4
Thistle, Russian		4 ^{ac}			2 to 4 ^{bc}	6	4	4 to 6	3 ^c
Velvetleaf		6			6	8	4 to 6	4 to 6	3
Waterhemp spp.		6			6	8	4 to 6	4 to 6	3

^a Use 2,4-D LVE at 0.5 pound active ingredient per acre.

^b Use a minimum Roundup/Roundup Ultra rate of 16 fl. oz./A and a minimum Touchdown rate of 10.6 fl. oz./A.

^c Use Glory at 4 oz./A for optimum control.

^d Suppression only.

* Does not control triazine-resistant biotypes.

RESIDUAL WEED CONTROL

Glory burndown programs can be used as part of a full season weed control program in both field corn and soybeans when, (1) applied as a tank mixture with residual herbicides, or (2) followed with a postemergence weed control program which is registered for use on the crop.

For residual control, Glory burndown programs may include tank mixes with the following herbicides or combination of herbicides:

Field Corn

Alachlor	Lariat
Atrazine	Linex
Banvel	Linuron
Bicep	Lorox
Bicep II	Marksman
Bicep Lite	Pentagon
Bladex	Prowl
Broadstrike + Dual	Pursuit ^a
Broadstrike Plus	Pursuit Plus ^a
Bullet	Ramrod
Clarity	Ramrod/Atrazine
Dual	Simazine
Dual II	Surpass
Frontier	Surpass 100
Guardsman	Top Notch
Harness	
Harness Xtra	

^a Use only Pursuit resistant/tolerant corn hybrids.

Soybeans

Alachlor	New Lorox Plus
Broadstrike + Dual	Pentagon
Canopy	Preview
Command	Prowl
Detail	Pursuit
Dual	Pursuit Plus
Dual II	Scepter
Frontier	Sencor ^b
Gemini	Squadron
Linuron	Turbo

^b Glory used (alone and in tank mixes) on soybeans at higher labeled rates than those listed for burndown weed control will also provide residual control of those weeds listed in the WEEDS CONTROLLED BY GLORY and GLORY TANK MIX COMBINATIONS section of the Glory label.

Refer to the individual product labels for additional information, precautions, and limitations.

SOUTHERN AND SOUTHEASTERN STATES ONLY

Postemergence Directed Spray Applications

Glory can be applied in postemergence directed sprays to soybeans for control of certain weeds which escape preplant or preemergence herbicide applications and for control of additional flushes of weeds that may occur after soybeans have emerged. Postemergence directed sprays of Glory can be applied to soybeans in addition to a preemergence or preplant application of Glory herbicide according to label directions.

Weeds Controlled: Glory applied postemergence to soybeans as a directed spray according to directions on this label will control the following at rates shown (broadcast basis) when grasses and common ragweed are less than 1 inch tall and other broadleaves are less than 3 inches tall:

1/3 Lb./Acre

Florida beggarweed (*Desmodium tortuosum*)
Pigweeds (*Amaranthus* spp.)
Carpetweed (*Mollugo verticillata*)
Cocklebur (*Xanthium pensylvanicum*)
Dayflower (*Commelina* spp.)
Mexicanweed (*Caperonia castaniifolia*)
Purslane (*Portulaca oleracea*)
Sicklepod (*Dassia obtusifolia*)
Velvetleaf (*Abutilion theophrasti*)
Crabgrass (*Digitaria* spp.)

1/3 to 2/3 Lb./Acre

Sesbania (*Sesbania* spp.)
Prickly sida/Teaweed (*Sida spinosa*)

2/3 Lb./Acre

Ragweed, common (*Ambrosia artemisiifolia*)

At the rate of 2/3 lb./acre morningglory species (*Ipomoea* spp.), horse-nettle (*Solanum* spp.), Florida pusley (*Richardia acabra*), spotted spurge (*Euphorbia maculata*), and wild poinsettia (*Euphorbia heterophylla*) are suppressed when Glory is applied before these weeds are 3 inches tall. The 2/3 lb./acre rate will suppress broadleaf signal grass (*Brachiaria platyphylla*) up to 1 inch tall.

GLORY POSTEMERGENCE DIRECTED SPRAY	
RECOMMENDED APPLICATIONS	
CROP	Glory Lb./Acre
Soybeans (Alabama, Arkansas, Florida, Georgia, Kentucky, Louisiana, Mississippi, Missouri, North Carolina, Oklahoma, South Carolina, Tennessee, and Texas)	1/3 to 2/3 (Broadcast Basis)
<p>Apply proper dosage using 10 to 40 gallons of water per acre as a directed spray in a 6- to 8-inch band on each side of the row after soybeans are 8 inches tall and before broadleaf weeds are 3 inches tall and before grasses and common ragweed are 1 inch tall. For best results, the spray must cover weed foliage with minimum or no contact with soybean foliage. Add a nonionic surfactant such as Ortho X-77 to the spray mixture to obtain better wetting of weed leaf surfaces. To determine the correct dosage of Glory for a band application, see Banded Application under the GENERAL INFORMATION section in the front of this label.</p> <p>If necessary, a second postemergence directed spray application can be made after 7 days.</p> <p>Do not feed or graze green soybean vines. Do not harvest soybeans or use dry soybean vines for feed or forage within 70 days of last application.</p>	

SPECIAL PRECAUTIONS (Directed Postemergence): Do not apply directly to soybeans or serious crop injury will occur. Do not allow spray to contact more than the lower 1/4 to 1/3 of soybean plants. Soybean leaves contacted by the spray will be killed.

Do not apply Glory postemergence to sensitive soybean varieties. See SPECIAL PRECAUTIONS in the front of this label.

To avoid injury to other crops or desirable plants from spray drift, sprayer pressure must not exceed 30 psi and the sprayer must be fitted with nozzles no smaller than 8002-T-Jet (or equivalent). Do not apply under weather conditions which favor drift.

POTATOES

Glory herbicide is recommended for use in ground, aircraft, or specified chemigation equipment as a preemergence and/or postemergence application to potatoes. Early maturing smooth skinned white and all red skinned varieties may be injured with postemergence applications. The varieties Atlantic, Bellchip, Centennial, Chipbelle, and Shepody are sensitive to Glory. Avoid postemergence applications on these varieties. Preemergence applications on these varieties may cause crop injury under adverse weather conditions on coarse soils, under high soil pH, with higher rates per acre, and with mechanical incorporation.

Ground Application: Glory is recommended for use with ground spray equipment applied as a preemergence and/or postemergence application for control of the listed grass and broadleaf weeds in potatoes. Apply as a uniform broadcast spray at 20 or more gallons per acre.

Aerial Application: Glory may be applied in aerial spray equipment as a preemergence and/or postemergence application at 5 or more gallons per acre.

Chemigation: Glory may be applied preemergence and/or early postemergence to potatoes using center pivot, solid set, and lateral roll systems. Apply specified dosage in 1/4 to 3/4 inch of water per acre (1/4 to 1/2 inch on sandy soil) as a continuous injection in self propelled systems or apply in the last 15 to 30 minutes of the set in other systems. Be sure all the Glory has been flushed from the lines before shutting down the system.

WEEDS CONTROLLED

Glory applied to potatoes according to directions will provide economic control of the following weeds. For optimum control, applications should be made before weeds are 1 inch tall. (See NOTE)

Broadleaves:

Carpetweed, common ¹	Pigweed, redroot ^{1,2}
Cocklebur, common ^{1,2}	Pigweed, smooth ^{1,2}
Jimsonweed ¹	Ragweed, common ^{1,2}
Kochia ¹	Shepherdspurse ¹
Lambsquarters, common ^{1,2}	Sicklepod ¹
Mustard, Indian ¹	Smartweed, Pennsylvania ^{1,2}
Mustard, tansy ¹	Sunflower, common ⁵
Mustard, tumble ¹	Thistle, Russian ²
Mustard, wild ¹	
Pennycress, field ^{1,2}	

Grasses:

Barneygrass ³	Johnsongrass, seedling ¹
Crabgrass, large ¹	Panicum, fall ¹
Crabgrass, smooth ¹	Signalgrass, broadleaf ¹

Foxtail, giant¹
Foxtail, green¹
Foxtail, yellow¹

¹ Weeds controlled with preemergence applications.

² Weeds controlled with postemergence applications.

³ Weeds requiring two applications for control.

HARD TO CONTROL WEEDS

Although Glory may not provide commercially acceptable control in every instance, it will suppress growth of the following weeds and reduce their competition with potato plants.

Broadleaves

Kochia
Nightshade, hairy
Purslane, common
Sunflower, common

Grasses

Barleygrass
Nutsedge, yellow

NOTE: Where triazine-resistant weeds are present, Glory alone may not provide adequate control.

TANK MIXES

Glory may be tank mixed with the following herbicides: Dual/Dual II, Eptam, Prowl 3.3 EC, and Matrix. In addition, three-way tank mix combinations may be used for Glory plus Dual/Dual II, Eptam, or Prowl 3.3 EC plus Matrix when applied preemergence. Refer to each product's label for precautionary statements, restrictions, application information, and weeds controlled.

Dual/Dual II: Glory may be applied in a tank mix combination with Dual/Dual II as a preemergence broadcast application. Apply Glory at 1/2 to 1 1/3 lbs. and Dual/Dual II at 1.5 to 3 pints per acre according to the respective labels for use of each product alone on potatoes.

Eptam: Glory may be tank mixed with Eptam at rates and uses permitted on each product's label.

Prowl 3.3 EC: Glory may be applied in tank mix combination with Prowl as a preemergence or early postemergence broadcast application. As a preemergence mix, apply Glory at 2/3 to 1 1/3 lbs. and Prowl at 1.2 to 3.6 pints per acre. As an early postemergence spray, apply Glory at 1/3 to 2/3 lb. and Prowl at 1.2 to 3.6 pints per acre before the crop is in the 6-inch growth stage.

Matrix (except the following counties in Colorado: Alamosa, Conejos, Costilla, Rio Grande, and Saguache): Glory may be applied in tank mix combination with Matrix as a preemergence and/or early postemergence application for improved control on weeds such as Russian thistle, kochia, and common lambsquarters. As a preemergence mix, apply Glory at 1/3 to 3/4 lb. and Matrix at 1 to 1 1/2 oz. product per acre. As an early postemergence spray, apply Glory at 1/3 to 2/3 lb. and Matrix at 1 to 1 1/2 oz. product per acre. Use a non-ionic surfactant at a rate of 0.125% v/v (1 pt./100 gallons of water). Apply before the crop exceeds 14 inches in height. Postemergence applications of Matrix treatments should be made prior to June 30.

SPECIAL PRECAUTIONS (Potatoes): Do not use Glory on potatoes in Kern County, California.

Do not apply more than a total of 1 1/3 lbs. Glory per acre in a single crop season regardless of the method of application.

Do not make postemergence applications prior to rainfall or irrigation on recently cultivated potatoes, nor within 3 days after periods of cool, wet cloudy weather or injury may occur.

Postemergence applications may cause some chlorosis or minor necrosis. These symptoms may be more severe if seed-piece decay is occurring or if growing conditions favor crop stress.

RECOMMENDED BROADCAST APPLICATIONS FOR POTATOES

Directions/Remarks	Glory Lb./Acre
Apply specified dosage as a broadcast spray. Do not mechanically incorporate into soil. Use the 1/3 to 2/3 lb./acre rate for control of wild mustard (Brassica spp.) only. On sand soils or sensitive varieties, do not exceed 2/3 lb./acre.	1/3 to 1 1/3
Postemergence (except early maturing smooth skinned, red skinned, and other specified varieties): Apply specified dosage as a broadcast spray over the tops of potato plants*. Use rates of 1/3 to 2/3 lb./acre for control of redroot pigweed and common lambsquarters only. Apply the 2/3 lb./acre rate for control of other weeds listed on this label.	1/3 to 2/3
Split Applications: This product may be applied once preemergence and once postemergence as directed above.* Do not exceed 1 1/3 lb. total per acre per season.	
Idaho, Oregon, and Washington Only: Two postemergence applications can be made as broadcast sprays over the tops of potato plants if Glory is applied preemergence. Use 1/3 to 2/3 lb./acre for control of redroot pigweed and lambsquarters only. On coarse (sandy) soils with low organic matter, do not exceed 1/2 lb./acre per application. On medium and heavy soils only, use 2/3 lb./acre per application for control of other weeds listed on this label and for suppression of hairy nightshade. Make the first application early in the season while weeds are still small. Allow at least 14 days before the second application. Do not apply after June 30 if treated land is to be planted to crops other than potatoes. *Refer to SPECIAL PRECAUTIONS-(Potatoes) below	

Postemergence applications may be made only on russet or white skinned varieties that are not early maturing.

Potato varieties may vary in their response to herbicide applications. When using Glory for the first time on a particular variety, always determine crop tolerance before using on a field scale.

Do not apply Glory within 60 days of harvest.

Do not use air blast sprayers.

Do not apply to sweet potatoes or yams.

Do not plant sensitive crops such as onions, lettuce, cole crops, and cucurbits during the next growing season following Glory application.

Do not rotate any crop not listed on this label for 18 months following application of Glory.

Certain cereal varieties are sensitive to Glory (see cereal section of this label for sensitive varieties) and should not be planted during the next growing season unless the following cultural practices occur:

1. Potato vines left in rows as a result of harvest must be uniformly distributed over the soil surface prior to plowing, and
2. Plow with a moldboard plow to a depth sufficient to mix the upper 8 inches of soil.

ALFALFA AND SAINFOIN

Glory herbicide is labeled for use in alfalfa and sainfoin in the following areas:

1. Alfalfa and sainfoin (including mixed stands with grasses) (all areas except California).
2. Alfalfa and sainfoin (including mixed stands with grasses) (California only).
3. Alfalfa-Tank mix combination with Gramoxone (Colorado, Idaho, Montana, Nevada, Oregon, Utah, Washington, Wyoming, and the following California counties: Del Norte, Lassen, Modoc, Nevada, Plumas, Shasta, Sierra, and Siskiyou).
4. Alfalfa-Post Dormant Application of Glory Impregnated on Dry Fertilizer Only (Connecticut, Illinois, Indiana, Iowa, Kansas, Kentucky, Michigan, Minnesota, Nebraska, New Mexico, New York, Ohio, Oklahoma, Pennsylvania, South Dakota, Tennessee, Texas, and Wisconsin).
5. Alfalfa-Non-Dormant, Non-Winter Hardy varieties (Arizona only).

Glory is recommended for use in aerial or ground spray equipment as a broadcast surface application to established crops of alfalfa and sainfoin for the control of certain grass and broadleaf weeds.

APPLICATION: Refer to GENERAL INFORMATION in the front of this label for detailed information on the application of Glory. For information on applying Glory in fluid or on dry fertilizer refer to the APPLICATION OF GLORY IN FLUID FERTILIZERS or COMMERCIAL IMPREGNATION and APPLICATION OF GLORY ON DRY BULK FERTILIZER under the GENERAL INFORMATION section of this label.

SPECIAL PRECAUTIONS: Use Glory only on established alfalfa and sainfoin. Do not apply Glory after growth begins in the spring or before growth ceases in the fall except as specified on this label.

Do not graze or harvest within 28 days after application.

For best weed control, apply Glory when weeds are less than 2 inches tall or before weed foliage is 2 inches in diameter.

Reduced weed control may occur when extended dry conditions follow application of Glory.

Crop injury may occur when:

1. Crop is under stress conditions such as diseases, insect infestation, poorly drained soils, drought or winter injury at time of application;
2. Crop is treated within 12 months after seeding;
3. There is excessive irrigation or rainfall immediately after application. Do not apply more than 1/2 inch of water in the first irrigation after Glory is applied.

ALFALFA AND SAINFOIN (All Areas Except California)

RECOMMENDED BROADCAST APPLICATIONS	
CROP	Glory Lb./Acre
Alfalfa and Sainfoin (Except California)	1/3 to 1 1/3
Select the proper dosage according to weeds known to be and present in field to be treated. On loamy sand soils in Oregon and Washington, do not apply more than 2/3 lb. of Glory per acre.	

FOR USE ON MIXED STANDS OF ALFALFA AND GRASSES: Rates of 2/3 to 1 lb. of Glory per acre will provide partial reduction of forage grass stands. These rates may be used to reduce forage grass stands to prevent crowding out of alfalfa. Higher rates will severely reduce forage grass stands.

Glory should not be used on sand soils. In areas West of the Rocky Mountains, avoid using Glory on soils with calcareous surface area, high levels of lime or sodium, or a pH greater than 8.2.

WEEDS CONTROLLED (Except California)

1/3 to 1/2 lb. Glory/Acre

Chickweed, common (*Stellaria media*)

1/2 to 2/3 lb. Glory/Acre

Cheat (*Bromus secalinus*)
Deadnettle, Purple (*Lamium purpureum*)
Downy brome (*Promus tectorum*)
Japanese brome (*Bromus japonicus*)
Pennygrass (*Thlaspi arvense*)
Rescuegrass (*Bromus catharticus*)
Shepherdspurse (*Capsella bursa pastoris*)

2/3 to 1 1/3 lb. Glory/Acre

Broadleaves

Fleabane, Rough (*Erigeron striosus*)
Flixweed (*Descurainia sophia*)
Henbit (*Lamium amplexicaule*)
Kochia (*Kochia scoparia*)
Lambquarters, common (*Chenopodium album*)
Marestail (Horseweed) (*Hippuris vulgaris*)
Meadow Salsify (*Tragopogon pratensis*)
Mustard, Blue (*Chorispora tenella*)

Grasses

Mustard, Jim Hill (tumble) (*Sisymbrium altissimum*)
Mustard, Tansy (*Descurainia pinnata*)
Pepperweed (*Lepidium virginicum*)
Pigweed, Redroot (*Amaranthus retroflexus*)
Prickly Lettuce (*Lactuca serriola*)
White Cockle (*Melandrium album*)
Wild Buckwheat (*Polygonium convolvulus*)
Yellow Rocket (*Barbarea vulgaris*)

2/3 to 1 1/3 lb. Glory/Acre

Grasses

Foxtail, Green (*Setaria viridis*)
Little Barley (*Hordeum pusillum*)
Smooth Brome (*Bromus inermis*)
Wild Oats (*Avana fatua*)

Broadleaves

Chickweed, Mousear (*Cerastium vulgatum*)
Dandelion (*Taraxacum officinale*)
Ragweed, common (*Ambrosia artemisiifolia*)
Barnyardgrass (*Echinochloa crus-galli*)
Bluegrass (*Poa annua*)
Foxtail Barley (*Hordeum jubatum*)

Weeds Partially Controlled: At the rate of 1 1/3 lb./acre, Glory may be used to reduce the competition from curly dock (*Rumex crispus*). At 2/3 to 1 1/3 lb./acre, Glory may be used to reduce the competition of German Moss or knawel (*Scleanthus annus*).

ALFALFA AND SAINFOIN (California Only)-(Including Mixed Stands with Grasses)

Glory is recommended for use in aerial or ground spray equipment as a broadcast surface application to dormant established crops of alfalfa and sainfoin.

APPLICATION: Glory is recommended for use in aerial or ground spray equipment as a broadcast surface application to dormant established crops of alfalfa and sainfoin for control of certain grass and broadleaf weeds. Do not apply Glory after growth begins in the spring or before growth ceases in the fall. Do not apply to either alfalfa or sainfoin during the first growing season after seeding.

For information on applying Glory in fluid fertilizer solutions to alfalfa, refer to the appropriate section of this label.

For information on commercial impregnation and application of Glory on dry bulk fertilizer, refer to the appropriate section of this label.

WEEDS CONTROLLED

1/2 to 2/3 lb. Glory/Acre

Cheatgrass (downy brome) (*Bromus secalinus*)

2/3 to 1 1/3 lb. Glory/Acre

Broadleaves

Chickweed, common (*Stellaria media*)
Flixweed (*Descurainia sophia*)
Henbit (*Lamium amplexicaule*)
Kochia (*Kochia scoparia*)
Meadow Salsify (*Tragopogon pratensis*)
Mustard, Blue (*Chorispora tenella*)
Mustard, Tansy (*Descurainia pinnata*)
Pepperweed, Virginia (*Lepidium virginicum*)
Shepherdspurse (*Capsella bursa pastoris*)
White Cockle (*Melandrium album*)
Wild Buckwheat (*Polygonium convolvulus*)
Yellow Rocket (*Barbarea vulgaris*)

Grasses

Smooth Brome (*Bromus inermis*)
Wild Oats (*Avana fatua*)

1 1/3 lb. Glory/Acre

Broadleaves

Dandelion (*Taraxacum officinale*)

Grasses

Barnyardgrass (*Echinochloa crus-galli*)

Bluegrass (*Poa annua*)

Foxtail Barley (*Hordeum jubatum*)

RECOMMENDED BROADCAST APPLICATIONS	
CROP	Glory Lb./Acre
Alfalfa and Sainfoin (California Only)	1/2 to 1 1/3
Select the proper dosage according to weeds known to be and present in field to be treated. Apply specified dosage in 20 to 40 gallons of water per acre with ground spray equipment or 3 to 10 gallons of water per acre with aerial spray equipment fitted with nozzles suitable for broadcast applications of herbicides. Treat only dormant established crops of alfalfa and sainfoin. Injury may occur to alfalfa if Glory is applied earlier than 12 months after seeding. Do not apply after Spring growth begins or before growth ceases in the fall. Do not graze or harvest within 28 days after application. At the 1 1/3 lb./acre rate, Glory may be used for suppression of curly dock.	

FOR USE ON MIXED STANDS OF ALFALFA AND GRASSES: Rates of 2/3 to 1 1/3 lb. of Glory per acre will provide partial reduction of forage grass stands. These rates may be used to reduce forage grass stands to prevent crowding out of alfalfa. Higher rates will severely reduce forage grass stands.

Do not apply with aerial spray equipment when wind speed is greater than 10 mph. Do not apply when weather conditions favor spray drift and/or when sensitive cool season crops, such as cole crops, onions, peas, or strawberries, are present in adjacent fields. Applications should not be made when weather conditions favor spray drift, especially in areas where wheat is growing on coarse-textured soils in adjacent fields, or injury may occur.

ALFALFA

GLORY PLUS GRAMOXONE EXTRA TANK MIX

Colorado, Idaho, Montana, Nevada, Oregon, Utah, Washington, Wyoming, and the following California counties: Del Norte, Lassen, Modoc, Nevada, Plumas, Shasta, Sierra, and Siskiyou.

APPLICATION: Glory plus Gramoxone Extra tank mix application is recommended for use, during the dormant season, in aerial or ground spray equipment as a broadcast surface application to established (at least 1 year old) alfalfa for the control of certain grass and broadleaf weeds. Do not apply Glory/ Gramoxone Extra tank mix to regrowth

(after grazing or cutting) that is more than 2 inches tall. Apply once per season. Do not apply following cuttings during growing season. Use a minimum of 10 gallons of water per acre with aerial spray equipment and a minimum of 20 gallons of water per acre with ground spray equipment. Add a non-ionic spreader at label rates to the spray solution.

WEEDS CONTROLLED

Glory plus Gramoxone Extra (1 1/2 to 2 1/2 pts./acre) tank mix application will control established weeds. Gramoxone controls weeds by contact activity.

1/3 to 1/2 lb. of Glory/Acre

Common Chickweed

1/2 to 1 lb. of Glory/Acre

Bluegrass
Cheat
Downy brome
Field pennycress
Henbit
Japanese brome
Rescuegrass
Shepherdspurge

Use Glory at 2/3 to 1 lb./Acre for control of the following weeds:

Blue mustard
Common lambsquarters
Flixweed
Green foxtail
Groundsel
Jim Hill mustard
Kochia
Little barley
Marestail (Horseweed)
Meadow salsify
Pepperweed
Prickly lettuce
Redroot pigweed
Rough fleabane
Ryegrass
Smooth brome
Sowthistle
Tansy mustard
White cockle
Wild oats
Wild buckwheat
Yellow rocket

RECOMMENDED APPLICATIONS	
Dosage/Acre	Directions/Remarks
Glory 1/3 to 1 lb. plus Gramoxone Extra 1 1/2 to 2 1/2 pt.	Apply specified dosages of Glory and Gramoxone Extra in at least 10 gallons of water per acre with aerial equipment or at least 20 gallons of water per acre with ground equipment. Do not apply this tank mix to alfalfa growth if more than 2 inches tall. For best weed control, apply when broadleaf weeds and grasses are 1-6 inches tall and are actively growing. Care should be taken to avoid overlaps. Do not apply more than 2/3 lb. of Glory per acre on loamy sand soils. Reduced weed control may occur when extended dry conditions follow application of Glory. Crop injury may occur if alfalfa is under stress conditions such as diseases, insect infestations, drought, or winter injury or if Glory is applied to alfalfa earlier than 12 months after seeding.

FOR USE ON MIXED STANDS OF ALFALFA AND GRASSES: Rates of 2/3 to 1 lb. of Glory per acre will provide partial reduction of forage grass stands. These rates may be used to reduce forage grass stands to prevent crowding out of alfalfa.

Do not graze or harvest within 42 days after application.

In areas west of the Rockies, avoid the use of Glory on soils with calcareous surface, soils with high levels of lime or sodium, and with a pH greater than 8.2.

Do not apply when weather conditions favor spray drift. Aerial application should not be made when wind speed is greater than 10 mph. Do not use on sand soil.

Refer to the Gramoxone Extra label for additional directions, weed species controlled, and precautions.

POST DORMANT APPLICATION OF GLORY IMPREGNATED ON DRY FERTILIZER ONLY

Glory may be applied after dormancy has broken, but prior to three inches of new alfalfa shoot growth, only when impregnated on dry fertilizer in Connecticut, Illinois, Indiana, Iowa, Kansas, Kentucky, Michigan, Minnesota, Nebraska, New Mexico, New York, Ohio, Oklahoma, Pennsylvania, South Dakota, Tennessee, Texas, and Wisconsin. Apply at rates of 1 to 1 1/3 lb. per acre as directed on this label for application during dormancy. Apply only when alfalfa foliage is dry or crop injury may occur. When using this application method do not harvest or graze treated alfalfa for 60 days after application.

ALFALFA (Arizona Only)

Non-dormant, Non-Winter Hardy Varieties

Glory is recommended as a broadcast surface application to established crops of non-dormant alfalfa varieties for preemergence and postemergence control of certain winter annual weeds following either a fall or winter sheep grazing/green-chop harvest.

WEEDS CONTROLLED

Field pepperweed
 Lambsquarters
 Little mallow (cheeseweed)
 Littleseed canarygrass
 London rocket (mustard)
 Prickly lettuce
 Mouse barley
 Nettleleaf
 Shepherdspurse
 Silversheath knotweed
 Spiny sowthistle

RECOMMENDED APPLICATIONS (Arizona only)	
CROP	Glory Lb./ACRE
Alfalfa Non-dormant Non-winter Hardy varieties	1/2 to 2/3
Apply specified dosage by aerial or ground spray equipment in 7 to 40 gallons of water per acre. Treat established alfalfa stubble after fall or winter sheep grazing or green-chop harvest and prior to the time regrowth is 2" tall. Alfalfa foliage present at time of application can exhibit yellowing. Injury may occur to alfalfa in areas of high salt concentration where the crop is stunted and/or has a poorly developed root system, or if alfalfa is under stressed growing conditions such as diseases, insect infestations, or drought. For most effective postemergence weed control, treatment should be made before weeds are 2" tall or before leaf rosettes are 2" wide. For maximum control, rainfall (1/4" or more) or irrigation is necessary within 30 days of treatment, however, do not flood irrigate within 2 days after treatment. Use 1/2 lb. Glory on sand soil when only mustard, goosefoot, lambsquarters, or canary grass are the weeds to be controlled. Do not apply earlier than 6 months after seeding. Do not graze or harvest within 28 days after application.	

SPECIAL PRECAUTIONS: Maintain continuous mechanical agitation in the spray tank to insure a uniform spray mixture.

Do not apply with aerial spray equipment when wind speed is greater than 10 mph. Do not apply when weather conditions favor spray drift

and/or when sensitive cool season crops such as cole crops, onions, peas, or strawberries are present in adjacent fields. Applications should not be made when weather conditions favor drift especially in areas where wheat is growing on coarse-textured soils in adjacent fields or injury may occur.

ASPARAGUS (Established)

Glory is recommended for use in ground spray equipment or sprinkler irrigation (center pivot, lateral move, or solid set) systems as a single preemergence broadcast application or as a split application consisting of a preemergence broadcast application followed by a post harvest broadcast application.

Aerial application is prohibited.

Refer to the GENERAL INFORMATION section of this label for directions.

WEEDS CONTROLLED

Glory applied to established asparagus according to directions will effectively control:

Broadleaves

Chickweed, Common (*Stellaria media*)
 Jimsonweed (*Datura stramonium*)
 Lambsquarters (*Chenopodium album*)
 Pigweed, Redroot (*Amaranthus retroflexus*)
 Ragweed, common (*Ambrosia artemisiifolia*)
 Smartweed, Pennsylvania (*Polygonum pennsylvanicum*)
 Sorrel, Red (*Rumex acetosella*)
 Velvetleaf (*Abutilon theophrasti*)

Grasses

Crabgrass (*Digitaria spp.*)
 Foxtails (*Setaria spp.*)
 Sandbur, Field (*Cenchrus pauciflorus*)

RECOMMENDED BROADCAST APPLICATIONS (Asparagus)	
Directions/Remarks	Glory Lb./Acre
Preemergence Application Only: Make a single surface application in early spring before asparagus spears or ferns emerge. If the field is to be disked, apply Glory after disking but before the crop emerges. Use the lower rate for control of the broadleaf weeds listed above. Use the higher rate in fields with a history of severe infestations of grasses and for maximum residual control. Do not apply within 14 days of harvest.	1 1/3 to 2 2/3

Split Application- Preemergence and Post Harvest: Preemergence Application: Apply before asparagus spears or ferns emerge. If the field is to be disked, apply after disking but prior to crop emergence. Do not apply within 14 days of harvest. Post Harvest Application: Apply after last harvest of the season but prior to emergence. The lower combination rates may be used for control of common ragweed, lambsquarters, redroot pigweed, and red sorrel. Use the higher combination rates for other weeds listed or in fields with severe post harvest grass infestations or for maximum post harvest control of emerged weeds.	2/3 to 1 1/3 preemergence + 1 1/3 to 2
IMPORTANT: The total amount of Glory applied in one crop season may not exceed 2 2/3 lb. per acre.	

SPECIAL PRECAUTIONS (Asparagus): Do not use on newly seeded asparagus or on young plants during the first growing season after setting crowns.

DO NOT APPLY POST HARVEST APPLICATIONS UNTIL AFTER THE LAST HARVEST OF SPEARS.

CARROTS

Special Conditions of Sale Provision for Use on Carrots: The following directions for use were developed under the direction of IR-4 (government minor crops use program). As such the testing was done independently from the testing program of ADAMA. Buyer is advised that ADAMA makes no assurances regarding satisfaction with the product and all risks of crop injury or product performance are assumed by the Buyer.

Apply Glory herbicide with ground equipment as specified below under RECOMMENDED APPLICATIONS. For effective control of broadleaf weeds with postemergence applications, apply Glory before weeds are 1 inch in height or diameter. Thorough spray coverage is essential for adequate weed control.

Do not use air blast or other high pressure spray equipment to make postemergence applications of Glory. Refer to the appropriate section of this label for additional information regarding spray equipment, dilution rates, mixing, sprayer cleanup, restrictions, container disposal, and cautions.

Refer to MIXING under the GENERAL INFORMATION section in the front of this label.

For specific application information see GENERAL INFORMATION and

APPLICATION sections at the front of this label.

WEEDS CONTROLLED

Glory applied to carrots according to directions will effectively control:

Carpetweed (Mullugo verticillata)
Galinsoga (Galinsoga parviflora)
Horseweed (Conyza Canadensis)
Lambquarters, Common (Chenopodium album)
Mustard, Wild (Sinapis arvensis)
Pigweed, Redroot (Amaranthus retroflexus)
Pigweed, Smooth (Amaranthus hybridus)
Pineappleweed (Matricaria matricarioides)
Prickly Lettuce (Lactuce scariola)
Shepherdspurse (Capsella bursa-pastoris)

RECOMMENDED APPLICATIONS (Carrots)

Directions/Remarks	Glory lb./Acre
Apply specified dosage per acre as a broadcast spray over the tops of carrot plants. Application should be made after carrots have formed 5 to 6 true leaves but before weeds are 1 inch in height or diameter. If needed, a second application may be made after an interval of at least 3 weeks. Applications may be made up to 60 days of harvest.	1/3
IMPORTANT: The total amount of Glory applied in one crop season must not exceed 2/3 lb. per acre.	

SPECIAL PRECAUTIONS:

Do not apply to carrots grown for seed.

Do not apply within 3 days after periods of cool, wet, or cloudy weather or crop injury will occur.

Do not apply Glory within 3 days of any other chemical unless specified on this label.

Do not apply on very hot days or excessive crop injury will result.

Do not apply until carrots have at least 5 to 6 true leaves. Earlier applications will result in excessive crop damage.

Crop injury or delayed maturity may result from applications of Glory if carrots are growing under stress conditions such as periods of drought or cool, wet, and cloudy weather preceding application.

Following an application of Glory, chlorosis (yellowing) and burning of the leaf tissue may occur.

For newly introduced varieties of carrots with unknown tolerance to Glory, treat only a small area to determine if Glory can be used without injury to the crop.

FIELD CORN

POSTEMERGENCE APPLICATION

Glory is recommended for control of selected broadleaf weeds when applied as a tank mix combination with certain broadleaf herbicides presently registered and recommended for postemergence use in field corn. Herbicides which may be tank mixed with Glory include:

2,4-D
Atrazine
Banvel
Basagran
Buctril/Buctril Gel
Buctril + atrazine (Premix)
Clarity
Laddok S-12
Marksman
Pursuit*
Resource
Scorpion III
Tough
* Use only on Pursuit resistant/tolerant corn hybrids (IMI-Corn)

APPLICATION: Glory may be applied to field corn after crop emergence until just prior to tasseling. Broadcast applications may be made with ground or aerial equipment. For optimum weed control, apply treatments when weeds are small and actively growing, but before reaching the maximum heights listed in the WEEDS CONTROLLED table.

POSTEMERGENCE BROADCAST APPLICATION

Ground Application: Adjust nozzle height above crop and weed canopy to ensure uniform spray coverage. Gallonage should be increased with increasing weed size and population density.

For tank mixes of Glory plus atrazine, Basagran, Laddok S-12, Buctril, Buctril + atrazine, Pursuit, Resource, Tough, or 2,4-D amine formulations, use flat fan nozzles spaced a maximum of 20 inches apart. Best results are achieved using a minimum spray volume of 10 gallons per acre and spray pressure from 20 to 40 psi.

For Glory tank mixes with Banvel, Clarity, Marksman, or 2,4-D low volatile ester formulations, use drift-reducing nozzles which are specifically designed to produce coarse sprays and reduce the amount of driftable fines. Additional measures which will help avoid potential drift to sensitive crops and plants include using a minimum spray volume of 20 gallons per acre and keeping spray pressures at or below 20

psi unless otherwise specified by the nozzle manufacturer.

For further precautions and additional instructions and recommendations, consult the tank mix partner's label.

Aerial Application: Apply in a minimum spray volume of 3 gallons per acre. For optimum spray coverage and distribution, use a minimum of 5 gallons per acre and a maximum pressure of 40 psi. Use a boom and nozzle configuration which will provide a uniform deposition pattern and coverage with low drift potential. Avoid overlaps to prevent potential crop injury. Do not apply near sensitive crops or sensitive plants growing near the treated area. Do not apply when wind speed is greater than 10 mph or when winds are moving toward sensitive crops or plants. To avoid drift hazards, applicator must follow the most restrictive labeling of the products used in a tank mix. Refer to the appropriate tank mix partner's label for further precautions and recommendations.

POSTDIRECTED APPLICATION

Glory in tank mix combinations with Banvel, 2,4-D, Buctril, or Scorpion III may be applied postdirected to field corn. Use drop nozzles and appropriate spacing to direct spray below the corn whorl and upper leaves. The top of the target weed canopy must be sufficiently below the whorl and upper leaves of the crop to permit this application and provide adequate spray coverage. The height differential required between the crop and weed canopy will depend on the specific equipment used. Apply before tassel emergence. For further precautions and additional recommendations, refer to the appropriate tank mix partner's label.

ADJUVANTS

The adjuvant types listed below may be utilized with certain Glory tank mix combinations. Consult the tank mix recommendations section for the appropriate adjuvant and rate. Use of non-recommended adjuvants or rates may result in severe leaf burn, crop stunting, and/or stand reduction. Use only adjuvants which are exempt from tolerance requirements under 40 CFR 180.1001.

UAN (urea ammonium nitrate) is commonly referred to as 28, 30, or 32% N.

Ammonium sulfate (spray grade) may be used as alternative to UAN with certain tank mix combinations.

Non-ionic surfactants should contain at least 80% active ingredient.

DO NOT USE crop oil concentrate (COC) or any adjuvant containing vegetable or petroleum oils with any Glory tank mixtures as severe

leaf burn, crop stunting, and/or stand reduction may occur.

RAINFASTNESS

Glory will not reduce rainfastness of the recommended tank mix partners. Refer to the individual product labels for rainfastness recommendations.

SPRAYER CLEANUP

Refer to each tank mix partner's label and the Sprayer Cleanup section of the Glory label for specific instructions on cleaning spray equipment. Special attention should be given to the required cleanup procedures for 2,4-D, Banvel, Clarity, and Marksman.

SPECIAL PRECAUTIONS

1. Do not use on corn grown for seed, sweet corn, popcorn, or white corn.
2. Do not apply more than 0.25 pounds a.i. metribuzin (5 1/3 ounces Glory) per acre per use season.
3. Do not apply when field corn is under stress (see Stress statement below).
4. Do not use aerial applications if sensitive crops or plants are growing in the vicinity of the area to be treated.
5. Do not allow spray drift onto sensitive crops or plants.
6. Do not use on sand, loamy sand, or sandy loam soils that have less than 0.5% organic matter.
7. Do not use on sand or loamy sand soils in Washington, Oregon, or Idaho or crop injury may occur.
8. Observe all precautions and limitations on labeling of all products used in the tank mixtures.

Stress is any condition or combination of conditions which impairs normal crop growth. Weather, disease, insect damage, fertility, or other factors may cause stress. Applications made before or after the corn is under stress from these factors or from periods of prolonged cool, wet, and cloudy weather or widely fluctuating day and nighttime temperatures, may result in temporary leaf burn, yellowing, and/or stunting of the crop. Recovery from damage is generally rapid with no lasting effects on new growth. Under extreme stress, stand reductions may occur.

Feeding Restrictions: Field corn treated with Glory may be grazed or harvested for silage or grain 60 days after treatment. Follow the most restrictive preharvest interval on the labels of the products used in the tank mixtures.

TANK MIX COMBINATIONS

The Glory tank mixtures listed below can be utilized for control of certain annual broadleaf weeds.

GLORY POSTEMERGENCE BROADCAST RECOMMENDATIONS*		
PRODUCT	RATE	DIRECTIONS AND REMARKS*
Glory + 2,4-D Amine or 2,4-D LVE	2 oz./A + 1/2 to 1 pt./A ¹ or 1/3 to 1/2 pt./A ¹	Apply as a broadcast spray during the interval from corn emergence until corn is 8 inches tall. Apply only to varieties known to be tolerant to 2,4-D. DO NOT USE ADJUVANTS. 2,4-D may cause injury to nearby sensitive crops. 2,4-D applications may result in brittle corn stalks and winds or cultivation may cause stalk breakage. To reduce damage, delay cultivation 8 to 10 days after application.
Glory + Atrazine	2 oz./A + 1/2 to 1 1/2 lb. ai/A	Apply as a broadcast spray during the interval from corn emergence until corn is 12 inches tall. A non-ionic surfactant (1 qt./100 gal of spray solution) may be added to improve weed control. Atrazine is a restricted use herbicide. Follow all state and federal label recommendations and restrictions pertaining to atrazine applications.
Glory + Banvel or Clarity	2 oz./A oz./A + 1/2 to 1 pt./A or 1/2 to 1 pt./A	Apply as a broadcast spray during the interval from corn emergence through the five-leaf stage or when corn is 8 inches tall, whichever occurs first. For Banvel applications to corn greater than 8 inches in height, consult the Banvel label for use rates and restrictions. If growing conditions are dry and plants are stressed, addition of a non-ionic surfactant (1 qt./100 gal of spray solution) may improve weed control. For corn grown on coarse-textured soils, apply Banvel or Clarity at 0.5 pt./A, regardless of application method. Application may cause injury to nearby sensitive crops or plants. Application may result in temporary leaning of corn plants. Delay cultivation until plants return to normal growth patterns to avoid stalk breakage.
Glory + Basagran	2 oz./A + 1 pt./A	Apply as a broadcast spray after corn emergence but before corn exceeds 30 inches in height and the crop canopy closes the row. Adjuvants such as UAN (0.5 to 1 gal./A), ammonium sulfate (17 lbs./ 100 gal of spray solution), or non-ionic surfactant (1 qt./100 gal of spray solution) may improve weed control.

GLORY POSTEMERGENCE BROADCAST RECOMMENDATIONS*		
PRODUCT	RATE	DIRECTIONS AND REMARKS*
Glory + Buctril or Buctril Gel	1.6 to 2 oz./A + 1 pt./A or 1/2 pt./A	Apply as a broadcast spray when corn is in the fourth true leaf stage or later but before the crop canopy closes the row. DO NOT USE ADJUVANTS. Occasional temporary corn leaf burn may occur and is similar to that observed from liquid fertilizers. Recovery is generally rapid with no lasting effect. To reduce potential for crop damage, application should be made to dry corn foliage when weather conditions are not extreme.
Glory + Buctril + atrazine (Premix)	1.6 to 2 oz./A + 1 1/2 to 2 pt./A	Apply as a broadcast spray during the interval from corn emergence until corn is 12 inches tall. DO NOT USE ADJUVANTS. Occasional temporary corn leaf burn may occur and is similar to that observed from liquid fertilizers. Recovery is generally rapid with no lasting effect. To reduce potential for crop damage, application should be made to dry corn foliage when weather conditions are not extreme.
Glory + Laddok S-12	2 oz./A + 1.33 to 1.66 pt./A	Apply as a broadcast spray after corn emergence until the corn is 12 inches tall. Adjuvants such as UAN (0.5 to 1 gal./A) may increase weed control. Laddok S-12 contains atrazine and is a restricted use product. Follow all state and federal label recommendations and restrictions pertaining to atrazine.
Glory + Marksman	2 oz./A + 1 1/2 to 2 pt./A	Apply as a broadcast spray during the interval from corn emergence through the five-leaf stage or when corn is 8 inches tall, whichever occurs first. DO NOT USE ADJUVANTS. Application may cause injury to nearby sensitive crops or plants. Application may result in temporary leaning of corn plants. Delay cultivation until plants return to normal growth patterns to avoid stalk breakage. Marksman contains atrazine and is a restricted use product. Follow all state and federal label recommendations and restrictions pertaining to atrazine.

GLORY POSTEMERGENCE BROADCAST RECOMMENDATIONS*		
PRODUCT	RATE	DIRECTIONS AND REMARKS*
Glory + Pursuit	2 oz./A + 2 to 4 oz./A	Use only on designated IMI-Corn hybrids (hybrids which are resistant/tolerant to Pursuit). Apply the 4-ounce rate of Pursuit if grasses are present or broadleaf weeds are near the maximum heights shown. Apply in combination with a non-ionic surfactant (1 qt./100 gal of spray solution) and UAN (1 to 2 qt./A).
Glory + Resource	3 fl. oz./A + 4 to 6 fl. oz./A	Apply as a broadcast spray to field corn from 2-leaf through 10-leaf (visible leaf collars) stage. Adjuvants such as non-ionic surfactant (0.25% v/v), UAN (2% v/v) or ammonium sulfate (2.5 lbs./A) may increase weed control.

GLORY POSTEMERGENCE BROADCAST RECOMMENDATIONS*		
PRODUCT	RATE	DIRECTIONS AND REMARKS*
Glory + Tough	2 oz./A + 1 to 2 pt./A	Apply as a broadcast spray after corn emergence but before corn height exceeds 30 inches and the crop canopy closes the row. A non-ionic surfactant (1 qt./100 gal of spray solution) may be added to improve weed control. Use the higher rates of Tough as weeds approach the maximum height listed or are found in high density. Tough may improve control on triazine/ALS - resistant weeds.
* Consult the appropriate tank mix partner's label for additional recommendations or restrictions. The most restrictive labeling applies to tank mixes with Glory.		
¹ Application rate is based on, but not restricted to 4 pounds active ingredient per gallon of 2,4-D.		

WEEDS CONTROLLED-POSTEMERGENCE BROADCAST APPLICATION

These tank mixtures with Glory will control the following annual weeds up to the maximum weed heights listed:

Common weed Name	Glory +									
	Atrazine	Banvel/Clarity	Basagran	Buctril/Buctril + atrazine	2,4-D	Marksman	Pursuit	Laddok S-112	Resource	Tough
	MAXIMUM WEED HEIGHT IN INCHES*									
Amaranth, Palmer	4 ^a	4	2 ^a	4 ^a	4	4	8 ^b	6	4	4
Buckwheat, wild	3	3	3	3	2	3	2	3	4	
Buffalobur	4	4		4		4	1			
Burcucumber		4		4	2	4				4
Carpetweed	2	2	2	2	2	2		2	3	4
Cocklebur, common	8	8	8	8	8	8	8 ^b	8	3	6
Eclipta	3	3	3	3	3	3		3		3
Henbit	3	3	2	2	2	4	3	3		4
Horseweed/marestail	3	4	1	1	3	6		2	3	
Jimsonweed	5	5	6	5	5	5	5	6	3	5
Knotweed	6	6	6	4	2	6	4	6		4
Kochia	2 ^a	2	1 ^a	2 ^a	2 ^a	2	2	2 ^a		4
Ladysthumb	6	6	6	6	4	6	4	6	4	6
Lambsquarters, common	6 ^a	6	1	6	6	6	4	5	4	4
Lettuce, prickly	4	4		3	4	5		3		
Mallow, Venice	2	2	2	2	2	2	2	4		
Morningglory, entire leaf	3	3	1	3	3	3	2	2		

WEEDS CONTROLLED-POSTEMERGENCE BROADCAST APPLICATION

These tank mixtures with Glory will control the following annual weeds up to the maximum weed heights listed:

Common weed Name	Glory +									
	Atrazine	Banvel/ Clarity	Basagran	Buctril/ Buctril + atrazine	2,4-D	Marks- man	Pursuit	Laddok S-112	Resource	Tough
	MAXIMUM WEED HEIGHT IN INCHES*									
Morningglory, ivyleaf	3	3	1	3	3	3	2	2		
Morningglory, pitted	3	3	1	3	3	3	2	2		
Morningglory, tall	3	3	1	3	3	3	2	2		
Mustard, tansy	4	4	4	4	4	4	4	4		
Mustard, wild	4	4	4	4	4	4	4	4		4
Nightshade, black	6	6		6	1	6	3	1		4
Nightshade, eastern black	6	6		6	1	6	3	1		4
Pigweed, redroot	6 ^a	6	2 ^a	6 ^a	6	6	8 ^b	6 ^a	4	6
Pigweed, smooth	6 ^a	6	2 ^a	6 ^a	6	6	8 ^b	6 ^a	4	6
Poorjoe	3	3	3	3	3	3	3	3		
Purslane, common	1	3				4	1			3
Pusley, Florida	3	3	3	3	3	3		3	3	
Ragweed, common	5	5	3	5	5	6	3	4	3	
Ragweed, giant	4	5	2	4	3	6	4	4		
Sicklepod	3	3	3	3	3	3	3	3		2
Sida, prickly	1	1	3	1	1	2	1	2	2	1
Smartweed, Pennsylv- ania	6	6	6	6	4	6	4	6	4	
Sunflower, common	6	6	6	6	6	6	5	6		5
Thistle, Russian	1	3		3	1	3	1	1		3
Velvetleaf	6 ^a	6	6	6	4	6	5	6	6	
Waterhemp, spp.	5 ^a	5	2 ^a	5 ^a	5	5	4 ^b	2 ^a	4	5

* When weeds are approaching the maximum height listed or found in high densities, use the higher rate of Glory and the selected tank mix partners.

^a These treatments will not control triazine-resistant biotypes.

^b These treatments will not control ALS-resistant biotypes.

GLORY POSTDIRECTED RECOMMENDATIONS

PRODUCT	RATE	DIRECTIONS AND REMARKS*
Glory + 2,4-D Amine or 2,4-D LVE	2 to 3 oz./A + 3/4 to 1 1/2 pt./A ¹ or 1/2 to 3/4 pt./A ¹	For corn greater than 8-inches tall, apply as a directed spray with drop nozzles before tassel emergence. Apply only to varieties known to be tolerant to 2,4-D. DO NOT USE ADJUVANTS. 2,4-D may cause injury to nearby sensitive crops. 2,4-D applications may result in brittle corn stalks and winds or cultivation may cause stalk breakage. To reduce damage, delay cultivation 8 to 10 days after application.
Glory + Banvel	2 to 3 oz./A + 1/2 pt./A	For corn 8- to 36-inches tall, apply as a directed spray with drop nozzles. Application may be made up to 15 days prior to corn tasseling. If growing conditions are dry and plants are stressed, addition of a non-ionic surfactant (1 qt./100 gal of spray solution) may improve weed control. For corn grown on coarse-textured soils, apply Banvel at 0.5 pt./acre, regardless of application method. Application may cause injury to nearby sensitive crops or plants. Application may result in temporary leaning of corn plants. Delay cultivation until plants return to normal growth patterns to avoid stalk breakage.
Glory + Buctril or Buctril Gel	2 to 3 oz./A + 1 to 1 1/2 pt./A or 1/2 to 3/4 pt./A	Apply as a directed spray with drop nozzles before tassel emergence. DO NOT USE ADJUVANTS. Occasional temporary corn leaf burn may occur and is similar to that observed from liquid fertilizers. Recovery is generally rapid with no lasting effect. To reduce potential for crop damage, application should be made to dry corn foliage when weather conditions are not extreme.
Glory + Scorpion III	3 to 4 1/2 fl. oz./A + 4 oz./A	For corn 8 - to 24 - inches tall, apply as a directed spray with drop nozzles. Include nonionic surfactant (1 qt./100 gal) plus UAN (2.5 gal./100 gal) for optimum weed control.

*Consult the appropriate tank mix partner's label for additional recommendations or restrictions. The most restrictive labeling applies to tank mixes with Glory.

¹Application rate is based on but not restricted to 4 pounds active ingredient per gallon of 2,4-D.

WEEDS CONTROLLED-POSTDIRECTED APPLICATION

These tank mixtures with Glory will control the following annual weeds up to the maximum weed heights listed:

COMMON WEED NAME	Glory +			
	2,4-D	Banvel	Buctril	Scorpion III
	MAXIMUM WEED HEIGHT IN INCHES*			
Amaranth, Palmer	12	12	6	8
Cocklebur, common	12	12	12	15
Jimsonweed	12	10	10	8
Ladysthumb	6	8	6	6
Lambsquarters, common	12	12	10	12
Morningglory, entire leaf	18	18	6	12
Morningglory, ivyleaf	18	18	6	12
Morningglory, pitted	18	18	6	12
Morningglory, tall	18	18	6	12
Nightshade, black	10	8	8	6
Nightshade, eastern black	10	8	8	6
Pigweed, redroot	12	12	6	8
Pigweed, smooth	12	12	6	8
Ragweed, common	8	8	8	10
Ragweed, giant	12	12	8	15
Smartweed, Pennsylvania	6	8	6	6
Sunflower, common	12	12	12	12
Velvetleaf	10	8	8	8
Waterhemp tall, spp.	12	12	6	8

* When weeds are approaching the maximum height listed or found in high densities, use the higher rate of Glory and the selected tank mix partners.

PERENNIAL WEED SUPPRESSION

The following Glory tank mixtures will provide top growth burndown and in season suppression of the following perennial weeds; however, regrowth may occur. For the best performance on these weeds, use the maximum rates of Glory, Banvel, Buctril, Buctril + atrazine, Clarity, Marksman, 2,4-D LVE, or Pursuit recommended for these tank mixtures.

Glory + Banvel or Clarity

Bindweed, field; Dandelion, common; Dock, curly; Smartweed, swamp; Thistle, Canada

Glory + Buctril or Buctril + atrazine

Thistle, Canada

Glory + 2,4-D LVE

Bindweed, field; Dandelion, common; Dock, curly; Smartweed, swamp; Thistle, Canada.

Glory + Marksman

Bindweed, field; Dandelion, common; Dock, curly; Smartweed, swamp; Thistle, Canada.

Glory + Pursuit

Thistle, Canada

PREPLANT AND PREEMERGENCE

Illinois, Indiana, Iowa, Kansas, Kentucky, Michigan, Minnesota, Missouri, Nebraska, Ohio, South Dakota, and Wisconsin

Glory is recommended for additional residual control of certain broadleaf weed species in corn when applied as a tank mix combination with both grass and broadleaf herbicides registered and recommended for use in field corn. Glory can be tank mixed with recommended rates of the following herbicides:

Alachlor	Dual	Prowl
Atrazine	Dual II	Pursuit Plus*
Banvel	Frontier	Pursuit*
Bicep	Guardsman	Ramrod
Bicep II	Harness Extra	Ramrod/atrazine
Bicep Lite	Lariat	Simazine
Bladex	Linex	Surpass
Broadstrike + Dual	Linuron	Surpass 100
Broadstrike Plus	Lorox	Topnotch
Bullet	Marksman	
Clarity	Pentagon	

* Use only on Pursuit resistant/tolerant corn hybrids (IMI corn).

APPLICATION: Glory may be applied to field corn preplant without incorporation up to 30 days prior to planting or preemergence. Applications may be made by either ground or aerial equipment. For tank mixes, follow the most restrictive application methods of all products used.

SPECIAL PRECAUTIONS:

- Do not apply more than 5 1/3 ounces Glory (0.25 pound active ingredient) per acre per growing season.
- Do not apply on soils having pH 7.0 or greater.
- Corn seed should be planted a minimum of 1 1/2 inches deep.
- Glory may only be used in hybrid seed corn production fields if both inbred parents are known to be tolerant to Glory.
- Not recommended for use on muck soils as reduced weed control may result.
- Observe all precautions and limitations on labeling of all products used in tank mixes.

Feeding Restrictions: Corn treated with Glory may be harvested for silage or grain 60 days after treatment. For tank mixes, follow the most restrictive preharvest interval of all products used.

Weeds Controlled: Glory will aid in the residual preemergence control of the following weed species when tank mixed with other registered grass and/or broadleaf corn herbicides:

Horseweed/marestail	Pigweed spp.	Sunflower
Ladysthumb	Ragweed, common	Velvetleaf
Lambsquarters, common	Smartweed, Pennsylvania	Waterhemp, tall

* For control of emerged weeds refer to the BURNDOWN WEED CONTROL section of the Glory label.

GLORY FIELD CORN RATE RECOMMENDATIONS

States		Application Timing	Glory Oz./A
Iowa	Nebraska	Preplant	2 to 5 1/3
Kansas	South Dakota	(0 to 30 days)	
Missouri		Preemergence	
Illinois	Minnesota	Preplant	2 to 5 1/3
Indiana	Ohio	(10 to 30 days)	
Kentucky	Wisconsin	Preplant	2 to 4
Michigan		(0 to 9 days)	
		Preemergence	

REMARKS: Apply as a broadcast spray prior to corn emergence from the soil. Do not apply Glory on coarse textured soils with less than 1.5% organic matter. Do not apply more than 4 oz. Glory per acre on soils with less than 2.0% organic matter. For heavy weed infestations and/or early preplant applications, use the higher rates of Glory.

Consult the label of herbicide tank mix partners to determine proper use rates for the other product(s).

SWEET CORN

PREPLANT AND PREEMERGENCE APPLICATIONS

Illinois, Indiana, Iowa, Kansas, Kentucky, Michigan, Minnesota, Missouri, Nebraska, Ohio, South Dakota, and Wisconsin

Glory is recommended for additional residual weed control of certain broadleaf weed species when applied in combination with other broadleaf and/or grass herbicides as a tank mixture. All products used must be labeled for use on sweet corn. The most restrictive restrictions and precautions of all the products used must be observed. Use only labeled rates and methods of applications.

Tank Mixtures: Glory can be tank mixed with the products containing one or more of the following herbicides: 2,4-D, alachlor, atrazine, glyphosate, linuron, metolachlor, metribuzin, paraquat, and pendimethalin.

Weeds Controlled: Refer to the PREPLANT AND PREEMERGENCE

APPLICATION- FIELD CORN section of this label for a list of weeds controlled by Glory when applied before weed emergence. Use recommended adjuvants when emerged weeds are present. Refer to the BURNDOWN WEED CONTROL- FIELD CORN section for a list of weeds controlled and weed height restrictions.

Sequential Applications: Sequential applications of all herbicides containing metribuzin (the active ingredient in Glory) are subject to a limitation of not more than 0.25 pounds a.i. of metribuzin (5 1/3 ounces of Glory) per acre of corn per use season. There are no other specific restrictions on sequential applications due to the application of Glory.

SPECIAL PRECAUTIONS:

1. Do not apply more than a total of 5 1/3 ounces Glory (0.25 pounds metribuzin) per acre per growing season.
2. Do not apply preplant or preemergence on soils having a pH of 7.0 or greater.
3. Corn seed should be planted a minimum of 1 1/2 inches deep.
4. Glory may only be used in hybrid seed production fields, if both inbred parents are known to be tolerant to Glory.
5. Reduced residual weed control may result when used on organic soils. For this reason, residual weed control is not claimed on organic soils.
6. Observe all precautions and limitations on labeling of all products used in tank mixtures.

Feeding Restrictions: Grain, forage, and processing waste may be fed to livestock if harvested at least 60 days after the last application of Glory.

Sensitive Sweet corn Hybrids: Make applications only to hybrids that have established tolerance to the application planned.

Application Methods and Timing: Glory can be applied preplant surface or preemergence as a broadcast or band application in water, fluid fertilizer, or impregnated on dry fertilizer. Ground or aerial equipment may be used. See DIRECTIONS FOR USE section of this label for directions.

Application Rate Recommendations: Refer to the DIRECTIONS FOR USE section of this label for definitions of SOIL TEXTURE GROUP and other information that applies to all applications. Use the lowest rate of the recommended rate range on soils with the lowest percent clay and organic matter for the group and progressively higher rate for increased clay and organic matter content. The clay content is at least twice as important as organic matter when adjusting rates. Rates will vary based on local conditions.

SOIL TEXTURE GROUP	SOIL ORGANIC MATTER CONTENT	
	1.6% to 2.9%	3.0% or More
All Sand Soils	DO NOT USE	
Coarse	1.6 to 2.4 oz./A	2.5 to 2.8 oz./A
Medium	3 to 3.3 oz./A	3.2 to 3.7 oz./A
Fine	3.6 to 4.0 oz./A	3.6 to 4.4 oz./A

For early preplant application more than 9 days before planting and fields with at least 30% crop residue on the soil surface at application, the application rate may be increased 1 oz./A, but not to exceed 5 1/3 oz./A.

For band applications use proportionally less per planted acre. See DIRECTIONS FOR USE section of this label.

GARBANZO BEANS (Chickpeas)

California, Idaho, Oregon, and Washington

Special Conditions of Sale for Use on Garbanzo Beans (Chickpeas): The following directions for use were developed under the direction of IR-4 (government minor crops use program). As such the testing was done independently from the testing program of ADAMA. Buyer is advised that ADAMA makes no assurances regarding satisfaction with the product and that all risks of crop injury or product performance are assumed by the Buyer.

Glory herbicide is recommended as a preemergence application for the suppression of certain broadleaf weeds in garbanzo beans.

WEEDS SUPPRESSED*	
Common Chickweed	Henbit
Common Lambsquarters	Pigweed
Dog Fennel (Mayweed)	Shepherdspurse
Field Pennycress	Wild Mustard

*Suppression is a reduction in weed size and growth compared to a non-treated area in the same field. Glory used alone will not control triazine-resistant weed species.

RECOMMENDED APPLICATIONS	
CROP	Glory Lb./Acre
Garbanzo beans	1/3 to 1/2
	Apply specified dosage in a single preemergence application using 10 to 40 gallons of water per acre with ground spray equipment. Apply before or after planting but before crop emergence. Thorough incorporation, either by rainfall or by mechanical means, is essential for weed suppression. Under dry conditions, incorporate Glory into the top 1 to 2 inches of soil with spike harrows or similar shallow incorporation equipment, then cross harrow to insure uniform soil incorporation. Where soil surface is moist at the time of application and rain follows before weed emergence, a broadcast application should provide adequate weed suppression. Use on coarse-textured soils, sandy soils, or any soil with less than 1.5% organic matter will likely cause crop injury. Use the higher rate on fine-textured soils (high in clay or organic matter) and in fields with a history of high weed populations.

SPECIAL PRECAUTIONS: Crop injury may result if crop is under stress conditions caused by cold weather, poor soil fertility, disease, or insect damage.

Crop injury may result if application is followed by heavy rain. Avoid application of more than 1/2 inch of irrigation within one month after application of Glory or crop injury may occur.

Do not use on clay knobs of poorly covered subsoils.

Do not apply preemergence on shallow seedings less than 2 inches deep.

Do not graze or feed treated vines to livestock within 40 days after application.

Maintain continuous spray tank agitation to keep material in suspension. Avoid overlapping of spray swaths and shut off spray booms while turning, slowing, or stopping, or crop injury will occur.

NOTE: This treatment may cause some chlorosis or minor necrosis. Because garbanzo bean varieties may vary in their susceptibility to Glory, determine crop tolerance prior to adoption as a field scale practice to prevent possible injury.

LENTILS AND PEAS

Idaho, Oregon, Washington, Montana, and North Dakota

Glory herbicide is recommended as a preemergence and postemergence application for the suppression of certain broadleaf weeds in lentils and peas.

WEEDS SUPPRESSED*	
Common Chickweed**	Henbit**
Lambsquarters	Corn Spurry
Dog Fennel	Redroot Pigweed
Shepherdspurse**	Pennsylvania Smartweed
Field Pennygrass	Pineapple Weed
Wild Mustard	Prostrate Knotweed
*Suppression is a reduction in weed size and growth compared to a non-treated area in the same field. Glory used alone will not control triazine-resistant weed species.	
** Preemergence application only.	

PREEMERGENCE APPLICATION: Make a single preemergence application of Glory at 1/4 to 1/2 lb. per acre per crop year. Apply in 10 or more gallons of water per acre with ground spray equipment or 5 or more gallons of water per acre with aerial spray equipment. Apply Glory before or after planting. Thorough incorporation either by rainfall or by mechanical means is essential for weed suppression. Under dry conditions, incorporate Glory into the top 1 to 2 inches of soil with spike harrows or similar shallow incorporation equipment, then cross harrow to insure uniform soil incorporation. Where soil surface is moist at the time of application and rain follows before weed emergence, a broadcast application should provide adequate weed suppression.

Use the higher rate on fine-textured soils (high in clay or organic matter) and in fields with a history of high weed populations.

Glory may be applied pre- or post-plant incorporated as a tank mix combination with Fargo 4 EC. Follow the DIRECTIONS FOR USE statements on both product labels.

POSTEMERGENCE APPLICATION: One postemergence application may be made per season. Use 1/6 to 1/3 lb. of Glory per acre on lentils and spring peas. On winter peas, use 1/4 to 1/3 lb. of Glory per acre. For suppression of dog fennel, use 1/3 lb. Glory per acre. Apply specified dosage in 20 or more gallons of water per acre with ground spray equipment or 5 or more gallons of water per acre with aerial spray equipment. Do not exceed 40 psi with ground spray equipment. Apply as a broadcast spray when weeds are small (less than 2 inches in height or diameter) and before crop is 6 inches tall.

Temporary chlorosis of the crop may occur. There is an added risk of crop injury if a postemergence application is made following a previous preemergence or post plant incorporated Glory application.

Do not apply over very moist soils or wet crop foliage. Do not apply postemergence application within 3 days after periods of cool, wet, or cloudy weather or crop injury may occur.

Do not apply within 24 hours of treatment with other pesticides.

SPECIAL PRECAUTIONS (All Applications): Do not apply more than 2/3 lb. Glory per acre per year. Crop injury may result if crop is under stress conditions caused by cold weather, low fertility, disease, or insect damage.

Crop injury may also result if application is followed by heavy rain.

Do not use on coarse-textured soils, sandy soils, or soils with less than 1.5% organic matter.

Do not apply to ESTIN lentils.

Do not use on clay knobs or poorly covered subsoils.

Do not apply on shallow seedings less than 2 inches deep (preemergence only).

Do not apply within 50 days of harvest of peas or within 75 days of harvest of lentils. Do not graze or feed treated vines to livestock within 40 days after application.

Do not rotate any crop not listed on this label for 18 months following application of Glory. Refer to Crop Rotation Restrictions section of this label for more information.

Maintain continuous spray tank agitation to keep material in suspension. Avoid overlapping and shut off spray booms while turning, slowing, or stopping, or crop injury will occur.

NOTE: This treatment may cause some chlorosis or minor necrosis. Because lentil and pea varieties may vary in their susceptibility to Glory, determining crop tolerance prior to adoption as a field scale practice is suggested to prevent possible injury.

For additional precautions, restrictions, limitations, and sprayer clean-up information, refer to the appropriate sections of this label.

SUGARCANE-Hawaii Only

Glory, a selective herbicide, is effective as a preemergence and an early postemergence broadcast application for control of certain grass and broadleaf weeds. When applied as a spot treatment, it also provides excellent control of perennial grasses and broadleaves.

Ground Application: Glory should be mixed by filling the spray tank half full of clean water. Then add the recommended amount of Glory to suit the total tank capacity and the rate of application per acre (preferably 25 to 35 gallons per acre). Complete filling the tank and

maintain sufficient agitation during mixing and spraying to ensure a uniform spray mixture.

Aerial Application: Glory is recommended for use in aerial spray equipment as a preemergence or postemergence application to irrigated sugarcane. Aerial spray equipment should be calibrated to apply the proper amount of Glory in 5 to 10 gallons of spray mixture per acre.

For aerial and chemigation application methods on sugarcane the maximum application rate is 2 2/3 lb. Glory/acre.

To assure that spray will not adversely affect adjacent sensitive non-target plants, apply this product by aircraft at a minimum upwind distance of 400 ft from sensitive plants.

Glory applied preemergence or postemergence to the sugarcane as a broadcast spray or spot treatment will effectively control the following when weeds are less than 3 inches in height.

WEEDS CONTROLLED IN IRRIGATED AND NON-IRRIGATED SUGARCANE	
Broadleaves Amaranth, spiny (<i>Amaranthus spinosus</i>) Euphorbia, wild (<i>Euphorbia</i> spp.) Fireweed (<i>Erechtites hieracifolius</i>) Floras paintbrush (<i>Emilis sonochifolia</i>) Spurge, Garden (<i>Euphorbia hirta</i>) Spurge, Graceful (<i>Euphorbia glomerifera</i>)	Grasses Crabgrass (<i>Digitaria</i> spp.) Guineagrass (<i>Panicum maximum</i>) Plushgrass (<i>Chloris radiata</i>) Ricegrass (<i>Oryzopsis humenoides</i>) Wiregrass (<i>Eleusine indica</i>)
WEEDS CONTROLLED IN IRRIGATED SUGARCANE ONLY	
Broadleaves Amaranth, Spleen (<i>Amaranthus dubius</i>) Haale Koa (<i>Leucaena leucocephata</i>) Hialoa (<i>Waltheris Americana</i>) Hilahila (<i>Mimosa pudica</i>) Purslane, common (<i>Portulaca oleracea</i>) Rattlepod (<i>Crotalaria spectabilis</i>)	Grasses Alexandergoass (<i>Brachiaria plantaginea</i>) Bristly foxtail (<i>Setaria verticillata</i>)
WEEDS CONTROLLED IN NON-IRRIGATED SUGARCANE ONLY	
Broadleaves Ageratum (<i>Ageratum conyzoides</i>) Richardia (<i>Richardia brasiliensis</i>) Tarweed (<i>Cuphea carthagenensis</i>)	

SUGARCANE (HAWAII ONLY) RECOMMENDED BROADCAST APPLICATIONS	
GLORY (Lb./Acre)	REMARKS
2 2/3 to 5 1/3 (Non-irrigated)	Preemergence (Irrigated and non-irrigated sugarcane): Apply specified dosage per acre as a broadcast spray to the soil surface. Applications should be made within two weeks after planting prior to cane emergence or shortly after emergence (spike stage). OR Early Postemergence (Irrigated and non-irrigated sugarcane): Apply specified dosage per acre as a broadcast spray over the cane. Application may be delayed as long as 4 to 6 weeks after planting provided weeds are less than 3 inches in height.
2 2/3 to 5 1/3	OR Postemergence: Apply specified dosage per acre as a broadcast spray to control weeds prior to "close in" time when cane shades out the weed growth.
3 1/3 to 6 2/3	Spot Treatment: Apply specified dosage in 30 to 50 gallons of finished spray per acre. Spot treatments may be used to control weeds in missed areas, corners of fields, or areas of hard to control weeds.
NOTE: Do not apply more than 10 2/3 lb. of Glory (8 lb. active ingredient) per acre per crop cycle regardless of the method of application. The last application may be made up to 17 months of harvest.	

SPECIAL PRECAUTIONS: Do not use treated foliage for feed or forage.

SUGARCANE-Louisiana and Texas Only	
Preemergence and postemergence applications of Glory with aerial or ground spray equipment are recommended for control of the following weeds in sugarcane in Louisiana and Texas:	
Broadleaves Amaranth, spiny (<i>Amaranthus spinosus</i>) Bindweed, Field (<i>Convolvulus arvensis</i>) Chickweed (<i>Cerastium vulgatum</i>) Henbit (<i>Lamium amplexicaule</i>) Lambquarters (<i>Chenopodium album</i>) London rocket (<i>Sisymbrium irio</i>) Marestail (<i>Conyza Canadensis</i>) Mustard, Wild (<i>Brassica kaber</i>) Pigweeds (<i>Amaranthus</i> spp.) Purslane (<i>Portulaca oleracea</i>) Sowthistle (<i>Sonchus</i> spp.)	Grasses Broadleaf Signalgrass (<i>Brachiaria platyphylla</i>) Crabgrass (<i>Digitaria</i> spp.) Foxtails (<i>Setaria</i> spp.) Johnsongrass, Seedling (<i>Sorghum halepense</i>) Oats, Winter (<i>Avena</i> spp.)

SUGARCANE-RECOMMENDED APPLICATIONS-Louisiana and Texas Only	
Glory Lb./Acre	Remarks
2 to 4	Broadcast: Apply specified dosage per acre using 20 to 30 gallons of water with ground equipment or 5 gallons of water with aircraft spray equipment. Apply as a broadcast spray during the Fall after planting or to the stubble after harvest. Make a second application early in the Spring.
1 to 2	Band: Apply specified dosage in 10 to 20 gallons of water per acre in a 30 to 36 inch band over the row during the Fall after planting or to the stubble after harvest. Make a second application early in the Spring.

SPECIAL PRECAUTIONS (Louisiana and Texas only): Do not use treated foliage for feed or forage. Use the higher rate on heavy clay soil and soil with a high percentage of organic matter. If necessary, a third application may be made in late spring at lay-by. Do not apply within 60 days of harvest.

SUGARCANE-Florida Only	
Postemergence over-the-top or directed spray applications of Glory are recommended for the control of the following weeds in sugarcane in Florida.	
Broadleaves	Grasses
Amaranth, spiny (seedling) (<i>Amaranthus spinosus</i>)	*Crabgrass, large (<i>Digitaria sanguinalis</i>)
Butlerweed (Cressleaf groundsel) (<i>Senecio glabellus</i>)	Foxtail, bristlegrass (<i>Setaria magna</i>)
Cudweed (<i>Gnaphalium</i> spp.)	Goosegrass (<i>Elyusine indica</i>)
Purslane (<i>Portulaca oleracea</i>)	Panicum, broadleaf (<i>Panicum adspersum</i>)
	Signalgrass, broadleaf (<i>Brachiaria platyphylla</i>)

Avoid spray overlaps or variations in application speed that may result in insufficient or excessive rates of application.

TOMATOES

Apply Glory herbicide with ground equipment to seeded and transplanted tomatoes as specified below under RECOMMENDED APPLICATIONS.

Aerial application is prohibited.

For effective control of grasses and broadleaf weeds with postemergence applications, apply Glory before weeds are 1-inch tall. Thorough spray coverage on weed foliage is essential for adequate control with postemergence applications.

RECOMMENDED APPLICATIONS	
Glory Lb./Acre	Remarks
1 1/3 to 2 2/3	Ground Application: Glory may be used in one or two applications with a minimum of 14 days between each application. Apply when weeds are less than 6 inches tall in 10 to 40 gallons of spray mixture per acre. Postemergence Broadcast or Band: Apply over-the-top of stubble or plant cane while sugarcane is less than 14 inches tall. Postemergence Directed Spray: Apply to sugarcane that is a minimum of 14 inches tall and before row closing.
1 1/3 to 2	Aerial Application: Apply when weeds are less than 4 inches tall in 5 to 10 gallons of spray mixture per acre. Apply to stubble or plant cane while the sugarcane is less than 14 inches tall.

GLORY PLUS ATRAZINE TANK MIX: Glory may be used with atrazine as a preemergence or postemergence (before row closing) application to sugarcane. Rates for Glory are 1 to 2 2/3 lb./acre and atrazine 80% WP (4L) are 2 1/2 to 5 lb./acre (2 to 4 qt./acre). For additional information on precautions, instructions, limitations, application, and weeds controlled, refer to this label and the atrazine label.

SPECIAL PRECAUTIONS (Florida Only): Do not use more than 2 2/3 lb. per acre in a single growing season. Do not use on sand soils.

Spray contact with sugarcane foliage may result in minor leaf margin chlorosis and/or necrosis.

Do not apply within 60 days of harvest. Do not use treated crop for feed or forage.

Do not use air blast or other high pressure spray equipment to make postemergence applications of Glory. Refer to the appropriate section of the label for additional information regarding spray equipment, dilution rates, mixing, sprayer cleanup, restrictions, container disposal, and cautions.

For specific application information see the GENERAL INFORMATION section in the front of this label.

WEEDS CONTROLLED	
PREPLANT INCORPORATED APPLICATIONS TRANSPLANT TOMATOES ONLY	
Broadcast Sprays- 1/3 to 2/3 lb. Glory/Acre	
Broadleaves	Grasses
Galinsoya (<i>Galinsoya</i> spp.)	*Goosegrass (<i>Elyusine indica</i>)
Lambsquarters (<i>Chenopodium album</i>)	
*Pigweed, Redroot (<i>Amaranthus retroflexus</i>)	
*Purslane, Common (<i>Portulaca oleracea</i>)	
Preplant incorporated applications applied as directed will suppress foxtails, panicums, and barnyardgrass.	
Glory/Trifluralin Tank Mix: This tank mix combination applied preplant incorporated as directed on this label will control the weeds listed above plus those weeds listed on the trifluralin label.	
*For optimum control of these weeds, use the highest rate recommended on the label for the type of application to be made. Repeat postemergence applications may be needed for best control. Postemergence applications as directed on this label will suppress barnyardgrass and crabgrass when these weeds are less than 1-inch tall.	

WEEDS CONTROLLED	
POSTEMERGENCE APPLICATIONS - ESTABLISHED TOMATOES	
For effective control of weeds with postemergence applications, apply Glory before weeds are 1-inch tall.	
Broadcast Sprays- 1/3 to 2/3 lb. Glory/Acre	Directed Sprays- 2/3 to 1 1/3 lb. Glory/Acre
Broadleaves Carpetweed (<i>Molluga verticillata</i>) Fumitory (<i>Fumaria officinalis</i>) Galinsoga (<i>Galinsoga</i> spp.) *Jimsonweed (<i>Datura stramonium</i>) *Ladysthumb (<i>Polygonum persicaria</i>) Lambsquarters (<i>Chenopodium album</i>) Mustard, Wild (<i>Brasica kaber</i>) Pigweeds (<i>Amaranthus</i> spp.) Purslane (<i>Portulaca oleracea</i>) *Ragweed, common (<i>Ambrosia artemisiifolia</i>) *Smartweed, Pennsylvania (<i>Polygonum pennsylvanicum</i>) Toadflax (<i>Linaria</i> spp.) *Velvetleaf (<i>Abutilon theophrasti</i>)	Grasses *Foxtail, Yellow (<i>Setaria glauca</i>) Goosegrass (<i>Elyusine indica</i>) Plus Weeds Listed Under Broadcast Sprays
*For optimum control of these weeds, use the highest rate recommended on the label for the type of application to be made. Repeat postemergence applications may be needed for best control. Postemergence applications as directed on this label will suppress barnyardgrass and crabgrass when these weeds are less than 1-inch tall.	

RECOMMENDED BROADCAST APPLICATIONS FOR TOMATOES	
Glory *Lb./Acre	Remarks
1/3 to 2/3	Preplant Incorporated-Transplant Tomatoes Only: Apply specified dosage in 10 or more gallons of water per acre as a broadcast spray to the soil surface immediately before transplanting. Incorporate to a depth of 2 to 4 inches with equipment capable of uniformly mixing the chemical into the soil. This application may be made alone or in a tank mix combination with trifluralin. When transplanting tomatoes, place the root system of the plants below the herbicide incorporation zone or injury may occur. Refer to the trifluralin label for specific rate of application and for additional precautions and restrictions for tomatoes.
1/3 to 2/3	Postemergence Broadcast Spray-Established Tomatoes: Apply specified dosage in 20 or more gallons of water per acre as a broadcast spray or apply in ¼ to ¾ inch of water (use ¼ to ½ inch of water on sandy soils) per acre as a continuous injection in center pivot and lateral move systems or apply in the last 15 to 30 minutes of set in permanent solid set sprinkler systems. One or more applications may be applied per use season. Allow at least 14 days between applications or severe crop injury may occur. For transplanted tomatoes, do not apply until transplants have recovered from transplant shock and new growth is evident. Do not apply to tomatoes within 24 hours of application of other pesticides. Do not tank mix with other pesticides. (See SPECIAL PRECAUTIONS below.)
2/3 to 1 1/3	Postemergence Directed Spray-Established tomatoes: Apply specified dosage in 20 or more gallons of water per acre as a directed spray. One or more applications may be applied per use season. Allow at least 14 days between applications or severe crop injury may occur. Avoid contacting tomato foliage with spray. This method of treatment is recommended for use in fields with a history of severe weed pressure or in fields infested with hard-to-control weeds. For transplanted tomatoes, do not apply until transplants have recovered from transplant shock and new growth is evident. Do not apply to tomatoes within 24 hours of application of other pesticides. (See SPECIAL PRECAUTIONS below.) When banding, see the appropriate section in the front of this label.
*Use the higher rate in fields with a history of severe weed pressure and for maximum residual weed control.	

SPECIAL PRECAUTIONS (Tomatoes): Do not apply more than a total of 1 1/3 lb. Glory per crop season. Do not apply the total amount of 1 1/3 lb. Glory within a time span of less than 35 days except in the case of directed sprays.

Allow at least 14 days between applications regardless of dosage or method of application or severe crop injury may occur.

Do not apply within 7 days of harvest.

Do not apply within 3 days after periods of cool, wet, or cloudy weather or crop injury will occur.

Do not use hot caps on tomatoes within 7 days before or at any time after application of Glory. Do not treat seeded tomatoes until plants have reached the 5- to 6-leaf stage or severe crop injury may occur.

Crop injury or delayed maturity may result from broadcast or directed spray applications if tomatoes are growing under stress conditions such as periods of drought or cool, wet, and cloudy weather preceding application.

For newly introduced tomato varieties with unknown tolerance to Glory, treat only a small area to determine if Glory can be used without injury to the crop.

DO NOT USE GLORY ON TOMATOES IN KERN COUNTY, CALIFORNIA.

TOMATOES (CALIFORNIA ONLY)

Apply Glory as a ground application for chemical fallow on fields to be planted with tomatoes. Refer to the appropriate section of this product label for additional information regarding spray equipment, mixing, sprayer cleanup, restrictions, container disposal and cautions. Do not apply this product through any type of irrigation system. Aerial application is prohibited.

WEEDS CONTROLLED: Common chickweed, Lambsquarters, London rocket, Purslane, Redroot pigweed, Shepherdspurse, Wild mustard

APPLICATION INSTRUCTIONS	
DOSAGE	2/3 to 1 lb
BROADCAST SPRAY: Use lower rate on soils with 1/2 to 2% organic matter and higher rates on soils with more than 2% organic matter. Apply specified dosage per acre by ground equipment using a minimum of 10 gallons of water per acre. One fallow application may be made up to 90 days prior to planting. At least 2 inches of rain or equivalent irrigation are required between application and planting. Additional cultivation may be required for weed control and seed bed preparation prior to planting.	

SPECIAL PRECAUTIONS:

Applications should not be made when weather conditions favor spray drift especially in areas where sensitive crops are growing in adjacent fields, or injury may occur. Light soils, alkaline soils or water, soil high in soluble salts, cold germination and/or growing conditions and interaction with other herbicides may harm tomatoes and require lower rates or longer preplant intervals.

Apply with properly calibrated equipment to assure uniform coverage of soil. Spray booms must be shut off while starting, turning, slowing or stopping, or crop injury may result. Do not overlap spray applications. Continuous agitation is required in the spray tank to keep material in suspension. Avoid land-planning, leveling etc., between Glory application and planting as concentrating treated soil may cause injury.

Do not apply more than a total of 2/3 pound of Glory or 1 pint of METRI 4F as a broadcast or directed spray on established tomatoes following the application of Glory as a chemical fallow spray. Observe all precautions contained in the EPA registered label for use on tomatoes when making such applications.

DO NOT USE GLORY ON TOMATOES IN KERN COUNTY, CALIFORNIA.

CEREALS-Spring and Winter Barley and Winter Wheat

Glory herbicide is recommended for control or suppression of certain grasses and broadleaf weeds when applied postemergence to spring and winter barley or winter wheat. Glory alone and several tank mixture treatments are recommended for use in the following states: AR, GA, ID, IL, IN, KS, KY, LA, MS, MO, MT, NV, OH, OK, OR, TN, TX, UT, WA.

Mixing: See the GENERAL INFORMATION section of this label for specific mixing procedures. When tank mixing, carefully follow the instructions on this label. Refer to the other product labels registered for use in barley and winter wheat for additional use directions, rates, weeds controlled, and restrictions.

Application: Glory may be applied by aerial or ground application equipment. Use a minimum spray volume of 2 GPA by air and 10 GPA by ground. Uniform spray coverage is necessary to obtain optimum weed control and to minimize potential for crop injury. Do not exceed rate specified on this label. Do not apply Glory through any type of irrigation equipment. Apply Glory when the crop is healthy and actively growing. Glory may be applied more than once per crop season. Allow a minimum of 21 days between applications if wheat is actively growing or allow 45 days between applications if wheat is growing in adverse conditions, has entered dormancy, or is stressed due to frost damage, disease, drought, or excessive moisture. Do not

use on soils containing less than 0.75% organic matter. Do not apply more than a total of 10.66 ounces Glory (8 ounces active ingredient) per acre per year. On irrigated cereals, do not apply more than 0.5 inch of water for the first irrigation. The maximum amount for each additional irrigation should not exceed 1 inch. Allow a minimum of 14 days between the first irrigation and subsequent irrigations.

Performance Factors: Weed control may not be observed for 2 to 4 weeks under normal growth conditions and for 4 to 6 weeks under very dry conditions. Moisture (at least 1/2 inch) is required within 2 to 3 weeks after application to move Glory into the weed root zone. Lack of adequate moisture after application may result in poor or erratic weed control. Control or suppression of listed weeds is dependent on weed size at time of application. Control or suppression may be reduced if broadleaf weeds are taller than 1 inch or grasses have more than 2 leaves.

Tank mixtures: Glory may be tank mixed with Ally, Amber, Finesse, Glean FC, Harmony Extra, 2,4-D, MCPA, Igran, Banvel/Banvel SGF, Bronate, or Buctril herbicides. A nonionic surfactant containing at least 80% active ingredient may be used in Glory tank mixes with sulfonyleurea herbicides (Ally, Amber, Finesse, Glean FC, Harmony Extra). Do not use a crop oil concentrate or any adjuvant containing vegetable or petroleum oils with any Glory mix as crop injury may result. Additional pesticides may also be tank mixed with Glory unless specifically prohibited on the mix products' label. In some instances, combinations with organophosphate insecticides may cause temporary leaf yellowing and/or crop injury, especially when widely fluctuating day/night temperatures occur near application. Always refer to the other product labels registered for use on cereals for additional directions, rates, and weed species controlled. Observe all precautions and limitations on labeling of all products used in mixtures.

Feeding Restrictions: Do not graze wheat within 14 days of Glory application or, harvest grain within 21 days after last application. Do not graze or harvest barley before crop maturity. For tank mix combinations, follow the most restrictive label.

SPECIAL PRECAUTIONS: Cereal Injury-Crop injury may occur if Glory is applied:

1. When the crop is under stress such as winterkill, frost damage, disease, drought or excessive moisture, severe grazing, or when these conditions follow the application.
2. In combination with fluid fertilizer especially with the addition of surfactant.
3. Prior to the growth stage specified on this label.
4. To soils high in lime or sodium, a pH greater than 7.7, calcareous, gravelly, thinly covered, or exposed subsoil areas.
5. To fields where cereal seeds have been planted less than 1 inch deep.

6. To a non-winter hardy wheat or barley variety.
7. To a sensitive wheat or barley variety as listed below.
8. To frozen soil or crop still in winter dormancy.

Cereal Rotations Following Potatoes Treated with Glory: If planting a sensitive cereal variety (listed under the wheat and barley variety tolerance portion of this label), following potatoes treated with Glory or metribuzin-containing products, refer to the potato section of the Glory label for special cultural practices to follow.

APPLICATION RECOMMENDATIONS

Glory alone or in a tank mix with labeled broadleaf herbicides may be applied by aerial or ground spray equipment as a broadcast post-emergence spray.

RECOMMENDED POSTEMERGENCE BROADCAST APPLICATIONS OF GLORY			
CROP GROWTH STAGE	SOIL TEXTURE	GLORY RATE (oz./A) % ORGANIC MATTER	
		0.75 TO 2.0	OVER 2.0
2 Leaf To	Coarse	1 to 2	1 to 3
	Medium	1 to 3	2 to 3
	Fine	2 to 3	2 to 4
2 Tiller	Use these rates on crops with secondary roots smaller than 1 inch. For dryland winter wheat (nonirrigated), apply the highest recommended rate to achieve maximum weed suppression/control.		
3 Tiller To	Coarse	3 to 4	4 to 5
	Medium	4 to 5	5 to 6
	Fine	5 to 6	5 to 6
4 Tiller	Do not apply within 2 weeks after grazing or breaking of winter dormancy. Apply after the crop is at or beyond the 3-tiller growth stage but before jointing. Secondary roots should be developed and larger than 1-inch long. Do not apply before 75 days after planting. For dryland winter wheat (nonirrigated), apply the highest recommended rate to achieve maximum weed suppression/control. GEORGIA ONLY: Wheat must be planted before November 15 in the Piedmont area and Northern part of the state and before December 1 in the Coastal Plain area.		

RECOMMENDED POSTEMERGENCE BROADCAST APPLICATIONS OF GLORY

CROP GROWTH STAGE	SOIL TEXTURE	GLORY RATE (oz./A) % ORGANIC MATTER	
		0.75 TO 2.0	OVER 2.0
Over 4 Tillers	Coarse	4 to 6	5 to 8
	Medium	4 to 8	5 to 8
	Fine	5 to 8	8 to 10 2/3
Do not apply within 2 weeks after grazing or breaking of winter dormancy. Apply after the crop is at or beyond the 3-tiller growth stage but before jointing. Secondary roots should be developed and larger than 1-inch long. Do not apply before 75 days after planting.			
For dryland winter wheat (nonirrigated), apply the highest recommended rate to achieve maximum weed suppression/control.			
GEORGIA ONLY: Wheat must be planted before November 15 in the Piedmont area and Northern part of the state and before December 1 in the Coastal Plain area.			

WHEAT AND BARLEY VARIETAL TOLERANCE*

Wheat and barley varieties vary in their tolerance to Glory. Varieties below are **tolerant** to and are **recommended** for use with Glory:

Winter Wheat: Abe, AgriPro Mason, AgriPro Shiloh, Arthur, AS 7846, AS 7853, Baker Seed 32, Barbie VI, Basin, Baturn, Bayles, Becker, Bintee V, Buchshot DS 2368, Caldwell, Cardinal, Cashup, Centurk, Cherokee, Cheyenne, Clark, Coker 747, Coker 762, Coker 797, Coker 68-15, Coker 9134, Coker 9543, Coker 9904, Coker 9907, Daws, DB 533W, DB 562W, DB 580W, Delta King 502, Delta King 9027, Dixie 952, Doublecrop, Dusty, Dyna-gro 426, Dynasty, Excel, Faro, FFR 525W, Florida 302, FS 432, FS 435, FS 435, Gains, Garst 64, Georgia 100, Genie V, Hattton, Hawk, Hill 81, Howell, Hunter, Hyak, Hyslop, Katie VI, KY 16-2, Larned, Lewis 833, Lewjain, Lisa, Longhorn, Luke, Madsen, Magnum, Malcom, McDermid, McNair 1003, McNair 1813, Molly, Moro, Neely, Nelson, Newton, Norstar, Norwin, Nugaines, Oasis, Omega 78, Paha, Peck, Pike, PI 2157, PI 2180, PI 2510, PI 2545, PI 2548, PI 2550, PI 2552, PI 2555, PI 2566, PI 2571, PI 2580, PI 2684, Quantum 577, Redwin, Rocky, Saluda, Sawyer, SC 104, Siouxciland, Sprague, Southern Belle, Stacy, Stallion, Stephens, TAM W101, TAM 105, TE 877, TE 2548, TE SR204, Timber, Tomahawk, TR 8555, TR 8557, TR 8768, Traveler, Tres, Tye, Tyler, Verne, Victory, Wakefield, Wanser, Weston, Winalta, Wrangler.

Barley: Advance, Boyer, Clark, Compana, Hannchen, Hector, Hesk, Hudson, Lud, Luther, Kamiak, Klages, Olympic, Piroline, Steptoe, and Triumph.

The following cereal varieties are sensitive to Glory and are not recommended for use:

Winter Wheat: AgriPro Clemens, AT 90W, AT 91W, Arapaho, Baker Seed 33, Century, Cimarron, Coker 833, Coker 916, Coker 983, Coker 9024, Coker 9105, Coker 9323, Coker 9474, Coker 9663, Coker 9835, Coker 9766, Coker 9877, EK 102, EK 114, FFR 555, Florida 304, Freedom, FS 417, FS 423, FS 425, FS 430, Gore, Hazen, Hickory, Jackson, Julie III, KY 49-25, Linden, Madison, Mesa, Mustang, Pacer, PI XW 522, PI 2551, PI 2163, Pioneer 2691, Princeton 733, PSR W 71, PSR 226, PSR 278, Rosen, Savannah, Sierra, TAM 107, TR 101, TR 1011, TR 8822, Triumph 64, Vona, Wings, Winridge, Yamhill.

Spring/Durum Wheat: Avoid use on Spring wheat and Durum wheat varieties.

Barley: Glenn, Morex, Moravian 3, Larker, Summit, Bracken, Anheuser Busch B2601, and varieties with Morex parentage.

Varieties Not Listed: To avoid possible crop injury on any variety not mentioned in this label, contact a ADAMA representative or herbicide expert for a variety recommendation prior to treatment or treat a small strip of the unlisted variety with the recommended Glory rate to ascertain crop tolerance before treating an entire field.

***Abbreviated names of vendors:** AS (Agseco), AT (Agratech), DB (Diener Bros.), FS (Growmark FS), PI (Pioneer), PSR (Hybritech), SC (J.M. Schultz), TE (Terra), and TR (Terral).

WEEDS CONTROLLED

Used at recommended rates, Glory will control many annual broadleaf weeds. Control is best when applied to young, actively growing weeds. Weeds controlled by Glory include:

Bittercress	Knottedweed, Prostrate
Catchfly, Conical (Sand)	Lambsquarter, Common
Catchweed (Madwort)	Lettuce, Miners
Chickweed, Common	Mustard, Blue Mustard, Wild
Chickweed, Mousear	Pennycress, Field
Comcockle Dogfennel (Mayweed)	Pepperweed, Virginia
Evening Primrose, Cutleaf	Pigweed, spp.
Falseflax, Smallseed	Pinappleweed Polemonium,
Fiddleneck, Tarweed	Annual (Jacob's Ladder)
Filaree, Redstem	Radish, Wild
Geranium, Carolina Growmell, spp.	Shepardspure
Henbit	Speedwell, lyleaf
	Turnip, Wild

WEEDS SUPPRESSED

Glory control of the following weeds varies from poor to excellent depending on time of application, stage of growth at application, temperatures and soil moisture conditions following treatment. For maximum effect on these weeds, apply the highest recommended rate at the earliest growth stage timing for each particular soil type and organic matter. Suppression is a reduction in weed size and growth as compared to a non-treated area in the same field.

Broadleaves

Buckwheat, Wild*	Mustard, Tumble (Jim Hill)*
Buttercup, spp.	Tansy mustard
Cowcockle	Thisle, Russian
Kochia*	Vetch, Winter
Lettuce, Prickly	

Grasses

Barley, Hare (Wild)	Brome, Ripgut*
Barley, Little	Cheat*
Blackgrass	Foxtail, spp.*
Bluegrass, Annual	Oat, Wild*
Bluegrass, Bulbous	Rescuegrass*
Brome, Downy*	Whitlowgrass, Spring (Vernal)
Brome, Japanese*	Windgrass

* Use the highest recommended Glory rate for maximum weed suppression.

FOR WEED CONTROL IN A WHEAT/FALLOW/WHEAT ROTATION Idaho, Oregon, Utah, and Washington Only

Glory may be applied to provide weed control during the fallow period after wheat harvest or in the spring before winter wheat is planted. Winter wheat can be seeded 4 months (120 days) after spring application. Mechanical tillage or the application of a contact herbicide may be required to control weeds germinating prior to seeding of winter wheat. Best results will be obtained where straw and chaff are evenly distributed across the field.

For specific application information see the GENERAL INFORMATION section in the front of this label.

Where weed growth is present at application time, Glory should be applied with Gramoxone or other contact herbicide. Refer to the other product label registered for additional directions, rates, and weed species controlled.

WEEDS CONTROLLED

Broadleaves	
Chickweed, Common (<i>Stellaria media</i>)	Mustard, Tansy (<i>Descurainia pinnata</i>)
Henbit (<i>Lamium amplexicaule</i>)	Mustard, Treacle (<i>Erysimum repandum</i>)
*Kochia (<i>Kochia scoparia</i>)	Mustard, Wild (<i>Brassica kaber</i>)
Lambsquarters (<i>Chenopodium album</i>)	Pennycress, Field (Fanweed) (<i>Thlaspi arvense</i>)
Mustard, Blue or Purple (<i>Chorispora tenella</i>)	Pigweeds (<i>Amaranthus</i> spp.)
Mustard, Jim Hill (<i>Sisymbrium altissimum</i>)	Russian Thistle (<i>Salsola iberica</i>)
	Sunflower (<i>Helianthus</i> spp.)
Grasses	
Cheatgrass (<i>Bromus secalinus</i>)	*Wheat, Volunteer (<i>Triticum</i> spp.)
Downy brome (<i>Bromus tectorum</i>)	

***NOTE:** Since control of these weeds may be variable depending on moisture following application, the higher labeled rate is recommended.

After Harvest Application (Fall Fallow): Glory may be applied to wheat stubble after harvest in the fall. Apply 2/3 to 5/6 lb. per acre broadcast before weeds emerge. Use the higher rate for longer weed control or for weeds designated as requiring the higher rate for control. Rainfall (1/2 inch or more) is necessary for herbicide activation.

Do not plant crops in treated areas for at least 10 months following fall applications.

Glory may be applied at 2/3 to 5/6 lb. per acre as directed above for a fall application. If other vegetation is present at the time of application use a contact herbicide.

Spring Application (Summer Fallow): Glory may be applied to wheat stubble in the spring. Apply 1/2 to 2/3 lb. per acre broadcast before weeds emerge in the spring. Use the higher rate for longer weed control or for weeds designated as requiring the higher rate for control. Rainfall (1/2 inch or more) is necessary for herbicide activation.

Precautions and Restrictions: Do not graze treated fields.

Do not plant spring-seeded cereals following fall follow applications of Glory.

Where Glory was applied in the fall, do not apply Glory in the spring.

Do not rotate any crop not listed on this label for 18 months following application of Glory.

**FOR WEED CONTROL IN A FALLOW ROTATION WITH
BARLEY AND WHEAT**

Colorado, Kansas, Montana, Nebraska, and Wyoming Only

Glory may be applied to provide weed control during the fallow period after wheat or barley harvest or in the spring before planting of winter wheat or barley. Mechanical tillage or the application of a contact herbicide may be required to control weeds germinating prior to seeding of winter wheat or barley.

For specific application information see the GENERAL INFORMATION section in the front of this label.

Where weed growth is present at application time, Glory should be applied with Gramoxone, Roundup, or other contact herbicide. Refer to the other product label registered for additional directions, rates, and weed species controlled. Do not plant crops in treated areas earlier than 10 months following fall applications.

Do not rotate any crop not listed on this label for 18 months following application of Glory.

WEEDS CONTROLLED	
Broadleaves Chickweed, Common (<i>Stellaria media</i>) Cowcockle (<i>Vaccaria pyramidata</i>) Henbit (<i>Lamium amplexicaule</i>) *Kochia (<i>Kochia scoparia</i>) Lambsquarters (<i>Chenopodium album</i>) Mustard, Blue or Purple (<i>Chorispora tenella</i>) Mustard, Jim Hill (<i>Sisymbrium altissimum</i>)	Mustard, Tansy (<i>Descurainia pinnata</i>) Mustard, Treacle (<i>Erysimum repandum</i>) Mustard, Wild (<i>Brassica kaber</i>) Pennycress, Field (Fanweed) (<i>Thlaspi arvense</i>) Pigweeds (<i>Amaranthus spp.</i>) Russian Thistle (<i>Salsola iberica</i>) Sunflower (<i>Helianthus spp.</i>)
Grasses Cheatgrass (<i>Bromus secalinus</i>) Downy Brome (<i>Bromus tectorum</i>) *Foxtail, Green (<i>Setaria viridis</i>)	*Wheat, Volunteer (<i>Triticum spp.</i>) *Wild Oats (<i>Avena fatua</i>)

*NOTE: Since control of these weeds may vary depending on moisture following application, use the higher rate recommended below.

After Harvest Application (Fall Fallow): Glory may be applied to stubble after harvest in the fall. Apply 5/6 to 1 lb. per acre broadcast before weeds emerge. Use the higher rate for longer weed control or for weeds designated as requiring the higher rate for control. Rainfall (1/2 inch or more) is necessary for herbicide activation.

Spring Application (Summer Fallow): Glory may be applied to wheat stubble in the spring. Apply 1/2 to 2/3 lb. per acre broadcast before weeds emerge in the spring. Use the higher rate for longer weed control or weeds designated as requiring the higher rate for control. Rainfall (1/2 inch or more) is necessary for herbicide activation. Wheat or barley can be seeded 120 days after spring application.

Precautions and Restrictions: Do not graze treated fields.

Do not plant spring-seeded cereals following fall applications for fallow.

Where Glory was applied in the fall, do not apply Glory in the spring.

CROP ROTATION RESTRICTIONS

Waiting Period After Glory Herbicide Application¹

4 Months	8 Months	12 Months
Alfalfa Asparagus Barley ² Corn Forage Grasses Sainfoin Soybeans Sugarcane ³ Tomatoes Wheat ²	Barley Lentils Peas Wheat	Potatoes Rice
		18 Months Sugar Beets Onions And Other Root Crops not listed on this label and all other crops not listed on this label

¹ Cover crops for soil building or erosion control may be planted any time, but do not graze or harvest for food or feed. Stand reductions may occur in some areas.

² Following peas, lentils, or soybeans.

³ Do not rotate any crop not listed on this label after application of Glory to sugarcane.

FOR USE ON BENTGRASS GROWN FOR SEED AND FOR WEED CONTROL IN ESTABLISHED¹ PERENNIAL GRASSES GROWN FOR SEED

¹Established grasses are those which have been harvested at least once for seed or were planted one year or more prior to application.

For Weed Control in Established Perennial Bentgrass Grown For Seed in Oregon West of the Cascade Mountains and in Crook, Deschutes, and Wasco Counties

WEEDS CONTROLLED

When used as directed below, Glory will reduce competition from seedlings of annual Bromus species, annual ryegrass, and annual bluegrass. Glory will control ratiail fescue, henbit, ivyleaf speedwell, chickweed, mustards, and shepherds-purse.

Crop Tolerance: Crop tolerance is marginal and crop injury and yield reduction are possible. To minimize crop injury, apply when the crop is not under stress. Use of adjuvants will reduce crop tolerance. Making the application after three consecutive sunny days will reduce the potential for crop injury.

Crop	Glory lb/acre	Remarks
Bentgrass grown for seed	0.38 to 0.5	Apply Glory as a broadcast spray in at least 15 gallons of spray solution per acre when the volunteer grasses are in the 1- to 2-leaf growth stage following fall rainfall or irrigation and before active spring growth. Excessive crop injury and/or failure to control weeds may result if application is made after mid-February. Allow at least 120 days between application and harvest for seed.

Application Restrictions:

1. Do not apply more than once per year.
2. Do not apply to a crop that is under stress, for example, from disease, severe insect damage, nutrient deficiency, cool to cold temperatures, or deficient or excessive moisture.
3. Apply only to Colonial and Creeping Bentgrass.
4. Apply only to established bentgrass that is at least one year old and has been harvested for seed at least once.
5. Do not tank mix with other herbicides.

Feeding Restrictions: Do not use the crop or crop residues as feed or livestock bedding for at least 28 days following the last application.

For weed control in Established Perennial Grasses Grown For Seed in Oregon West of the Cascade Mountains and in Crook, Deschutes, Jefferson, and Wasco Counties

WEEDS CONTROLLED

When used as directed below, Glory will reduce competition from volunteer seedlings of the indicated crop, annual Bromus species, annual ryegrass, and annual bluegrass. Glory will control rattail fescue, henbit, ivyleaf speedwell, chickweed, mustards, and shepherdspurse. The addition of wetting agents containing crop oil may enhance control of the volunteer crop and grassy weeds. When adding wetting agents, follow the directions for use and recommended rates on the wetting agent label.

Glory is compatible with most fertilizers, fungicides, and insecticides. Glory may be combined with other herbicides for enhanced weed

control. Prior to tank mixing with another herbicide, refer to the **GENERAL INFORMATION** section of the Glory label booklet and a knowledgeable authority or an ADAMA representative.

APPLICATION INSTRUCTIONS

Crop	Glory lb/acre	Remarks
Perennial Ryegrass Tall Fescue	1/3 to 3/4	Apply specified dosage as a broadcast spray in at least 15 gallons of spray solution per acre when the volunteer grasses are in the 1- to 2-leaf stage following fall rainfall or irrigation but prior to active spring growth. Excessive crop injury and/or failure to control weeds may result if application is made after mid-February. Allow at least 120 days between application and harvest.
Bluegrass Fine Fescue Orchardgrass	1/3 to 1/2	

Application Restrictions:

1. Do not apply more than once per year.
2. Do not apply Glory through any type of irrigation system.
3. Crop and crop residues may be fed to livestock or used as bedding. If the seed crop is terminated and grazed or cut for forage, allow at least 28 days between application and use as animal feed.

STORAGE AND DISPOSAL

Do not contaminate water, food, or feed by storage or disposal.

PESTICIDE STORAGE: Store in a cool, dry place and in such a manner as to prevent cross contamination with other pesticides, fertilizers, food, and feed. Store in original container and out of the reach of children, preferably in a locked storage area.

PESTICIDE DISPOSAL: Wastes resulting from the use of this product may be disposed of on site or at an approved waste disposal facility.

CONTAINER DISPOSAL:

Non-refillable Container (flexible-bag-all weights): Non-refillable container. Do not reuse or refill this container. Offer for recycling, if available.

Non-refillable Container (rigid-fifty lbs. or less): Non-refillable container. Do not reuse or refill this container. Offer for recycling, if available. Clean container promptly after emptying. Triple rinse as follows: Empty the remaining contents into application equipment or a mix tank. Fill the container 1/4 full with water and recap. Shake for 10 seconds. Pour rinsate into application equipment or a mix tank or store rinsate for later use or disposal. Drain for 10 seconds after the flow begins to drip. Repeat this procedure two more times.

LIMITATION OF WARRANTY AND LIABILITY

Read the entire directions for use, conditions of warranties and limitations of liability before using this product. If terms are not acceptable, return the unopened product container at once.

By using this product, user or buyer accepts the following **Conditions, Disclaimer of Warranties and Limitations of Liability**.

CONDITIONS: The directions for use of this product are believed to be adequate and must be followed carefully. However, it is impossible to eliminate all risks associated with the use of this product. Crop injury, ineffectiveness or other unintended consequences may result because of such factors as weather conditions, presence of other materials, or the manner of use or application, all of which are beyond the control of ADAMA. All such risks shall be assumed by the user or buyer.

DISCLAIMER OF WARRANTIES: To the extent consistent with applicable law, ADAMA makes no other warranties, express or implied, of merchantability or of fitness for a particular purpose or otherwise, that extend beyond the statements made on this label. No agent of ADAMA is authorized to make any warranties beyond those contained herein or to modify the warranties contained herein. To the extent consistent with applicable law, ADAMA disclaims any liability whatsoever for special, incidental or consequential damages resulting from the use or handling of this product.

LIMITATIONS OF LIABILITY: To the extent consistent with applicable law, the exclusive remedy of the user or buyer for any and all losses, injuries or damages resulting from the use or handling of this product, whether in contract, warranty, tort, negligence, strict liability or otherwise, shall not exceed the purchase price paid or at ADAMA's election, the replacement of product.

Glory is a registered trademark of an ADAMA Group Company.

Banvel, Basagran, Clarity, Detail, Guardsman, Marksman, Poast, Pursuit, Prowl and Scepter are registered trademarks of BASF.

Sencor, Bronate, and Buctril are registered trademarks of Bayer.

Surpass, Sonalan, Treflan and Topnotch are registered trademarks of Dow Agrosciences LLC.

Ally, Bladex, Canopy, Finesse, Glean and Harmony are registered trademarks of E. I. duPont de Nemours Co.

Command and Commence are registered trademarks of FMC Corporation.

EPTAM is a registered trademark of Gowan Company LLC.

Bullet, Freedom, Harness, Lariat, Lasso and Roundup are registered trademarks of Monsanto Technology LLC.

Amber, Bicep, Dual, Gramoxone and Touchdown are registered trademarks of Syngenta Group Company.

Linex and Lorox are registered trademarks of Tessenderlo Kerley, Inc.

Resource, Select, and X-77 are registered trademarks of Valent USA Corp.

Manufactured for:
Makhteshim Agan of
North America, Inc.
d/b/a ADAMA
3120 Highwoods Blvd., Suite 100
Raleigh, NC 27604




and approve **Text, Spelling, Copy
e, Shape, Colors and Dieline.**

Signature accepts responsibility for
l copy, color break and artwork.
is not liable for any discrepancies
identified.

: Due to color variance between
rs, the colors represented by this
e deemed accurate. Please refer to a
system such as the Pantone Matching
er representation of spot colors.

NOT ACCURATE FOR COLOR-MATCH.

print.

6.75" X 6.75" LABEL COLORS	5.375" X 5.75" BOOKLET COVER COLORS	BOOKLET INSIDE
 <p>BLK 7531 408</p>	 <p>BLK 7531 408</p>	 <p>BLK</p>
PATTERN VARNISH: <input checked="" type="checkbox"/> YES <input type="checkbox"/> NO		