

AZOXYSTROBIN | GROUP 11 | FUNGICIDE



Azoxy 2SC

A broad-spectrum fungicide for control of plant diseases in labeled crops.

ACTIVE INGREDIENT:

Azoxystrobin: methyl (E)-2-[2-[6-(2-cyanophenoxy)pyrimidin-4-yloxy]phenyl]-3-methoxyacrylate*

% By Weight

..... 22.9%

OTHER INGREDIENTS: 77.1%

TOTAL: 100.0%

Contains 2.08 lbs. of azoxystrobin per gallon.

*IUPAC

KEEP OUT OF REACH OF CHILDREN CAUTION

Si usted no entiende la etiqueta, busque a alguien para que se la explique a usted en detalle.
(If you do not understand the label, find someone to explain it to you in detail.)

See inside label booklet for First Aid, Precautionary Statements, and Directions for Use including Storage and Disposal instructions.

EPA Reg. No.: 93809-9

EPA Est. No.: 89019-IND-001

Manufactured For:
Axill Solutions, LLC
422 Jasmine Way
Roseburg, OR 97471

Net Contents: 2.5 Gallons

Job 198585

FIRST AID	
IF ON SKIN OR CLOTHING	<ul style="list-style-type: none"> • Take off contaminated clothing. • Rinse skin immediately with plenty of water for 15-20 minutes. • Call a poison control center or doctor for treatment advice.
HOT LINE NUMBER	
Have the product container or label with you when calling a poison control center or doctor or going for treatment. In case of an emergency involving this product, call CHEMTREC at 1-800-424-9300.	

PRECAUTIONARY STATEMENTS

HAZARDS TO HUMANS AND DOMESTIC ANIMALS

CAUTION

Harmful if absorbed through skin. Avoid contact with skin, eyes, or clothing. Wash thoroughly with soap and water after handling and before eating, drinking, chewing gum, using tobacco, or using the toilet. Remove and wash contaminated clothing before reuse.

PERSONAL PROTECTIVE EQUIPMENT (PPE)

Applicators and other handlers must wear:

- Long-sleeved shirt and long pants
- Chemical-resistant gloves made of barrier laminate, butyl rubber \geq 14 mils, nitrile rubber \geq 14 mils, neoprene rubber \geq 14 mils, polyvinyl chloride \geq 14 mils, or viton \geq 14 mils
- Shoes plus socks

USER SAFETY REQUIREMENTS

Follow the manufacturer's instructions for cleaning/maintaining PPE. If no such instructions for washables exist, use detergent and hot water. Keep and wash PPE separately from other laundry.

Human flagging is prohibited.

ENGINEERING CONTROLS

When handlers use closed systems, enclosed cabs, or aircraft in a manner that meets the requirements listed in the Worker Protection Standard (WPS) for agricultural pesticides (40 CFR 170.240 (d)(4-6)), the handler PPE requirements may be reduced or modified as specified in the WPS.

IMPORTANT: When reduced PPE is worn because a closed system is being used, handlers must be provided all PPE specified above for "applicators and other handlers" and have such PPE immediately available for use in an emergency, such as a spill or equipment breakdown.

USER SAFETY RECOMMENDATIONS

Users should:

- Remove clothing/PPE immediately if pesticide gets inside. Then wash thoroughly and put on clean clothing.
- Remove PPE immediately after handling this product. Wash the outside of gloves before removing. As soon as possible, wash thoroughly and change into clean clothing.

ENVIRONMENTAL HAZARDS

Azoxystrobin is toxic to freshwater and estuarine/marine fish and aquatic invertebrates. Azoxystrobin can be persistent for several months or more after application. For terrestrial uses: **DO NOT** apply directly to water, or to areas where surface water is present, or to intertidal areas below the mean high-water mark. Drift and runoff may be hazardous to aquatic organisms in water adjacent to treated areas. **DO NOT** contaminate water when disposing of equipment washwater or rinsate.

Ground Water Advisory

Azoxystrobin and a degradate of azoxystrobin are known to leach through soil to ground water under certain conditions as a result of label use. Use of this chemical may leach into ground water if used in areas where soils are permeable, particularly where the water table is shallow, may result in groundwater contamination.

Surface Water Advisory

This product may impact surface water quality due to runoff of rainwater. This is especially true for poorly draining soils and soils with shallow ground water. This product is classified as having a high potential for reaching surface water via runoff for several months or more after application. A level, well-maintained vegetative buffer strip between areas to which this product is applied and surface water features such as ponds, streams, and springs will reduce the potential loading of azoxystrobin and a degradate of azoxystrobin from runoff water and sediment. Runoff of this product will be reduced by avoiding applications when rainfall or irrigation is expected to occur within 48 hours. If any adverse environmental effects caused by this product are detected, notify Axill Solutions, LLC and State/Federal authorities immediately.

Physical or Chemical Hazards

Do not mix or allow coming into contact with Oxidizing agents. Hazardous chemical reaction may occur.

DIRECTIONS FOR USE

It is a violation of Federal law to use this product in a manner inconsistent with its labeling.

CROP INJURY AND / OR POOR CONTROL OF DISEASES MAY RESULT IF THESE USE DIRECTIONS AND PRECAUTIONS ARE NOT FOLLOWED.

DO NOT apply this product in a way that will contact workers or other persons, either directly or through drift. Only protected handlers may be in the area during application. For any requirements specific to your State or Tribe, consult the State or Tribal agency responsible for pesticide regulation.

AGRICULTURAL USE REQUIREMENTS

Use this product only in accordance with its labeling and with the Worker Protection Standard, 40 CFR Part 170. This Standard contains requirements for the protection of agricultural workers on farms, forests, nurseries, and greenhouses, and handlers of agricultural pesticides. It contains requirements for training, decontamination, notification, and emergency assistance. It also contains specific instructions and exceptions pertaining to the statements on this label about personal protective equipment (PPE), notification to workers, and restricted-entry interval. The requirements in this box only apply to uses of this product that are covered by the Worker Protection Standard.

DO NOT enter or allow worker entry into treated areas during the restricted-entry interval (REI) of 4 hours.

PPE required for early entry to treated areas that is permitted under the Worker Protection Standard and that involves contact with anything that has been treated, such as plants, soil or water is:

- Coveralls
- Chemical-resistant gloves made of barrier laminate, butyl rubber \geq 14 mils, nitrile rubber \geq 14 mils, neoprene rubber \geq 14 mils, polyvinyl chloride \geq 14 mils, or viton \geq 14 mils
- Shoes plus socks

NON-AGRICULTURAL USE REQUIREMENTS

The requirements in this box apply to uses of this product that are NOT within the scope of the Worker Protection Standard for agricultural pesticides (40 CFR Part 170). The WPS applies when this product is used to produce agricultural plants on farms, forests, nurseries, or greenhouses.

Keep unprotected persons out of treated areas until sprays have dried.

Applications must not be made if humans or domestic animals are within the area to be treated. Due to the possibility of your State having reentry intervals that are more restrictive than those listed in this label, applicators should check the specific requirements mandated by the Department of Agriculture for your State.

PRODUCT INFORMATION

Azoxy 2SC is a suspension concentrate (SC) formulation. When applied according to the instructions in this label, **Azoxy 2SC** provides broad-spectrum disease protection through systemic activity against many plant diseases. This product may be applied as a foliar spray in alternating spray programs or in tank mixes with other registered crop protection products. All applications must be made according to the use directions that follow.

ATTENTION:

- This product is extremely phytotoxic to certain apple varieties. **AVOID SPRAY DRIFT.** Extreme care must be used to prevent injury to apple trees and apple fruit. **DO NOT** spray this product where spray drift may reach apple trees. **DO NOT** use spray equipment which has been previously used to apply this product to spray apple trees. Even trace amounts can cause unacceptable phytotoxicity to certain apple and crabapple varieties.

USE PRECAUTIONS:

- This product may cause adverse crop response when mixed with emulsifiable concentrates (ECs). Effects may be more severe if applications are made during periods of cool and cloudy conditions that last for several days after application.
- Adverse crop response may also occur if this product is mixed with adjuvants containing silicone.

USE RESTRICTIONS:

- **DO NOT** apply if humans or animals will be exposed to the spray.
- **DO NOT** graze animals on turf treated with this product or feed clippings that have been treated with this product to animals.
- Except as specifically listed on this label, **DO NOT** use this product in greenhouses where transplants are grown for commercial production.
- **DO NOT** allow product spray to drift. Avoiding spray drift is the responsibility of the applicator.
- **DO NOT** spray if conditions may cause drift outside of the application area. Conditions that may cause spray drift include but are not limited to wind speed and direction, thermal inversions, spray droplet size and sprayer nozzle/pressure combinations. A State extension agent will have information regarding how to avoid spray drift for your specific area.
- **DO NOT** spray when conditions will cause spray drift outside of target area or prevent uniform coverage of the target crop.

- **DO NOT** spray **Azoxy 2SC** if spray drift has the potential to reach apple trees. Certain apple varieties are sensitive to this product and caution must be taken to avoid spray drift that will cause injury to apple trees and fruit. Because even trace amounts of this product can cause adverse crop response in certain apple and crabapple varieties, **DO NOT** spray apple trees or crabapple trees using equipment that was used to apply **Azoxy 2SC**.
- **DO NOT USE Azoxy 2SC** through air blast application equipment on grapes in the following townships and boroughs of Erie County, Pennsylvania: North East, Harborcreek, Lawrence Park, Erie, Presque Isle, Millcreek, Fairview, Girard, and Springfield. This prohibition is intended to help eliminate phytotoxicity problems with apples observed in this geographic location.

INSTRUCTIONS FOR PRODUCT USE

Application: For disease control, thorough coverage of the target crop must be achieved. The crop may be injured if the spray application overlaps. **DO NOT** mix more spray solution than necessary for the application being made.

Adjuvants: It is advised that adjuvants meeting Chemical Producers and Distributors Association (CPDA) adjuvant certification program standards are used.

Crop Phytotoxicity and Tolerance: Plant tolerance has been found to be acceptable for all crops on the label, however, not all possible tank-mix combinations have been tested under all conditions. When possible, it is advised to test the combinations on a small portion of the crop to ensure that a phytotoxic response will not occur as a result of application. See the **ATTENTION** section for apple phytotoxicity information.

Efficacy: In cases where environmental conditions that promote infestation are extended and the maximum number of applications of this product allowed in the instructions below have been met, a different fungicide registered for use in the desired crop must be used. The effectiveness of this product may be reduced if infestations resistant to Group 11 fungicides are already present. For crops that are more susceptible to disease, severe disease pressure, and when environmental conditions promote disease, use of the higher rates in a listed range and/or shorter listed spray intervals may be necessary.

Integrated Pest Management: This product may be used in State Agricultural Extension advisory (disease forecasting) programs that recommend application timing based on environmental factors favorable for disease development. Whenever use of this product is necessary, it should be incorporated into an integrated pest management (IPM) strategy and cultural practices that reduce disease development followed. The **CROP SPECIFIC DIRECTIONS** section below detail specific IPM recommendations, and local agricultural authorities may be consulted for IPM strategies appropriate to your specific area and crop.

RESISTANCE MANAGEMENT GUIDANCE

AZOXYSTROBIN	GROUP	11	FUNGICIDE
--------------	-------	----	-----------

Azoxy 2SC contains azoxystrobin, a QoI Group 11 fungicide. Any fungal population may contain individuals naturally resistant to **Azoxy 2SC** and other QoI Group 11 fungicides. A gradual or total loss of pest control may occur over time if these fungicides are used repeatedly in the same fields. Appropriate resistance-management strategies should be followed.

Fungal isolates with acquired resistance to Group 11 may eventually dominate the fungal population if Group 11 fungicides are used repeatedly in the same field or in successive years as the primary method of control for targeted species. Cross resistance has been shown between all members of the QoI fungicides. Since QoI fungicides are a high risk for resistance, this may result in partial or total loss of control of those species.

To delay fungicide resistance, take one or more of the following steps:

- Rotate the use of this product or other Group 11 fungicides within a growing season sequence with different groups that control the same pathogens.
- Use tank mixtures with fungicide from a different group that are equally effective on the target pest when such use is permitted. Use at least the minimum application rate as labeled by the manufacturer.
- Adopt an integrated disease management program for fungicide use that includes scouting, uses historical information related to pesticide use, and crop rotation, and which considers host plant resistance, impact of environmental conditions on disease development, disease thresholds, as well as cultural, biological, and other chemical control practices.
- Where possible, make use of predictive disease models to effectively time fungicide/bactericide applications. Note that using predictive models alone is not sufficient to manage resistance.
- Monitor treated fungal populations for resistance development.
- Contact your local extension specialist or certified crop advisor for any additional pesticide resistance-management and/or IPM recommendations for specific crops and pathogens.

Follow the crop specific resistance management guidance listed in the Crop Use Directions table. If resistance management guidance is not specified in the Crop Use Directions table, then follow the guidance provided in the table below.

Total fungicide applications planned per crop	1	2	3	4	5	6	7	8	9	10	11	12
Applications of QoI fungicides applied alone	1	1	2	2	2	2	2	3	3	3	3	4
Applications of QoI fungicides applied in mixture (tank-mix or formulated)	1	2	2	2	2	3	3	4	4	5	5	6

When multiple applications are required during the year, spray programs for Group 11 (QoI) fungicides must be developed. When two sequential applications of Group 11 fungicides are made, they must be alternated with two or more applications of a fungicide that is not a Group 11 fungicide. If more than 12 applications are made during the year, observe these guidelines:

- When applying Group 11 (QoI) fungicides alone, the number of applications must not exceed more than 1/3 of the total number of fungicide applications per year.
- When applying Group 11 (QoI) fungicides in tank mixes or premixes with mixing partners of different modes of action, the number of QoI containing applications must not exceed more than ½ of the total number of fungicide applications per year.
- When applying Group 11 (QoI) fungicides both alone and in mixtures, the number of QoI containing applications must not exceed 50% of the total number of fungicide applications per year.

When applying a Group 11 fungicide to seed or soil, wait at least 3 weeks before making another application with a Group 11 fungicide.

ROTATIONAL CROP RESTRICTIONS

The following crops may be planted at the specified interval following application of this product.

Crop Rotational Interval	Plant back interval
Buckwheat, millet	12 months
All other crops with Azoxystrobin registered uses	0 days

SOILBORNE/SEEDLING DISEASE CONTROL:

Applied early in the season, this product may be used to control soilborne diseases that cause pre- or post- emergence damping off and diseases that affect plants where they exit the soil. This use must only be made to crops that have specific instructions for this application in the **CROP SPECIFIC DIRECTIONS** section later in this label.

Applications may be made using in-furrow or banded applications, the desired method will be dictated by the agricultural practices of your region. In many locations, one type of application will perform better than the other depending on the timing of the application. In-furrow applications tend to work best against seedling diseases while banded applications tend to work best against soilborne diseases that occur later in the growing season. A local expert must be consulted for the most appropriate application type for your specific circumstances.

Precaution: Adverse crop response may result if applications are made to the soil under wet and cool conditions.

BANDED APPLICATIONS

Apply 0.40 – 0.80 fl. oz. of this product (0.10 – 0.20 oz. a.i.) (0.0065 - 0.013 lb. a.i./A) per 1,000 row-feet or for 22-inch row spacing, 0.70 fl. oz. of this product (0.175 oz. a.i.) (0.114 fl. oz./A) per 1,000 row-feet as a soil directed spray around the plants and lower stems of the plant using one or more nozzles adjusted to provide thorough coverage. Band width of the application must be no more than 7 inches. Make applications during hilling or cultivation if soil incorporation is desired.

NOTE: Banded applications count as a foliar application for resistance management purposes since the product spray comes into contact with plant foliage.

IN-FURROW APPLICATIONS

Apply the specified amount of this product (using the table below) in 3-15 gallons of water at planting, being sure that the spray is applied to the furrow just prior to the seeds being covered. **DO NOT** apply the spray directly on top of the seeds. The higher rates listed must be used if there is a history of Pythium in the field, if minimum/low till agricultural practices are being practiced, or if climate promotes the development of disease.

Amount of Azoxy 2SC Required Per Acre for Selected Row Widths and Application Rates

Row Width	Application Rate (fl. oz. per 1,000 Row-Feet)			Total Row-Feet per Acre
	0.4	0.6	0.8	
22"	9.5	14.3	-	23,760
30"	7.0	10.5	13.9	17,424
32"	6.5	9.8	13.1	16,335
34"	6.1	9.2	12.3	15,374
36"	5.8	8.7	11.6	14,520
38"	5.5	8.3	11.0	13,756
40"	5.2	7.8	10.5	13,068

Restriction: **DO NOT** apply more than 15 fl. oz. (0.244 lb. a.i.) per acre.

Example: If 0.6 fl. oz. per 1000 row feet is specified and the row spacing is 34", then 9.2 fl. oz. (0.149 lb. a.i.) of this product is required per acre.

Drip Applications

Refer to the **Application through Irrigation Systems (Chemigation)** on this label.

MANDATORY SPRAY DRIFT

Aerial Applications:

- **DO NOT** release spray at a height greater than 10 ft. above the crop canopy unless a greater application height is necessary for pilot safety.
- Applicators are required to select nozzles that deliver medium to coarse spray droplets in accordance with ASABE Standard S-572.1.
- **DO NOT** apply when wind speeds exceed 15 miles per hour at the application site. If the windspeed is greater than 10 mph, the boom length must be 65% or less of the wingspan for fixed wing aircraft and 75% or less of the rotor diameter of helicopters. Otherwise, the boom length must not exceed 75% or less of the wingspan for fixed-wing aircraft and 90% or less of the rotor blade diameter for helicopters.
- Applicators must use ½ swath displacement upwind at the downwind edge of the field.
- **DO NOT** apply during temperature inversions.

Groundboom Applications:

- User must only apply with the release height specified by the manufacturer but no more than 4 feet above the ground or crop canopy.
- Applicators are required to use nozzles that deliver medium to coarse spray droplets in accordance with ASABE Standard S-572.1.
- **DO NOT** apply when wind speeds exceed 15 miles per hour at the application site.
- **DO NOT** apply during temperature inversions.

Airblast Applications

- Sprays must be directed into the canopy.
- **DO NOT** apply when wind speeds exceed 15 miles per hour at the application site.
- User must turn off outward pointing nozzles at row ends and when spraying outer rows.
- **DO NOT** apply during temperature inversions.

SPRAY DRIFT MANAGEMENT

Azoxystrobin can affect non-target plant species outside the treatment area. To limit adverse effects to non-target plants, the applicator must avoid making applications when wind can facilitate off-site movement of azoxystrobin in the direction of areas such as forested areas, riparian areas, wetlands, and areas that serve as habitat for desirable and protected animal species.

Spray Drift Management: Weather and equipment are the predominant factors in determining spray drift, and applications must not be made when weather conditions or equipment settings / function may lead to drift outside of the intended application area. The applicator is responsible for preventing spray drift from the target area.

SPRAY DRIFT ADVISORIES

THE APPLICATOR IS RESPONSIBLE FOR AVOIDING OFF-SITE SPRAY DRIFT. BE AWARE OF NEARBY NON-TARGET SITES AND ENVIRONMENTAL CONDITIONS.

IMPORTANCE OF DROPLET SIZE

An effective way to reduce spray drift is to apply large droplets. Use the largest droplets that provide target pest control. While applying larger droplets will reduce spray drift, the potential for drift will be greater if applications are made improperly or under unfavorable environmental conditions.

Controlling Droplet Size — Ground Boom

- Volume - Increasing the spray volume so that larger droplets are produced will reduce spray drift. Use the highest practical spray volume for the application. If a greater spray volume is needed, consider using a nozzle with a higher flow rate.
- Pressure - Use the lowest spray pressure recommended for the nozzle to produce the target spray volume and droplet size.
- Spray Nozzle - Use a spray nozzle that is designed for the intended application. Consider using nozzles designed to reduce drift.

Controlling Droplet Size—Aircraft

- Adjust Nozzles – Follow nozzle manufacturers' specifications for setting up nozzles. Generally, to reduce fine droplets, nozzles should be oriented parallel with the airflow in flight.

BOOM HEIGHT -Ground Boom

For ground equipment, the boom must remain level with the crop and have minimal bounce.

RELEASE HEIGHT - Aircraft

Higher release heights increase the potential for spray drift.

SHIELDED SPRAYERS

Shielding the boom or individual nozzles can reduce spray drift. Verify that the shields are not interfering with uniform deposition of the spray on the target area.

TEMPERATURE AND HUMIDITY

When making applications in hot and dry conditions, use larger droplets to reduce effects of evaporation.

TEMPERATURE INVERSIONS

Drift potential is high during a temperature inversion. Temperature inversions are characterized by increasing temperature with altitude and are common on nights with limited cloud cover and light to no wind. The presence of an inversion can be indicated by ground fog or by the movement of smoke from a ground source or an aircraft smoke generator. Smoke that layers and moves laterally in a concentrated cloud (under low wind conditions) indicates an inversion, while smoke that moves upward and rapidly dissipates indicates good vertical air mixing. Avoid applications during temperature inversions.

WIND

Drift potential generally increases with wind speed AVOID APPLICATIONS DURING GUSTY WIND CONDITIONS. Applicators need to be familiar with local wind patterns and terrain that could affect spray drift.

MIXING AND APPLICATION

Any spray equipment typically used for making ground or aerial applications of pesticides may be used to apply **Azoxy 2SC**. For optimal disease control, it is critical that the equipment be calibrated and adjusted in a manner that maximizes crop coverage and canopy penetration.

Spray Equipment

Be sure to calibrate the sprayer before use. For more information on spray equipment and calibration, consult sprayer manufacturer and state recommendations. For specific local directions and spray schedules, refer to current state agricultural recommendations.

Pump

Pump systems must be capable of keeping the tank mixture in suspension use a liquid sparge tube or jet for agitation and maintaining a nozzle pressure of 35-40 PSI. **DO NOT** use air to agitate the mixture.

Nozzles

Nozzles must provide uniform and accurate spray patterns. To accomplish this, the same size nozzles must be used and the nozzles must be spaced evenly along the boom. To achieve best results with your specific nozzles, follow the nozzle manufacturer's directions.

Screens on the suction side of the pump must be used to protect the pump. The suction-side screens must be 16-mesh or coarser. **DO NOT** place a screen in the recirculation line. To prevent the nozzles from clogging, 50-mesh or coarser screens between the pump and the boom and, if required, at the nozzles must be used.

MIXING INSTRUCTIONS

Prior to mixing, be sure to clean all spray equipment thoroughly. Prepare only the amount of spray mixture needed for the application and be sure to agitate the spray solution thoroughly both before and during application. When spraying is completed, rinse the tank thoroughly with clean water and dispose of the rinsate by applying to an area that has already been treated.

Azoxy 2SC Alone (no tank mix):

1. Fill the tank with 1/2 to 2/3 the total amount of water to be used.
2. Start agitation in the tank and add the directed amount of **Azoxy 2SC**.
3. Add the remaining amount of water while maintaining agitation.
4. Once this product has been completely dispersed into the water, begin the application.
5. Maintain agitation until all of the mixture has been sprayed.

Azoxy 2SC + Tank Mixtures:

It is the pesticide user's responsibility to ensure that all products are registered for the intended use. Read and follow the applicable restrictions and limitations and directions for use on all product labels involved in tank mixing. Users must follow the most restrictive directions for use and precautionary statements of each product in the tank mixture.

This product is typically compatible with products specified for tank mixture on this label. **DO NOT** combine this product with other fertilizers, pesticides, or surfactants until you have confirmed compatibility, either through use of compatibility charts or your own testing. In particular, no total dosage rate listed in any label may be exceeded and the most restrictive label precautions and limitations must be followed. Any product which prohibits mixing with this product must not be used.

To determine physical compatibility of **Azoxy 2SC** with another product, use the following jar test:

1. Add the proportional labeled amounts of the products to 1 qt. of water in a quart jar. Components must be added in the following sequence:
 - a. Wettable powders and water dispersible granules;
 - b. Liquid flowables (including suspoemulsions);
 - c. Emulsifiable concentrates (EC's); and,
 - d. Additives and adjuvants.
2. Thoroughly mix by shaking vigorously and let rest for at least 5 minutes.
3. The mixture is considered physically compatible if it remains mixed or can be easily remixed. If and when compatibility has been determined, be sure to use the same sequence of adding components to the spray tank.

Tank Mixing

1. Fill the tank with 1/2 to 2/3 the total amount of water to be used.
2. Start agitation and add the tank mix partner(s) in the following order:
 - a. Wettable powders and water dispersible granules;
 - b. Liquid flowables (including suspoemulsions);
 - c. Emulsifiable concentrates (EC's); and,
 - d. Additives and adjuvants.
3. Maintain agitation and once the tank mix partners have been completely dissolved into the water, add the directed amount of **Azoxy 2SC** and the remainder of the water to the tank.
4. Once the **Azoxy 2SC** has completely dispersed, spraying can begin being sure to maintain agitation during the entire spray operation.

Tank Mixtures and Adverse Crop Response

Azoxy 2SC has exhibited some adverse crop response with emulsifiable concentrate (EC) formulations and adjuvants that contain some form of silicone. These adverse effects may be enhanced if applications are made under cloudy, cool conditions that remain for several days after application.

APPLICATION INSTRUCTIONS

For optimal disease control, complete and thorough coverage is essential.

Ground Application

- **Field Crops (Non-Trees)** – Apply using a minimum of 10 gallons of water per acre, unless otherwise specified.
- **Tree Crops** – Apply using a minimum of 50 gallons of water per acre, unless otherwise specified.

Aerial Application

Refer to the **CROP SPECIFIC DIRECTIONS** section below for crops where this product may be applied aerially.

- **Field Crops (Non-Trees)** – Apply using a minimum of 2 gallons of water per acre, unless otherwise specified.
- **Tree Crops** – Apply using a minimum of 10 gallons of water per acre, unless otherwise specified.
- **ULV Applications in Corn (except California where ULV applications may not be made)** – Apply using a minimum of 1 gallon per acre. Thorough coverage is essential for best results when making ULV applications, refer to the **Application Equipment** section above for how to achieve optimal coverage.

Application through Irrigation Systems (Chemigation)

- This product may only be applied to crops via chemigation if explicitly allowed in this label.
- Apply this product through center pivot, hand move, moving wheel, or solid set irrigation systems only. **DO NOT** apply this product through any other type of irrigation system.
- Adverse crop response, lack of efficacy, or illegal crop pesticide residues can result from non-uniform distribution of treated water.
- Efficacy may be reduced if this product is applied using more than 0.1 – 0.25 inches of water per acre.
- Contact State Extension Service specialists, equipment manufacturers, or other experts if you have questions about calibration.
- **DO NOT** connect an irrigation system used for pesticide application (including greenhouse systems) to a public water system unless the pesticide label-prescribed safety devices for public water systems are in place.
- A person knowledgeable of the chemigation system and responsible for its operation, or under the supervision of the responsible person, must shut the system down and make necessary adjustments when required.
- Before application, the injector system and chemical tank must be flushed with clean water until thoroughly cleaned.

Operating Instructions

The system must contain a functional check valve, vacuum relief valve, and low-pressure drain appropriately located on the irrigation pipeline to prevent water-source contamination from backflow. The pesticide injection pipeline must contain a functional, automatic, quick-closing check valve to prevent the flow of fluid back toward the injection pump. The pesticide injection pipeline must also contain a functional, normally closed, solenoid-operated valve located on the intake side of the injection pump and connected to the system interlock to prevent fluid from being withdrawn from the supply tank when the irrigation system is either automatically or manually shut down. The system must contain functional interlocking controls to automatically shut off the pesticide injection pump when the water pump motor stops. The irrigation line or water pump must include a functional pressure switch which will stop the water pump motor when the water pressure decreases to the point where pesticide distribution is adversely affected. Systems must use a metering pump, including a positive displacement injection pump (e.g., diaphragm pump) effectively designed and constructed of materials that are compatible with pesticides and capable of being fitted with a system interlock. Be sure to allow the entire application to be flushed through the chemigation system before halting irrigation. A person knowledgeable of the chemigation system and responsible for its operation, or under the supervision of the responsible person, must shut the system down and make necessary adjustments when required. **DO NOT** connect an irrigation system (including greenhouse systems) used for pesticide application to a public water system unless the pesticide label-prescribed safety devices for public water systems are in place. **DO NOT** apply when wind speed favors drift beyond the area intended for treatment.

Center Pivot Irrigation

This product may only be applied using a center pivot drive system that provides uniform water distribution. End guns must NOT be used when chemigating due to their non-uniform distribution.

1. Based on the area to be treated, calculate the time required to apply 0.125 – 0.25 inches of water per acre over the application area. This calculation must be based on the system operating at pressures specified, with the system running at 80-95% of the rated capacity specified by the manufacturer. The lowest possible water volume *that maintains uniform distribution* must be used.
2. Determine the volume of water output by the injection pump under normal line pressure.
3. Based on label specified rates, determine the amount of this product necessary to cover the application area being treated.
4. Calculate the injection time necessary for coverage and in the solution tank, add the label specified amount of this product to the amount of water necessary to meet the injection time required for application.
5. Fully charge the irrigation system with water before commencing injection of the fungicide solution, being sure that the injection lasts as long as necessary to bring the irrigation system to full pressure.
6. Be sure to maintain constant agitation in the solution tank before and during the injection period.
7. Maintain the application until all of the injection solution has cleared the sprinkler heads.

Solid Set, Hand Move, and Moving Wheel Irrigation Equipment

1. Based on the area to be treated, adjust the flow rate of the system so that the contents of the solution tank are used within 20-30 minutes. The lowest possible water volume *that maintains uniform distribution* must be used.
2. Based on label specified rates, determine the amount of this product necessary to cover the application area being treated and add the required amount of this product to the amount of water determined necessary for a 20-30 minute application in Step 1 above to the solution tank.
3. Make the application using the pressure and time period determined in Step 1 above.
4. Upon completion of the treatment, stop the injection equipment but continue to operate the irrigation system until all of the injection solution has cleared the sprinkler heads.

Specific Instructions for Public Water Systems

1. Public water system means a system for the provision to the public of piped water for human consumption if such system has at least 15 service connections or regularly serves an average of at least 25 individuals daily at least 60 days out of the year.
2. Chemigation systems connected to public water systems must contain a functional, reduced pressure zone, back-flow preventer (RPZ) or the functional equivalent in the water supply line upstream from the point of pesticide introduction. As an option to the RPZ, the water from the public water system must be discharged into a reservoir tank prior to pesticide introduction. There must be a complete physical break (air gap) between the outlet end of the fill pipe and the top or overflow rim of the reservoir tank of at least twice the inside diameter of the fill pipe.
3. The pesticide injection pipeline must contain a functional, automatic, quick-closing check valve to prevent the flow of fluid back toward the injection pump.
4. The pesticide injection pipeline must contain a functional, normally closed, solenoid-operated valve located at the intake side of the injection pump and connected to the system interlock to prevent fluid from being withdrawn from the supply tank when the irrigation system is either automatically or manually shut down.
5. The system must contain functional interlocking controls to automatically shut off the pesticide injection pump when the water pump motor stops, or in cases where there is no water pump, when the water pressure decreases to the point where pesticide distribution is adversely affected.
6. Systems must use a metering pump, including a positive displacement injection pump (e.g., diaphragm pump) effectively designed and constructed of materials that are compatible with pesticides and capable of being fitted with a system interlock.
7. **DO NOT** apply when wind speed favors drift beyond the area intended for treatment.

RATE CONVERSION FOR AZOXY 2SC

Fl. oz. of Product per Acre	Pounds of Active Ingredient per Acre	Treated Acres per Gallons of Product	Fl. oz. of Product per Acre	Pounds of Active Ingredient per Acre	Treated Acres per Gallons of Product
4.0	0.065	32.0	14.5	0.236	8.8
4.5	0.073	28.4	15.0	0.244	8.5
5.0	0.081	25.6	15.5	0.252	8.3
5.5	0.089	23.3	16.0	0.260	8.0
6.0	0.098	21.3	16.5	0.268	7.8
6.5	0.106	19.7	17.0	0.276	7.5
7.0	0.114	18.3	17.5	0.284	7.3
7.5	0.122	17.1	18.0	0.293	7.1
8.0	0.130	16.0	18.5	0.301	6.9
8.5	0.138	15.1	19.0	0.309	6.7
9.0	0.146	14.2	19.5	0.317	6.6
9.5	0.154	13.5	20.0	0.325	6.4
10.0	0.163	12.8	20.5	0.333	6.2
10.5	0.171	12.2	21.0	0.341	6.1
11.0	0.179	11.6	21.5	0.349	6.0
11.5	0.187	11.1	22.0	0.358	5.8
12.0	0.195	10.7	22.5	0.366	5.7
12.5	0.203	10.2	23.0	0.374	5.6
13.0	0.211	9.8	23.5	0.382	5.4
13.5	0.219	9.5	24.0	0.390	5.3
14.0	0.228	9.1	24.5	0.398	5.2

CROP SPECIFIC DIRECTIONS

ALFALFA

Refer to the instructions for **Nongrass Animal Feeds Forage, Fodder, Straw and Hay**.

ALMONDS

For most effective disease control, apply by ground using a water volume that provides complete coverage.

This product may be applied by air prior to petal fall through five weeks after petal fall using a minimum of 15 gallons of water per acre. Note that control may be reduced if applied aerially.

DO NOT make more than 2 sequential applications of **Azoxy 2SC** or other Group 11 fungicides before alternation with a fungicide that is not in Group 11.

SPECIFIC DISEASE INSTRUCTIONS

DISEASE	APPLICATION USE RATE AND INSTRUCTIONS
Brown Rot Blossom Blight (<i>Monilinia</i> spp.)	Apply 12.0 – 15.5 fl. oz. (0.20 – 0.25 lb. a.i.) per acre at early bloom stage. Make first application at early bloom and subsequent applications through petal fall.
Alternaria Leaf and Fruit Spot (<i>A. Alternata</i>) Anthracnose (<i>Colletotrichum acutatum</i>) Leaf Blight (<i>Seimatosporium lichenicola</i>) Leaf Rust (<i>Tranzschelia discolor</i>) Scab (<i>Cladosporium carpophilum</i>) Shothole (<i>Wilsonomyces carpophilus</i>)	Make applications at a rate of 6.0 – 15.5 fl. oz. (0.10 – 0.25 lb. a.i.) per acre. The first application must be made at bud break before sign of disease, and subsequent applications at 7-14 day intervals following determined resistance management practices for your area.

USE RESTRICTIONS:

- **DO NOT** apply more than 15.5 fl. oz. (0.25 lb. a.i.) of this product per acre per application.
- **DO NOT** apply more than 92.3 fl. oz. (1.5 lb. a.i.) of this product per acre per year.
- **DO NOT** apply more than 1.5 pounds of azoxystrobin per acre per year.
- **DO NOT** make more than 15 applications at the 6.0 fl. oz./A (0.10 lb. a.i./A) rate or 5 applications at the 15.5 oz/A (0.25 lb. a.i./A) rate per year.
- Pre-Harvest Interval (PHI): 28 days
- Minimum Retreatment Interval (RTI): 7 days

ARTICHOKE, GLOBE

Apply via air, ground or chemigation. For most effective disease control, be sure to apply using a water volume that provides complete coverage while avoiding excessive runoff. An adjuvant may be used if desired.

DO NOT make more than 1 application of **Azoxy 2SC** or other Group 11 fungicides before alternation with a fungicide that is not in Group 11.

SPECIFIC DISEASE INSTRUCTIONS

DISEASE	APPLICATION USE RATE AND INSTRUCTIONS
Ramularia Leaf Spot (<i>Ramularia cynarae</i>)	Apply 11.0 – 15.5 fl. oz. (0.18 – 0.25 lb. a.i.) per acre preventatively or upon signs of disease, repeating every 14-21 days until harvest. Apply using 50 – 200 gallons of water per acre by ground, or a minimum of 5 gallons of water per acre for aerial applications.
USE RESTRICTIONS: <ul style="list-style-type: none">• DO NOT apply more than 15.5 fl. oz. (0.25 lb. a.i.) of this product per acre per application.• DO NOT apply more than 92.3 fl. oz. (1.5 lb. a.i.) of this product per acre per year.• DO NOT apply more than 1.5 pounds of azoxystrobin per acre per year.• DO NOT make more than 8 applications at the 11.0 fl. oz./A (0.18 lb. a.i./A) rate or 5 applications at the rate of 15.5 fl. oz./A (0.25 lb. a.i./A) per year.• Pre-Harvest Interval (PHI): 0 days• Minimum Retreatment Interval (RTI): 14 days	

ASPARAGUS

Apply via air, ground or chemigation. An adjuvant may be used if desired.

DO NOT make more than 1 application of **Azoxy 2SC** or other Group 11 fungicides before alternation with a fungicide that is not in Group 11.

SPECIFIC DISEASE INSTRUCTIONS

DISEASE	APPLICATION USE RATE AND INSTRUCTIONS
Stemphylium Purple Spot (<i>Stemphylium vesicarium</i>)	Apply 6.0 – 15.5 fl. oz. (0.10 – 0.25 lb. a.i.) per acre preventatively or upon signs of disease, repeating every 7-14 days as determined by resistance management practices for your area. Apply using a minimum of 10 gallons of water per acre by ground, or a minimum of 3 gallons of water per acre for aerial applications. Alternate with a different non-Group 11 fungicide after each application of Azoxy 2SC to help prevent resistance.
USE RESTRICTIONS: <ul style="list-style-type: none">• DO NOT apply more than 15.5 fl. oz. (0.25 lb. a.i.) of this product per acre per application.• DO NOT apply more than 92.3 fl. oz. (1.5 lb. a.i.) of this product per acre per year.• DO NOT apply more than 1.5 pounds of azoxystrobin per acre per year.• DO NOT make more than 15 applications at the 6.0 fl. oz./A (0.10 lb. a.i./A) rate or 5 applications at the 15.5 fl. oz./A (0.25 lb. a.i./A) rate per year.• Pre-Harvest Interval (PHI): 100 days• Minimum Retreatment Interval (RTI): 7 days	

BANANAS & PLANTAINS

This product may be applied by aerial, ground or chemigation applications. Apply by ground using a water volume that provides complete coverage for most effective disease control.

DO NOT make more than 2 sequential applications of **Azoxy 2SC** or other Group 11 fungicides before alternation with a fungicide that is not in Group 11.

SPECIFIC DISEASE INSTRUCTIONS

DISEASE	APPLICATION USE RATE AND INSTRUCTIONS
Black Sigatoka (<i>Mycosphaerella fijiensis</i>) Yellow Sigatoka (<i>Mycosphaerella musicola</i>)	Apply 5.5 – 8.5 fl. oz. (0.09 – 0.14 lb. a.i.) per acre by air, ground, or by chemigation before signs of disease appear, repeating every 12-14 days as determined by resistance management practices in your area.
Crown Rot/Crown Mold (<i>Colletotrichum musae</i> , <i>Fusarium pallidorozeum</i> , <i>Acremonium</i> spp., <i>Ceratocystis paradoxa</i> , <i>Glomerella cingulata</i> , <i>Penicillium</i> spp.)	Post-Harvest Use: Apply a 200 to 400 ppm solution, single application as a spray, dip or painted onto ends of the bananas in a 100-gallon spray solution (see Solution Preparation information below). If transportation distance is short (for instance, within the continental USA), the 200 ppm rate is appropriate. If transportation times are expected to be longer, use 300 to 400 ppm rate. Alum at 1% v/v may be added to the solution. If added, stir frequently because settling and flocculation can occur. To improve compatibility of the solution, add a non-ionic surfactant at 0.10% v/v. Solution Preparation in 100 gallons of water: Add 11 fl. oz. of this product to water for 200 ppm solution. Add 15 fl. oz. of this product to water for 300 ppm solution. Add 21 fl. oz. of this product to water for 400 ppm solution.
USE RESTRICTIONS: <ul style="list-style-type: none">• DO NOT apply more than 8.5 fl. oz. (0.14 lb. a.i.) of this product per acre per application.• DO NOT apply a total of more than 66.4 fl. oz. (1.08 lb. a.i.) of this product azoxystrobin per acre per year.• DO NOT apply a total of more than 1.08 lbs. of azoxystrobin per acre per year.• DO NOT make more than 12 applications at the 5.5 fl. oz./A (0.09 lb. a.i./A) rate or 7 applications at the 8.5 fl. oz./A (0.14 lb. a.i./A) rate per year.• Pre-Harvest Interval (PHI): 0 days• Minimum Retreatment Interval (RTI): 12 days• Post-Harvest:<ul style="list-style-type: none">- DO NOT store fruit that has been treated directly in the sun.- Only one post-harvest application is allowed.	

BERRIES, CANEBERRY, SUBGROUP 13-07A

Blackberry; Bingleberry; Boysenberry; Dewberry; Loganberry, Lowberry, Marionberry, Olallieberry, Raspberry (Black, Red and Wild); Youngberry and cultivars/hybrids of these

This product may be applied by air or ground application at first signs of disease. Apply using a water volume that provides complete coverage for most effective disease control.

DO NOT make more than 2 sequential applications of **Azoxy 2SC** or other Group 11 fungicides before alternation with a fungicide that is not in Group 11.

SPECIFIC DISEASE INSTRUCTIONS

DISEASE	APPLICATION USE RATE AND INSTRUCTIONS
Anthracnose (<i>Sphaceloma necator</i> , <i>Elsinoe veneta</i>) Botryosphaeria Canker (<i>B. dothidea</i>) Colletotrichum Rot (<i>Colletotrichum gloeosporioides</i>) Leaf Spot and Blotch (<i>Mycosphaerella</i> spp. <i>Septoria rubi</i> , <i>Sphaerulina rubi</i>) Powdery Mildew (<i>Sphaerotheca macularis</i> , <i>Microsphaera</i> spp., <i>Oidium</i> spp.) Rosette or Double Blossom of Blackberries (<i>Cercospora rubi</i>) Spur Blight (<i>Didymella applanata</i>)	Apply 6.0 – 15.5 fl. oz. (0.10 – 0.25 lb. a.i.) per acre by air or ground at first signs of disease and continue applications throughout the season every 7-14 days following resistance management practices in your area. When applying by air, use a minimum of 3 gallons of water per acre and by ground, a minimum of 10 gallons of water per acre.
Blackberry Rust (<i>Phragmidium</i> spp.)	Apply 10.0 – 15.5 fl. oz. (0.16 – 0.25 lb. a.i.) per acre by air or ground at first signs of disease and continue applications throughout the season every 7-14 days following resistance management practices in your area. When applying by air, use a minimum of 3 gallons of water per acre and by ground, a minimum of 10 gallons of water per acre.
USE RESTRICTIONS: <ul style="list-style-type: none"> • DO NOT apply more than 15.5 fl. oz. (0.25 lb. a.i.) of this product per acre per application. • DO NOT apply more than 92.3 fl. oz. (1.5 lb. a.i.) of this product per acre per year. • DO NOT apply more than 1.5 pounds of azoxystrobin per acre per year. • DO NOT make more than 15 applications at the 6.0 fl. oz./A (0.10 lb. a.i./A) rate or 5 applications at the 15.5 fl. oz./A (0.25 lb. a.i./A) rate per year. • Pre-Harvest Interval (PHI): 0 days • Minimum Retreatment Interval (RTI): 7 days 	

BERRIES, BUSHBERRY, SUBGROUP 13-07B

Aronia; Blueberry (highbush and lowbush); Currant (Black, Buffalo, Native, Red); Chilean Guava; Cranberry (highbush); Elderberry; European Barberry; Gooseberry; Honeysuckle, edible; Huckleberry; Jostaberry; Juneberry (Saskatoon berry); Lingonberry; Salal; Sea Buckthorn and cultivars/hybrids of these

This product may be applied by air, ground, or chemigation as preventative applications before signs of disease are present. Apply using a water volume that provides complete coverage for most effective disease control. Add an adjuvant at specified rates, if desired.

DO NOT make more than 2 sequential applications of **Azoxy 2SC** or other Group 11 fungicides before alternation with a fungicide that is not in Group 11.

SPECIFIC DISEASE INSTRUCTIONS

DISEASE	APPLICATION USE RATE AND INSTRUCTIONS
Alternaria Fruit Rot (<i>Alternaria</i> spp.) Anthracnose Fruit Rot (<i>Colletotrichum gloeosporioides</i>) Botryosphaeria Canker (<i>Botryosphaeria</i> spp.) Leaf Spot and Blotch (<i>Mycosphaerella</i> spp., <i>Septoria</i> spp.) Mummyberry (<i>Monilinia vaccinii-corymbos</i>) Phomopsis Leaf Spot, Twig Blight, and Stem Canker (<i>Phomopsis vaccinii</i>) Powdery Mildew (<i>Microsphaera vaccinii</i>) Septoria Blight (<i>Septoria</i> spp.) Spur Blight (<i>Didymella</i> spp., <i>Phoma</i> spp.)	Apply 6.0 – 15.5 fl. oz. (0.10 – 0.25 lb. a.i.) per acre by ground, air or chemigation. Make initial application just before conditions become conducive for disease. Continue applications throughout the season at 7-14 day intervals following resistance management practices for your area.
USE RESTRICTIONS: <ul style="list-style-type: none"> • DO NOT apply more than 15.5 fl. oz. (0.25 lb a.i.) of this product per acre per application. • DO NOT apply more than 46 fl. oz. (0.75 lb. a.i.) of this product per acre per year. • DO NOT apply more than 0.75 pound of azoxystrobin per acre per year. • DO NOT make more than 7 applications at the 6.0 fl. oz./A (0.10 lb a.i./A) rate or 2 applications at the 15.5 fl. oz./A (0.25 lb. a.i./A) rate per year. • Pre-Harvest Interval (PHI): 0 days • Minimum Retreatment Interval (RTI): 7 days 	

BERRY, LOW GROWING, SUBGROUP 13-07G (Except Cranberry)

Bearberry; Bilberry; Cloudberry; Muntries; Partridgeberry; Strawberry and cultivars/hybrids of these

This product may be applied by air, ground, or chemigation as preventative applications before signs of disease are present. Apply using a water volume that provides complete coverage for most effective disease control. Add an adjuvant at specified rates, if desired.

DO NOT make more than 2 sequential applications of **Azoxy 2SC** or other Group 11 fungicides before alternation with a fungicide that is not in Group 11.

SPECIFIC DISEASE INSTRUCTIONS

DISEASE	APPLICATION USE RATE AND INSTRUCTIONS
Crown and Root Rot (<i>Colletotrichum</i> spp.) – Suppression Only	Dip Applications at Transplant (commercially produced berries) For best results, prior to treatment, remove excess soil from the transplants by washing them gently. Mix 5 – 8 fl. oz. of this product per 100 gallons of water and dip plants in the solution for 2 to 5 minutes. Treated plants must be planted as soon as possible after treatment. For continued anthracnose control, follow a foliar application regime (below) 14 to 21 days after transplant that is consistent with resistance management practices in your area.
Anthracnose (<i>Colletotrichum fragariae</i>) Leather Rot (<i>Phytophthora cactorum</i>) Powdery Mildew (<i>Sphaerotheca macularis</i>) Botrytis on Foliage (<i>Botrytis cinerea</i>) – Suppression Only	Apply 6.0 – 15.5 fl. oz. (0.10 – 0.25 lb. a.i.) per acre per application. Make initial application just before conditions become conducive for disease. Continue applications throughout the season at 7-10 day intervals following resistance management practices for your area. Leather Rot: Make two 6.0 – 15.5 fl. oz. (0.10 – 0.25 lb. a.i.) per acre applications at a 7-day interval from late bloom through harvest. Nurseries (field): Make applications to young plants in field nurseries by drip or overhead chemigation or by ground. For drip irrigation, determine the rate by calculating as a band application using the root zone width as the band width. Make application through injecting product into irrigation water.

(continued)

BERRY, LOW GROWING, SUBGROUP 13-07G (Except Cranberry) (cont.)**SPECIFIC DISEASE INSTRUCTIONS**

DISEASE	APPLICATION USE RATE AND INSTRUCTIONS
Soilborne Diseases Basal Stem Rot (<i>Rhizoctonia solani</i>), Seedling Root Rot	Apply 0.40 – 0.80 fl. oz. of this product (0.10 – 0.20 oz. a.i.) per 1,000 row-feet following instructions in the SOILBORNE/SEEDLING DISEASE CONTROL section of this label.

USE RESTRICTIONS:

- **DO NOT** apply more than 15.5 fl. oz. (0.25 lb. a.i.) of this product per acre per application.
- **DO NOT** apply more than 61.5 fl. oz. (1.01 lb. a.i.) of this product per acre per year.
- **DO NOT** apply more than 1.0 pound of azoxystrobin per acre per year.
- **DO NOT** make more than 10 applications at the 6.0 fl. oz./A (0.10 lb a.i./A) rate or 3 applications at the 15.5 fl. oz./A (0.25 lb. a.i./A) rate per year.
- **DO NOT** use in plant propagation nurseries.
- Pre-Harvest Interval (PHI): 0 days
- Minimum Retreatment Interval (RTI): 7 days

CRANBERRY

This product may be applied by air, ground, or chemigation when conditions favor development of disease. Apply using a water volume that provides complete coverage for most effective disease control.

DO NOT make more than 2 sequential applications of **Azoxy 2SC** or other Group 11 fungicides before alternation with a fungicide that is not in Group 11.

SPECIFIC DISEASE INSTRUCTIONS

DISEASE	APPLICATION USE RATE AND INSTRUCTIONS
Cottonball (<i>Monilinia oxycoccii</i>) Fruit Rots (<i>Phylospora vacciniae</i> , <i>Glomerella cingulate</i> , <i>Coleophoma empetri</i>) Lophodermium Twig Blight (<i>Lophodermium</i> spp.)	Apply 6.0 – 15.5 fl. oz. (0.10 – 0.25 lb. a.i.) per acre per application. For fruit rot, cottonball, and twig blight, make applications by air, ground, or chemigation at 5 to 10% bloom. If conditions favor disease development, continue treatments on a 7- to 14-day interval following a resistance management program for your area.
Fairy Ring (<i>Psilocybe</i> spp.) – Suppression Only	Apply 15.5 fl. oz. (0.25 lb. a.i.) per acre in 30 to 100 gallons of water to the affected area. For treatment area - determine the ring diameter and add an additional 10 feet to the diameter. Make initial application at bud break. Follow application by 1 to 2 hours of irrigation to allow for adequate penetration. If needed, make an additional application 14 to 28 days later. Ensure sufficient water volume for thorough and uniform coverage and penetration.

USE RESTRICTIONS:

- **DO NOT** apply more than 15.5 fl. oz. (0.25 lb. a.i.) of this product per acre per application.
- **DO NOT** apply more than 92.3 fl. oz. (1.5 lb. a.i.) of this product per acre per year.
- **DO NOT** apply more than 1.5 pounds of azoxystrobin per acre per year.
- **DO NOT** make more than 15 applications at the 6.0 fl. oz./A (0.10 lb a.i./A) rate or 5 applications at the 15.5 fl. oz./A (0.25 lb. a.i./A) per year.
- Pre-Harvest Interval (PHI): 3 days
- **DO NOT** treat cranberry bogs also used for aquaculture.
- **DO NOT** apply to flooded bogs.
- **DO NOT** release flood or irrigation water to non-target aquatic habitat for a minimum of 14 days after application.
- Minimum Retreatment Interval (RTI): 7 days.

BRASSICA, HEAD and STEM, SUBGROUP 5A

Broccoli; Chinese Broccoli (gai lan); Brussels Sprouts; Cabbage (including Chinese, napa, gai choy); Chinese Mustard; Cauliflower; Cavalo Broccolo; Kohlrabi and cultivars/hybrids of these.

This product may be applied by air, ground, or chemigation as preventative applications before signs of disease are present. Apply using a water volume that provides complete coverage for most effective disease control. Add an adjuvant at specified rates, if desired.

DO NOT make more than 2 sequential applications of **Azoxy 2SC** or other Group 11 fungicides before alternation with a fungicide that is not in Group 11.

SPECIFIC DISEASE INSTRUCTIONS

DISEASE	APPLICATION USE RATE AND INSTRUCTIONS
Alternaria Leaf Spot (<i>Alternaria</i> spp.) Anthracnose (<i>Colletotrichum</i> spp.) Cercospora Leaf Spot (<i>Cercospora brassicicola</i>) Downy Mildew (<i>Peronospora parasitica</i>) Pin Rot (<i>Alternaria</i> spp.) Powdery Mildew (<i>Erysiphe polygoni</i>) Rhizoctonia Blight (<i>Rhizoctonia solani</i>) Ring Spot (<i>Mycosphaerella brassicicola</i>) White Leaf Spot (<i>Pseudocercospora capsellae</i>) White Rust (<i>Albugo candida</i>)	Apply 6.0 – 15.5 fl. oz. (0.10 – 0.25 lb. a.i.) per acre preventatively or upon signs of disease, repeating at 7-14-day intervals following resistance management practices for your area. When applying by air, use a minimum of 3 gallons of water per acre and by ground, a minimum of 10 gallons per acre.
USE RESTRICTIONS: <ul style="list-style-type: none"> • DO NOT apply more than 15.5 fl. oz. (0.25 lb. a.i.) of this product per acre per application. • DO NOT apply more than 92.3 fl. oz. (1.5 lb. a.i.) of this product per acre per year. • DO NOT apply a total of more than 1.5 pounds of azoxystrobin per acre per year. • DO NOT make more than 15 applications at the 6.0 fl. oz./A (0.10 lb a.i./A) rate or 5 applications at the 15.5 fl. oz./A (0.25 lb. a.i./A) rate per year. • Pre-Harvest Interval (PHI): 0 days • Minimum Retreatment Interval (RTI): 7 days 	

BRASSICA, LEAFY GREENS, SUBGROUP 5B

Broccoli Raab; Chinese Cabbage; Collards; Kale; Mizuna; Mustard Greens; Mustard Spinach; Rape Greens and cultivars/hybrids of these

This product may be applied by air, ground, or chemigation as preventative applications before signs of disease are present. Apply using a water volume that provides complete coverage for most effective disease control. Add an adjuvant at specified rates, if desired.

DO NOT make more than one application of **Azoxy 2SC** or other Group 11 fungicides before alternation with a fungicide that is not in Group 11.

SPECIFIC DISEASE INSTRUCTIONS

DISEASE	APPLICATION USE RATE AND INSTRUCTIONS
Alternaria Leaf Spot (<i>Alternaria</i> spp.) Anthracnose (<i>Colletotrichum</i> spp.) Black Spot (<i>Alternaria</i> spp.) Cercospora Leaf Spot (<i>Cercospora</i> spp.) Downy Mildew (<i>Peronospora parasitica</i>) Powdery Mildew (<i>Erysiphe polygoni</i>) Ring Spot (<i>Mycosphaerella brassicicola</i>) White Rust (<i>Albugo candida</i>)	Apply 6.0 – 15.5 fl. oz. (0.10 – 0.25 lb. a.i.) per acre preventatively or upon signs of disease, repeating at 7-14-day intervals as determined by resistance management practices in your area.
Soilborne Diseases Seedling Root Rot and Basal Stem Rot (<i>Rhizoctonia solani</i>)	Apply 0.40 – 0.80 fl. oz. (0.10 – 0.20 oz. a.i.) per 1,000 row-feet following the instructions in the SOILBORNE/SEEDLING DISEASE CONTROL section of this label.
USE RESTRICTIONS: <ul style="list-style-type: none"> • DO NOT apply more than 15.5 fl. oz. (0.25 lb. a.i.) of this product per acre per application. • DO NOT apply more than 46.0 fl. oz. (0.75 lb. a.i.) of this product per acre per year. • DO NOT apply a total of more than 0.75 pound of azoxystrobin per acre per year. • DO NOT make more than 7 applications at the 6.0 fl. oz./A (0.10 lb. a.i./A) rate or 2 applications at the 15.5 fl. oz./A (0.25 lb. a.i./A) rate per year. • Pre-Harvest Interval (PHI): 0 days • Minimum Retreatment Interval (RTI): 7 days 	

BULB VEGETABLES, CROP GROUP 3-07

Garlic; Leek; Onion, bulb (Daylily, bulb; Fritillaria, bulb; Garlic, bulb; Garlic, great-headed; bulb; Garlic, serpent, bulb; Lily, bulb; Onion, bulb; Onion, Chinese, bulb; Onion, pearl; Onion, potato, bulb; Shallot, bulb); Onion, green (Chive, fresh leaves; Chive, Chinese, fresh Leaves); Elegans hosta; Fritillaria, leaves; Kurrat; Lady's leek; Leek; Leek, wild; Onion, Beltsville; Bunching; Onion (fresh; green; macrostem; tree, tops; Welsh, tops; Shallot, fresh leaves) and cultivars/hybrids of these

Be sure to test any mixtures of this product with insecticides and/or silicone adjuvants for adverse crop response before application to the crop.

This product may be applied by air, ground, or chemigation as preventative applications before signs of disease are present. Apply using a water volume that provides complete coverage for most effective disease control. Add an adjuvant at specified rates, if desired.

DO NOT make more than one application of **Azoxy 2SC** or other Group 11 fungicides before alternation with a fungicide that is not in Group 11.

SPECIFIC DISEASE INSTRUCTIONS

DISEASE	APPLICATION USE RATE AND INSTRUCTIONS
Cladosporium Leaf Blotch (<i>Cladosporium allii</i>) Powdery Mildew (<i>Leveillula taurica</i>) Purple Blotch and Leaf Blight (<i>Alternaria porri</i> , <i>Stemphylium vesicarium</i>) Rust (<i>Puccinia allii</i>)	Apply 6.0 – 12.0 fl. oz. (0.10 – 0.20 lb. a.i.) per acre by air, ground, or chemigation. Make the first application when conditions become conducive for disease and continue applications at 7-14 day intervals as determined by resistance management practices in your area. To increase the likelihood of control when applying by air, the higher rates listed must be used.
Botrytis Leaf Blight (<i>Botrytis aclada</i>)	Apply 9.0 – 15.5 fl. oz. (0.15 – 0.25 lb. a.i.) per acre by air, ground, or chemigation. Make the first application before signs of disease develop and when conditions become conducive for disease. Continue applications at 7-14 day intervals as determined by resistance management practices in your area. Use the higher rates listed to increase the likelihood of control when applying by air.
Downy Mildew (<i>Peronospora destructor</i>)	Apply 9.0 – 15.5 fl. oz. (0.15 - 0.25 lb. a.i.) per acre by air, ground, or chemigation. Make the first application before signs of disease develop and when conditions become conducive for disease. Continue applications at 5-7 day intervals as determined by resistance management practices in your area. Use the higher rates listed to increase the likelihood of control when applying by air.
Soilborne Diseases including Rhizoctonia Damping-Off (<i>Rhizoctonia solani</i>)	Apply 0.40 – 0.80 fl. oz. (0.10 – 0.20 oz. a.i.) per 1,000 row-feet following the instructions in the SOILBORNE/SEEDLING DISEASE CONTROL section of this label. To reduce adverse crop response from in-furrow applications (particularly when fertilizer is added to the tank mix), make the spray application just before seed planting so that most of the application is beneath the seed.

USE RESTRICTIONS:

- **DO NOT** apply more than 15.5 fl. oz. (0.25 lb. a.i.) of this product per acre per application.
- **DO NOT** apply more than 92.3 fl. oz. (1.5 lb. a.i.) of this product per acre per year.
- **DO NOT** apply more than 1.5 pounds of azoxystrobin per acre per year.
- **DO NOT** make more than 15 applications at the 6.0 fl. oz./A (0.10 lb. a.i./A) rate or 5 applications at the 15.5 fl. oz./A (0.25 lb. a.i./A) rate per year.
- Pre-Harvest Interval (PHI): 0 days
- Minimum Retreatment Interval (RTI): 5 days

CARROTS

This product may be applied by air, ground, or chemigation as preventative applications before signs of disease are present. Apply using a water volume that provides complete coverage for most effective disease control. Add an adjuvant at specified rates, if desired.

DO NOT make more than 1 application of **Azoxystrobin** or other Group 11 fungicides before alternation with a fungicide that is not in Group 11.

SPECIFIC DISEASE INSTRUCTIONS

For additional diseases, refer to the **VEGETABLES, ROOT** section.

DISEASE	APPLICATION USE RATE AND INSTRUCTIONS
Cercospora Leaf Spot (<i>Cercospora</i> spp.) Early Blight (<i>Cercospora carotae</i>) Late Blight (<i>Alternaria dauci</i>) Powdery Mildew (<i>Erysiphe</i> spp.) White Mold (<i>Sclerotium rolfsii</i>)	Apply 9.0 – 20.0 fl. oz. (0.15 – 0.33 lb. a.i.) per acre by air, ground, or chemigation. Make the first application before signs of disease are present when conditions are conducive for disease. Continue applications at 7-14 day intervals as determined by resistance management practices in your area.
Soilborne Diseases including Rhizoctonia Root Rot (<i>Rhizoctonia solani</i>)	Apply 0.40 – 0.80 fl. oz. (0.10 – 0.20 oz. a.i.) per 1,000 row-feet following the instructions in the SOILBORNE/ SEEDLING DISEASE CONTROL section of this label.
USE RESTRICTIONS: <ul style="list-style-type: none">• DO NOT apply more than 20.0 fl. oz. (0.33 lb. a.i.) of this product per acre per application.• DO NOT apply more than 123 fl. oz. (2.0 lb. a.i.) of this product per acre per year.• DO NOT apply more than 2.0 pounds of azoxystrobin per acre per year.• DO NOT make more than 13 applications at the 9.0 fl. oz./A (0.15 lb. a.i./A) rate or 6 applications at the 20.0 fl. oz./A (0.33 lb. a.i./A) rate per year.• Pre-Harvest Interval (PHI): 0 days• Minimum Retreatment Interval (RTI): 7 days	

CELERY

This product may be applied by air, ground, or chemigation as preventative applications before signs of disease are present. Apply using a water volume that provides complete coverage for most effective disease control. Add an adjuvant at specified rates, if desired.

DO NOT make more than 1 application of **Azoxystrobin** or other Group 11 fungicides before alternation with a fungicide that is not in Group 11.

SPECIFIC DISEASE INSTRUCTIONS

For additional diseases, refer to the **LEAFY VEGETABLES** section.

DISEASE	APPLICATION USE RATE AND INSTRUCTIONS
Early Blight (<i>Cercospora carotae</i>) Late Blight (<i>Alternaria dauci</i>)	Apply 9.0 – 15.5 fl. oz. (0.15 – 0.25 lb. a.i.) per acre by air, ground, or chemigation. Make the first application before signs of disease are present when conditions are conducive for disease. Continue applications at 7-14 day intervals as determined by resistance management practices in your area.
Soilborne Diseases including Rhizoctonia Root Rot (<i>Rhizoctonia solani</i>)	Apply 0.40 – 0.80 fl. oz. (0.10 – 0.20 oz. a.i.) per 1,000 row-feet following the instructions in the SOILBORNE/SEEDLING DISEASE CONTROL section of this label.
USE RESTRICTIONS: <ul style="list-style-type: none">• DO NOT apply more than 15.5 fl. oz. (0.25 lb. a.i.) of this product per acre per application.• DO NOT apply more than 92.3 fl. oz. (1.5 lb. a.i.) of this product per acre per year.• DO NOT apply a total of more than 1.5 pounds of azoxystrobin per acre per year.• DO NOT make more than 10 applications at the 9.0 fl. oz./A (0.15 lb. a.i./A) rate or 5 applications at the 15.5 fl. oz./A (0.25 lb. a.i./A) rate per year.• Pre-Harvest Interval (PHI): 0 days• Minimum Retreatment Interval (RTI): 7 days	

CEREALS - BARLEY, OATS & RYE

Apply prior to development of disease via air, ground or chemigation, being sure to apply sufficient volume to guarantee coverage, and allow application to dry before a rainfall event occurs. In order to maximize control, the flag leaf must be protected.

Because excessive water may reduce efficacy when applying by chemigation, use 0.1 – 0.25 inches of water per acre.

To optimize performance, a crop oil concentrate adjuvant may be added at 1.0% v/v.

DO NOT apply more than 2 sequential applications of this product or other Group 11 fungicides before alternation with a fungicide that is not in Group 11.

SPECIFIC DISEASE INSTRUCTIONS

DISEASE	APPLICATION USE RATE AND INSTRUCTIONS
Black Point or Kernel Blight (<i>Cochliobolus sativus</i> or <i>Alternaria</i> spp.) Leaf Rust (<i>Puccinia hordei</i> , <i>P. recondita</i>)	Apply 6.0 – 12.0 fl. oz. (0.10 – 0.20 lb. a.i.) per acre by ground, air, or chemigation.
Barley Stripe (<i>Pyrenophora graminea</i>) Net Blotch (<i>Pyrenophora teres</i>) Scald (<i>Rhynchosporium secalis</i>) Septoria Leaf and Glume Blotch (<i>Septoria</i> spp., <i>Stagonospora</i> spp.) Spot Blotch (<i>Cochliobolus sativus</i>) Stem Rust (<i>Puccinia graminis</i> f. sp. <i>tritici</i>) Stripe Rust (<i>Puccinia striiformis</i>) Tan Spot (<i>Pyrenophora trichostoma</i>)	Apply 9.0 – 12.0 fl. oz. (0.15 – 0.20 lb. a.i.) per acre by ground, air, or chemigation.
Powdery Mildew (<i>Erysiphe graminis</i> f. sp. <i>hordei</i>) Stagonospora Blotch (<i>Stagonospora nodorum</i>)	Apply 12.0 fl. oz. (0.20 lb. a.i.) per acre by ground, air, or chemigation.

USE RESTRICTIONS:

- **DO NOT** apply more than 12.0 fl. oz. 0.20 lb. a.i.) of this product per acre per application.
- **DO NOT** apply more than 24.5 fl. oz. (0.40 lb. a.i.) of this product per acre per year.
- **DO NOT** apply more than 0.40 pound of azoxystrobin per acre per year.
- **DO NOT** make more than 4 applications at 6 fl. oz./A (0.10 lb. a.i./A) rate or 2 applications at 12 fl. oz./A (0.20 lb. a.i./A) rate per year.
- Pre-Harvest Interval (PHI): 7 days - Grazing, Forage, and Hay
- **DO NOT** apply this product after Feekes growth scale of 10.54.
- Minimum Retreatment Interval (RTI): 14 days

CHRISTMAS TREES

This product may be applied by air, ground, or chemigation as preventative applications before signs of disease are present. Apply using a water volume that provides complete coverage for most effective disease control. Add an adjuvant at specified rates, if desired.

DO NOT make more than 2 sequential applications of **Azoxy 2SC** or other Group 11 fungicides before alternation with a fungicide that is not in Group 11.

SPECIFIC DISEASE INSTRUCTIONS

DISEASE	APPLICATION USE RATE AND INSTRUCTIONS
Diplodia Tip Blight (<i>Diplodia pinea</i>) Lophodermium Needlecast (<i>Lophodermium pinastris</i>) Swiss Needlecast (<i>Phaeocryptopus gaumannii</i>)	Apply 6.0 – 15.5 fl. oz. (0.10 – 0.25 lb. a.i.) per acre by air, ground, or chemigation. Make the first application before signs of disease are present when conditions are conducive for disease. Continue applications at 7-21 day intervals as determined by resistance management practices in your area.

USE RESTRICTIONS:

- **DO NOT** apply more than 15.5 fl. oz. (0.25 lb. a.i.) of this product per acre per application.
- **DO NOT** apply more than 123 fl. oz. (2.0 lb. a.i.) of this product per acre per year.
- **DO NOT** apply a total of more than 2.0 pounds of azoxystrobin per acre per year.
- **DO NOT** make more than 20 applications at the 6.0 fl. oz./A (0.10 lb. a.i./A) rate or 7 applications at the 15.5 fl. oz./A (0.25 lb. a.i./A) rate per year.
- Pre-Harvest Interval (PHI): Not Applicable
- Minimum Retreatment Interval (RTI): 7 days

CITRUS FRUIT, CROP GROUP 10-10

Australian Desert Lime (*Eremocitrus glauca*); Australian Finger Lime (*Microcitrus australasica*); Australian Round Lime (*Microcitrus australis*); Brown River Finger Lime (*Microcitrus papuana*); Calamondin (*Citrofortunella microcarpa*); Citron (*Citrus medica*); Citrus Hybrids, *Citrus* spp., *Eremocitrus* spp., *Fortunella* spp., *Microcitrus* spp., and *Poncirus* spp., Grapefruit (*Citrus paradise*); Japanese Summer Grapefruit (*Citrus natsudaïdaï*); Kumquat (*Fortunella* spp.); Lemon (*Citrus limon*); Lime (*Citrus aurantiifolia*); Mediterranean Mandarin (*Citrus deliciosa*); Mount White Lime (*Microcitrus garrowayae*); New Guinea Wild Lime (*Microcitrus warburgiana*); Orange, Sour (*Citrus aurantium*); Orange, Sweet (*Citrus sinensis*); Pummelo (*Citrus maxima*); Russell River Lime (*Microcitrus inodora*); Satsuma Mandarin (*Citrus unshiu*); Sweet Lime (*Citrus limetta*); Tachibana Orange (*Citrus tachibana*); Tahiti Lime (*Citrus latifolia*); Tangelo (*Citrus x tangelo*); Tangerine (Mandarin) (*Citrus reticulata*); Tangor (*Citrus nobilis*); Trifoliolate Orange (*Poncirus trifoliata*); Uniq Fruit (*Citrus aurantium* Tangelo group) and cultivars/hybrids of these

This product may be applied by air, ground, or chemigation as preventative applications before signs of disease are present. Post-harvest treatment of citrus must be conducted with a closed automated system only, and not in an automated system that is not closed. Post-harvest treatment of citrus must not be made using a mechanically- pressurized handgun. See specific instructions below. Apply using a water volume that provides complete coverage for most effective disease control. Add an adjuvant at specified rates, if desired.

DO NOT make more than 2 sequential applications of **Azoxy 2SC** or other Group 11 fungicides before alternation with a fungicide that is not in Group 11.

SPECIFIC DISEASE INSTRUCTIONS

DISEASE	APPLICATION USE RATE AND INSTRUCTIONS
Albinism (<i>Alternaria alternata</i> pv <i>citri</i>) Alternaria Leaf and Fruit Spot (<i>Alternaria citri</i>) Anthracnose (<i>Colletotrichum acutatum</i> , <i>C. gloeosporioides</i>) Cercospora Leaf Spot (<i>Cercospora</i> spp.) Diplodia Stem-End Rot (<i>Diplodia natalensis</i>) Melanose (<i>Diaporthe citri</i>) Penicillium Decays - Green Mold, Whisker Mold, Suppression of Blue Mold (<i>Penicillium</i> spp.) Phomopsis Stem-End Rot (<i>Phomopsis citri</i>) Post Bloom Fruit Drop (PFD) (<i>Colletotrichum acutatum</i>) Powdery Mildew (<i>Erysiphe</i> spp.) Scab (<i>Elsinoe fawcettii</i>) Sweet Orange Scab (<i>Elsinoe australis</i>)	Apply 12.0 – 15.5 fl. oz. (0.20 – 0.25 lb. a.i.) per acre by air, ground, or by chemigation. Make the first application before signs of disease are present when conditions are conducive for disease or at first sign of disease. Continue applications at 7-21 day intervals as determined by resistance management practices in your area. Use the higher use rate when conditions favor disease or when disease pressure is high.
Greasy Spot (<i>Mycosphaerella citri</i>)	Follow directions above and add a horticultural spray oil to improve control.
Black Spot (<i>Guignardia citricarpa</i>)	Apply 9.0 – 15.5 fl. oz. (0.15 – 0.25 lb. a.i.) per acre by air, ground, or by chemigation. Make the first application before signs of disease are present when conditions are conducive for disease or at first sign of disease. Continue applications at 7-21 day intervals as determined by resistance management practices in your area. Use the higher use rate when conditions favor disease or when disease pressure is high.
ON PUMMELO ONLY Soilborne Diseases Seedling Root Rot and Basal Stem Rot (<i>Rhizoctonia solani</i>) (Not approved for this use in California.)	Apply 0.40 – 0.80 fl. oz. (0.10 – 0.20 oz. a.i.) per 1,000 row- feet following the instructions in the SOILBORNE/SEEDLING DISEASE CONTROL section of this label.

(continued)

CITRUS FRUIT, CROP GROUP 10-10 (cont.)**SPECIFIC DISEASE INSTRUCTIONS**

DISEASE	APPLICATION USE RATE AND INSTRUCTIONS
Penicillium Decays (Green Mold, Whisker Mold, and Suppression of Blue Mold) (<i>Penicillium</i> spp.) Diplodia Stem-End Rot (<i>Diplodia natalensis</i>) Phomopsis Stem-End Rot (<i>Phomopsis citri</i>)	<p>Post-Harvest Applications: Post-harvest treatment of citrus must be conducted with a closed automated system only, and not in an automated system that is not closed. Post-harvest treatment of citrus must not be made using a mechanically-pressurized handgun. Apply as indicated below as a drench, dip, flood, or spray application as a post-harvest application.</p> <p>Dilute/High Volume Applications: Add no more than 9 fl. oz. (0.148 lb. a.i.) of this product to 25 to 100 gallons of a solution with specified amounts of water, oil/wax emulsion or an aqueous dilution of oil/wax emulsion for crop being treated. Apply with either T-Jet, flooders or a system that is comparable to these.</p> <p>Concentrate/Low Volume Applications: Add no more than 9 fl. oz. (0.148 lb. a.i.) of this product in 7 to 25 gallons of a solution with specified amounts of water, oil/wax emulsion or an aqueous dilution of oil/wax emulsion for crop being treated. Apply with a system that has a controlled-droplet applicator. Volume is sufficient to treat 250,000 lbs. of fruit.</p> <p>Dip Applications: Add no more than 9 fl. oz. (0.148 lb. a.i.) of this product to 100 gallons of water, with specified amounts of oil/wax emulsion or an aqueous dilution of oil/wax emulsion for crop being treated. Dip fruit for about 30 seconds and then allow fruit to drain. Fruit can be treated before storage and also just before sending to market.</p> <p>Post-Harvest Restrictions: DO NOT apply more than 9 fl. oz. (0.148 lb. a.i.) of this product per application. DO NOT apply more than 18 fl. oz. (0.296 lb. a.i.) of this product post-harvest. DO NOT make more than two applications post-harvest. DO NOT store fruit directly in the sun as product may degrade with sunlight.</p>
<p>USE RESTRICTIONS:</p> <ul style="list-style-type: none">• DO NOT apply more than 15.5 fl. oz. (0.25 lb. a.i.) of this product per acre per application.• DO NOT apply more than 92.3 fl. oz. (1.5 lb. a.i.) of this product per acre per year.• DO NOT apply a total of more than 1.5 pounds of azoxystrobin per acre per year.• DO NOT make more than 10 applications at the 9.0 fl. oz./A (0.15 lb. a.i./A) rate or 5 applications at the 15.5 fl. oz./A (0.25 lb. a.i./A) rate per year.• DO NOT use this product in nurseries for propagation of citrus.• Pre-Harvest Interval (PHI): 0 days• Minimum Retreatment Interval (RTI): 7 days	

CLOVER (and clover-containing stands)

Refer to the directions for **Non-grass Animal Feeds Forage, Fodder, Straw and Hay.**

CORN (FIELD, POP & SWEET - Including crops grown for seed production)

This product may be applied by air, ground, or chemigation as preventative applications before signs of disease are present or at the onset of disease. Apply using a water volume that provides complete coverage for most effective disease control. Add an adjuvant at specified rates, if desired.

DO NOT make more than 2 sequential applications of **Azoxy 2SC** or other Group 11 fungicides before alternation with a fungicide that is not in Group 11.

Early Season Applications (V4 to V8 Growth Stages)

To control disease early in the season, apply 6.0 fl. oz. (0.10 lb. a.i.) of this product per acre by air, ground, or by chemigation. Consult your local Axill Solutions, LLC representative for advice if you intend to make applications of this product early in the season mixed with any herbicides other than mesotrione, s-metolachlor, or glyphosate solo products.

SPECIFIC DISEASE INSTRUCTIONS

DISEASE	APPLICATION USE RATE AND INSTRUCTIONS
Anthraxnose Leaf Blight (<i>Colletotrichum graminicola</i>) Eye Spot (<i>Aureobasidium zeae</i>) Northern Corn Leaf Blight (<i>Setosphaeria turcica</i>) Northern Corn Leaf Spot (<i>Cochliobolus carbonum</i>) Physoderma Brown Spot (<i>Physoderma maydis</i>) Southern Corn Leaf Blight (<i>Cochliobolus heterostrophus</i>) Southern Rust (<i>Puccinia polyspora</i>)	Apply 6.0 – 15.5 fl. oz. (0.10 – 0.25 lb. a.i.) per acre by air, ground, or by chemigation. Begin applications preventatively or upon first signs of disease. Continue applications at 7- to 14-day intervals as determined by resistance management practices in your area.
Rust (<i>Puccinia sorghi</i>)	Apply 6.0 – 9.0 fl. oz. (0.10 – 0.15 lb. a.i.) per acre by air, ground, or by chemigation. Begin applications preventatively or upon first signs of disease. Continue applications at 7- to 14-day intervals as determined by resistance management practices in your area.
Gray Leaf Spot (<i>Cercospora zeae-maydis</i>)	Apply 6.0 – 15.5 fl. oz. (0.10 – 0.25 lb. a.i.) per acre at first signs of disease. If disease is still present after the first application, a second application may be required 14 days later if disease pressure persists.
Soilborne Diseases Rhizoctonia Root and Stalk Rot (<i>Rhizoctonia solani</i>)	Apply 0.40 – 0.80 fl. oz. (0.10 – 0.20 oz. a.i.) per 1,000 row-feet following the instructions in the SOILBORNE/SEEDLING DISEASE CONTROL section of this label.
USE RESTRICTIONS: <ul style="list-style-type: none">• DO NOT apply more than 15.5 fl. oz. (0.25 lb. a.i.) of this product per acre per application.• DO NOT apply more than 123 fl. oz. (2.0 lb. a.i.) of this product per acre per year.• DO NOT apply more than 2.0 pounds of azoxystrobin per acre per year.• DO NOT make more than 20 applications at the 6.0 fl. oz./A (0.10 lb. a.i./A) rate or 7 applications at the 15.5 fl. oz./A (0.25 lb. a.i./A) rate per year, except for field corn and field corn grown for seed.• Field Corn and Field Corn Grown for Seed: DO NOT make more than 2 applications per year.• Pre-Harvest Interval (PHI): 7 days• Minimum Retreatment Interval (RTI): 7 days	

COTTON

This product may be applied by air, ground, or chemigation as preventative applications before signs of disease are present or at the onset of disease. Apply using a water volume that provides complete coverage for most effective disease control. Add an adjuvant at specified rates, if desired.

DO NOT make more than 2 foliar applications of **Azoxy 2SC** or other Group 11 fungicides before alternation with a fungicide that is not in Group 11.

SPECIFIC DISEASE INSTRUCTIONS

DISEASE	APPLICATION USE RATE AND INSTRUCTIONS
Alternaria Leaf Spot (<i>Alternaria</i> spp.) Anthracnose (<i>Glomerella gossypii</i>) Areolate Mildew (<i>Ramularia gossypii</i>) Ascochyta Blight (<i>A. gossypii</i>) Boll Rot (<i>Ascochyta gossypii</i> , <i>Alternaria</i> spp., <i>Diplodia</i> spp., <i>Phoma</i> spp.) Cotton Rust (<i>Puccinia schedonnardii</i>) Hardlock (<i>Fusarium verticillioides</i>) Leaf Spots and Blights (<i>Alternaria</i> spp., <i>Ascochyta gossypii</i> , <i>Cercospora</i> spp., <i>Stemphylium</i> spp.) Southwestern Cotton Rust (<i>Puccinia cacabata</i>) Stemphylium Leaf Spot (<i>Stemphylium</i> spp.) Target Spot (<i>Corynespora cassiicola</i>)	Apply 6.0 – 9.0 fl. oz. (0.10 – 0.15 lb. a.i.) per acre by air, ground, or chemigation applications. Use a minimum of 10 gallons of water per acre for ground applications and 5 gallons of water per acre for air applications. This product may be used on cotton early in the season for suppression of damping-off and other diseases that may occur when conditions are conducive for disease development and poor cotton growth. Begin applications preventatively or upon first signs of disease. To protect plant, application timing must target pinhead square to first bloom stages. Continue applications at 14- to 21-day intervals as determined by resistance management practices in your area, environmental conditions, and health of plant. If conditions are poor and lead to seedling disease or poor plant growth, an early season application may be made to suppress damping-off and other disease that may lead to loss of stand.
Soilborne Diseases Rhizoctonia Seedling Blight (<i>Rhizoctonia solani</i>) Pythium Seedling Blight (<i>Pythium aphanidermatum</i>)	Apply 0.40 – 0.80 fl. oz. (0.10 – 0.20 oz. a.i.) in 3 to 7 gallons of water per 1,000 row-feet using an in-furrow spray at planting. The spray nozzle must be mounted to direct the application in-furrow just before the seed is covered. If Pythium has historically been an issue, climate conditions favor disease development, or minimum/low till programs are being implemented, use the higher rates listed. Refer to the instructions in the SOILBORNE/SEEDLING DISEASE CONTROL section of this label for directions and rates.

USE RESTRICTIONS:

- **DO NOT** apply more than 9.0 fl. oz. (0.15 lb. a.i.) of this product per acre per application.
- **DO NOT** apply more than 27 fl. oz. (0.44 lb. a.i.) of this product per acre per crop per year as a foliar spray.
- **DO NOT** apply a total of more than 0.44 pounds of azoxystrobin per acre per year.
- **DO NOT** make more than 4 applications at the 6.0 fl. oz./A (0.10 lb. a.i./A) rate or 3 applications at the 9.0 fl. oz./A (0.15 lb. a.i./A) rate per year.
- Pre-Harvest Interval (PHI): 45 days
- Minimum Retreatment Interval (RTI): 14 days

CUCURBITS, CROP GROUP 9

Cantaloupe; Chayote; Chinese Waxgourd; Cucumber; Gourds; Honeydew; Melons (*Momordica* spp. Including bitter melon and balsam apple; Muskmelon; Pumpkin; Squash; Watermelon; Zucchini and cultivars/hybrids of these

This product may be applied by air, ground, or chemigation when conditions favor development of disease. Apply using a water volume that provides complete coverage for most effective disease control. Add an adjuvant at specified rates, if desired.

DO NOT make more than 1 application of **Azoxy 2SC** or other Group 11 fungicides before alternation with a fungicide that is not in Group 11.

SPECIFIC DISEASE INSTRUCTIONS

DISEASE	APPLICATION USE RATE AND INSTRUCTIONS
Alternaria Blight (<i>Alternaria cucumerina</i>) Anthracnose (<i>Colletotrichum lagenarium</i>) Cercospora Leaf Spot (<i>Cercospora citrullina</i>) Gummy Stem Blight (<i>Didymella bryoniae</i>) Leaf Spots (<i>Alternaria</i> spp., <i>Cercospora</i> spp.) Myrothecium Canker (<i>Myrothecium roridum</i>) Plectosporium Blight (<i>Plectosporium tabacinum</i>) Target Leaf Spot (<i>Corynespora cassicola</i>) Ulocladium Leaf Spot (<i>Ulocladium cucurbitae</i>)	Apply 6.0 – 15.5 fl. oz. (0.10 – 0.25 lb. a.i.) per acre by air, ground, or chemigation. Begin applications preventatively before signs of disease occur when conditions favor disease. Continue applications at 7- to 14-day intervals as determined by resistance management practices in your area.
Downy Mildew (<i>Pseudoperonospora cubensis</i>) Powdery Mildew (<i>Sphaerotheca fuliginea</i> , <i>Erysiphe cichoracearum</i>)	Apply 6.0 – 15.5 fl. oz. (0.10 – 0.25 lb. a.i.) per acre by air, ground, or chemigation. Begin applications preventatively before signs of disease. Continue applications at 5- to 7-day intervals as determined by resistance management practices in your area.
Belly Rot (<i>Rhizoctonia solani</i>)	Apply 6.0 – 15.5 fl. oz. (0.10 – 0.25 lb. a.i.) per acre by air, ground, or chemigation. Make the first application at the 1- to 3-leaf stage. Follow with a second application 10 to 14 days later or just before vine tip-over, whichever is first to occur.
Soilborne Diseases Rhizoctonia Damping-Off (<i>Rhizoctonia solani</i>)	Apply 0.40 – 0.80 fl. oz. (0.10 – 0.20 oz. a.i.) per 1,000 row-feet following the instructions in the SOILBORNE/ SEEDLING DISEASE CONTROL section of this label. To reduce adverse crop response from in-furrow applications (especially when fertilizer is added to the tank mix), make the application just before seed planting so that most of the application lies beneath the seed.
USE RESTRICTIONS: <ul style="list-style-type: none"> • DO NOT apply more than 15.5 fl. oz. (0.25 lb. a.i.) of this product per acre per application. • DO NOT apply more than 92.3 fl. oz. (1.5 lb. a.i.) of this product per acre per year. • DO NOT apply a total of more than 1.5 pounds of azoxystrobin per acre per year. • DO NOT make more than 15 applications at the 6.0 fl. oz./A (0.10 lb. a.i./A) rate or 5 applications at the 15.5 fl. oz./A (0.25 lb. a.i./A) rate per year. • Pre-Harvest Interval (PHI): 1 day • DO NOT mix this product with silicon adjuvants, crop oil concentrates (COCs), or methylated spray oils (MSOs). • DO NOT tank mix this product with 2,6-dichloro-4-nitroaniline, chlorpyrifos, dicofol, endosulfan, malathion, methomyl, or potassium salts of fatty acids. • Minimum Retreatment Interval (RTI): 5 days 	

FRUITING VEGETABLES, CROP GROUP 8-10

African Eggplant; Bell Pepper; Eggplant; Martynia; Non-Bell Pepper; Okra; Pea Eggplant; Pepino; Roselle; Scarlet Eggplant; Sweet Non-Bell Pepper and cultivars/hybrids of these

For Tomatoes, refer to the specific directions for use in this label.

This product may be applied by air, ground, or chemigation when conditions favor development of disease. Apply using a water volume that provides complete coverage for most effective disease control. Add an adjuvant at specified rates, if desired.

DO NOT make more than 1 application of **Azoxy 2SC** or other Group 11 fungicides before alternation with a fungicide that is not in Group 11.

SPECIFIC DISEASE INSTRUCTIONS

DISEASE	APPLICATION USE RATE AND INSTRUCTIONS
Anthraxnose (<i>Colletotrichum</i> spp.) Powdery Mildew (<i>Sphaerotheca</i> spp.)	Apply 6.0 – 15.5 fl. oz. (0.10 – 0.25 lb. a.i.) per acre by air, ground, or chemigation. Begin applications preventatively before signs of disease. Continue applications at 7- to 14-day intervals as determined by resistance management practices in your area.
Soilborne Diseases including Rhizoctonia Damping-Off (<i>Rhizoctonia solani</i>)	Apply 0.40 – 0.80 fl. oz. (0.10 – 0.20 oz. a.i.) per 1,000 row-feet following the instructions in the SOILBORNE/ SEEDLING DISEASE CONTROL section of this label. To reduce adverse crop response from in-furrow applications (especially when fertilizer is added to the tank mix), apply the spray just before seed planting so that most of the application lies beneath the seed.

USE RESTRICTIONS:

- **DO NOT** apply more than 15.5 fl. oz. (0.25 lb. a.i.) of this product per acre per application.
- **DO NOT** apply more than 61.5 fl. oz. (1.0 lb. a.i.) of this product per acre per year.
- **DO NOT** apply a total of more than 1.0 pound of azoxystrobin per acre per year.
- **DO NOT** make more than 10 applications at the 6.0 fl. oz./A (0.10 lb. a.i./A) rate or 3 applications at the 15.5 fl. oz./A (0.25 lb. a.i./A) rate per year.
- Pre-Harvest Interval (PHI): 0 days
- Minimum Retreatment Interval (RTI): 7 days

GRAPES & OTHER SMALL VINE CLIMBING FRUIT, SUBGROUP 13-07F (except fuzzy kiwifruit) –

Amur River Grape; Kiwifruit, Hardy; Maypop; Schisandra Berry and cultivars/hybrids of these.

This product may be applied by air, ground, or chemigation when conditions favor development of disease. Apply using a water volume that provides complete coverage for most effective disease control. Add an adjuvant at specified rates, if desired.

DO NOT make more than 2 sequential applications of **Azoxy 2SC** or other Group 11 fungicides before alternation with a fungicide that is not in Group 11.

SPECIFIC DISEASE INSTRUCTIONS

DISEASE	APPLICATION USE RATE AND INSTRUCTIONS
Black Rot (<i>Guignardia bidwellii</i>) Downy Mildew (<i>Plasmopara viticola</i>) Phomopsis Cane and Leaf Spot (<i>Phomopsis viticola</i>) Powdery Mildew (<i>Sphaerotheca</i> spp.) Botrytis Bunch Rot (<i>Botrytis cinerea</i>) – Suppression Only	Apply 10.0 – 15.5 fl. oz. (0.16 – 0.25 lb. a.i.) per acre by air, ground, or chemigation. Begin applications preventatively before signs of disease. Continue applications at 10- to 14- day intervals as determined by resistance management practices in your area.

USE RESTRICTIONS:

- **DO NOT** apply more than 15.5 fl. oz. (0.25 lb. a.i.) of this product per acre per application.
- **DO NOT** apply more than 92.3 fl. oz. (1.5 lb. a.i.) of this product per acre per year.
- **DO NOT** apply a total of more than 1.5 pounds of azoxystrobin per acre per year.
- **DO NOT** make more than 9 applications at the 10.0 fl. oz./A (0.16 lb. a.i./A) rate or 5 applications at the 15.5 fl. oz./A (0.25 lb. a.i./A) rate per year.
- Pre-Harvest Interval (PHI): 14 days
- Due to potential issues with drift from grapes leading to adverse crop response in apples, **DO NOT** apply this product to grapes using airblast equipment in these boroughs and townships in Erie County of Pennsylvania: Erie, Fairview, Girard, Harborcreek, Lawrence Park, Millcreek, North East, Presque Isle, and Springfield.
- **DO NOT** spray this product where drift may reach apples or apple varieties as adverse crop response can occur in the trees and fruit. Extreme caution must be taken to avoid injury to varieties of apple trees and fruit. Avoiding spray drift is the responsibility of the applicator. Consult the **Spray Drift** section of this label for additional information.
- **DO NOT** use spray equipment that has been used to apply this product in apple trees or apple tree varieties due to the nature of even trace amounts of this product causing adverse crop response.
- Minimum Retreatment Interval (RTI): 10 days

GRASSES (Grown for Seed)

This product may be applied by air, ground, or chemigation when conditions favor development of disease. Apply using a water volume that provides complete coverage for most effective disease control. Add an adjuvant at specified rates, if desired.

DO NOT make more than 2 sequential applications of **Azoxy 2SC** or other Group 11 fungicides before alternation with a fungicide that is not in Group 11.

SPECIFIC DISEASE INSTRUCTIONS

DISEASE	APPLICATION USE RATE AND INSTRUCTIONS
Ergot Stem Diseases Powdery Mildew (<i>Erysiphe graminis</i>) Rust (<i>Puccinia</i> spp.)	Apply 6.0 – 15.5 fl. oz. (0.10 – 0.25 lb. a.i.) per acre by air, ground, or chemigation. Begin applications preventatively before signs of disease. Continue applications at 10- to 14-day intervals as determined by resistance management practices in your area.
USE RESTRICTIONS: <ul style="list-style-type: none">• DO NOT apply more than 15.5 fl. oz. (0.25 lb. a.i.) of this product per acre per application.• DO NOT apply more than 49 fl. oz. (0.80 lb. a.i.) of this product per acre per year.• DO NOT apply more than 0.80 pound of azoxystrobin per acre per year.• DO NOT make more than 8 applications at the 6.0 fl. oz./A (0.10 lb. a.i./A) rate or 3 applications at the 15.5 fl. oz./A (0.25 lb. a.i./A) rate per year.• Pre-Harvest Interval (PHI): 8 days• Screenings, seed and/or straw treated with this product must NOT be fed to livestock.• Minimum Retreatment Interval (RTI): 10 days	

HERBS & SPICES (except black pepper), Crop Group 19

Allspice; Angelica; Anise (seed); Anise, star; Annatto; Balm; Basil; Borage; Burnet; Camomile; Caper (buds); Caraway; Caraway, black; Cardamon; Cassia (buds); Catnip; Celery Seed; Chervil (dried); Chive; Chive, Chinese; Cinnamon; Clary; Clove (buds); Coriander (cilantro) or Chinese Parsley (leaf); Coriander (seed); Costmary; Culantro (leaf and seed); Cumin, Curry (leaf); Dill (seed); Dillweed; Fennel, Common; Fennel, Florence (seed); Fenugreek; Grains of Paradise; Horehound; Hyssop; Juniper (berry); Lavender; Lemongrass; Lovage (leaf and seed); Mace; Marigold; Marjoram; Mustard (seed); Nasturtium; Nutmeg; Parsley (dried); Pennyroyal; Pepper, White; Poppy Seed; Rosemary; Rue; Saffron; Sage; Savory, Summer and Winter Sweet Bay; Tansy; Tarragon; Thyme; Vanilla; Wasabi; Wintergreen; Woodruff; Wormwood

This product may be applied by ground application or chemigation (see table below) at first signs of disease. Add an adjuvant at specified rates, if desired.

DO NOT make more than 2 sequential applications of **Azoxy 2SC** or other Group 11 fungicides before alternation with a fungicide that is not in Group 11.

SPECIFIC DISEASE INSTRUCTIONS

DISEASE	APPLICATION USE RATE AND INSTRUCTIONS
Corynespora Blight (<i>Corynespora cassiicola</i>) Dill Blight (<i>Cercosporidium punctum</i>) Phoma Blight (<i>Passalora puncta</i>)	Apply 6.0 – 15.5 fl. oz. (0.10 – 0.25 lb. a.i.) per acre by ground (using a minimum of 30 gallons of water per acre). Begin applications preventatively when conditions favor the development of disease and at first signs of disease. Continue applications at 7-day intervals as determined by resistance management practices in your area.
Fusarium Rhizome and Root Rot (<i>Pythium</i> spp.) IN WASABI ONLY	Apply 6.0 – 15.5 fl. oz. (0.10 – 0.25 lb. a.i.) per acre by ground (using a minimum of 30 gallons of water per acre) or by chemigation. Begin applications preventatively when conditions favor the development of disease and at first signs of disease. Continue applications at 7-day intervals as determined by resistance management practices in your area.
USE RESTRICTIONS: <ul style="list-style-type: none">• DO NOT apply more than 15.5 fl. oz. (0.25 lb. a.i.) of this product per acre per application.• DO NOT apply more than 92.3 fl. oz. (1.5 lb. a.i.) of this product per acre per year.• DO NOT apply a total of more than 1.5 pounds of azoxystrobin per acre per year.• DO NOT make more than 15 applications at the 6.0 fl. oz./A (0.10 lb. a.i./A) rate or 5 applications at the 15.5 fl. oz./A (0.25 lb. a.i./A) rate per year.• Pre-Harvest Interval (PHI): 0 days• Minimum Retreatment Interval (RTI): 7 days	

LEAFY VEGETABLES (except Brassica), CROP GROUP 4

Amaranth; Arugula; Cardoon; Celery; Celtuce; Chervil; Chrysanthemum, Edible; Corn Salad; Cress Dandelion; Dock; Endive; Fennel; Lettuce, Head and Leaf; Orach; Parsley; Purslane; Radicchio; Rhubarb; Spinach; Swiss Chard and cultivars/hybrids of these

This product may be applied by air, ground, or chemigation before signs of disease. Apply using a water volume that provides complete coverage for most effective disease control. Add an adjuvant at specified rates, if desired.

Under some conditions, this product may cause adverse crop response to leafy vegetables. In particular, **DO NOT** tank mix with products that increase leaf penetration, including but not limited to silicone wetters, aluminum tris (O- ethyl phosphonate), permethrin, or lambda-cyhalothrin.

DO NOT make more than 1 application of **Azoxy 2SC** or other Group 11 fungicides before alternation with a fungicide that is not in Group 11.

SPECIFIC DISEASE INSTRUCTIONS

DISEASE	APPLICATION USE RATE AND INSTRUCTIONS
Alternaria Leaf Spot (<i>Alternaria sonchi</i> , A. spp.) Anthracnose (<i>Microdochium panattonianum</i> , <i>Colletotrichum dematium</i>) Ascochyta Leaf Spot (<i>Ascochyta</i> spp.) Cercospora Leaf Spot (<i>Cercospora</i> spp.) Rust (<i>Puccinia</i> spp., <i>Uromyces</i> spp.) Septoria Leaf Spot (<i>Septoria petroselinii</i>) White Rust (<i>Albugo occidentalis</i>)	Apply 6.0 – 15.5 fl. oz. (0.10 – 0.25 lb. a.i.) per acre by air, ground, or chemigation. Begin applications preventatively when conditions favor the development of disease and before first signs appear. Continue applications at 7- to 14-day intervals as determined by resistance management practices in your area.
Downy Mildew (<i>Bremia lactucae</i>) Powdery Mildew (<i>Erysiphe cichoracearum</i>)	Apply 12.0 – 15.5 fl. oz. (0.20 – 0.25 lb. a.i.) per acre by air, ground, or chemigation. Begin applications preventatively when conditions favor the development of disease and before first signs appear. Continue applications at 5- to 7-day intervals as determined by resistance management practices in your area.
Soilborne Diseases including Webb Blight, Bottom Rot, Crater Rot, Root Rot (<i>Rhizoctonia solani</i>)	Apply 0.40 – 0.80 fl. oz. (0.10 – 0.20 oz. a.i.) per 1,000 row-feet following the instructions in the SOILBORNE/ SEEDLING DISEASE CONTROL section of this label.
USE RESTRICTIONS: <ul style="list-style-type: none"> • DO NOT apply more than 15.5 fl. oz. (0.25 lb. a.i.) of this product per acre per application. • DO NOT apply more than 92.3 fl. oz. (1.5 lb. a.i.) of this product per acre per year. • DO NOT apply a total of more than 1.5 pounds of azoxystrobin per acre per year. • DO NOT make more than 15 applications at the 6.0 fl. oz./A (0.10 lb. a.i./A) rate or 5 applications at the 15.5 fl. oz./A (0.25 lb. a.i./A) rate per year. • Pre-Harvest Interval (PHI): 0 days • Minimum Retreatment Interval (RTI): 5 days 	

LEGUME VEGETABLES (Dry and Succulent), CROP GROUP 6 and LEGUME VEGETABLES, FOLIAGE OF ANY CULTIVAR OF BEANS (*Phaseolus* spp.) & FIELD PEA (*Pisum* spp.), CROP GROUP 7

Bean (*Lupinus* spp.) including grain lupin, sweet lupin, white lupin, and white sweet lupin;

Bean (*Phaseolus* spp.) including field bean, kidney bean, lima bean, navy bean, pinto bean, runner bean, snap bean, tepary bean, wax bean;

Bean (*Vigna* spp.) including adzuki bean, asparagus bean, blackeyed pea, cowpea, catjang, Chinese longbean, crowder pea, moth bean, mung bean, rice bean, southern pea, urd bean, yardlong bean; Bean (*Glycine* max); Soybean, Immature Seed (edamame); Broad bean (fava bean) (*Vicia faba*); Chickpea (garbanzo bean) (*Cicer arietinum*); Guar (*Cyamopsis tetragonoloba*); Jackbean (*Canavalia ensiformis*); Lablab Bean (hyacinth bean) (*Lablab purpureus*); Lentil (*Lens esculenta*);

Pea (*Pisum* spp.) including dwarf pea, edible-pod pea, English pea, garden pea, green pea, field pea, snow pea, sugar snap pea; Pigeon Pea (*Cajanus cajan*); Sword Bean (*Canavalia ladiate*)

Refer to the SOYBEAN section for specific instructions for use on soybeans.

This product may be applied by air, ground, or chemigation before signs of disease. Apply using a water volume that provides complete coverage for most effective disease control. Add an adjuvant at specified rates, if desired.

DO NOT make more than 2 sequential applications of **Azoxy 2SC** or other Group 11 fungicides before alternation with a fungicide that is not in Group 11.

(continued)

LEGUME VEGETABLES (Dry and Succulent), CROP GROUP 6 and LEGUME VEGETABLES, FOLIAGE OF ANY CULTIVAR OF BEANS (*Phaseolus* spp.) & FIELD PEA (*Pisum* spp.), CROP GROUP 7 (cont.)

SPECIFIC DISEASE INSTRUCTIONS

DISEASE	APPLICATION USE RATE AND INSTRUCTIONS
Alternaria Blight (<i>Alternaria</i> spp.) Alternaria Leaf Spot (<i>Alternaria alternata</i>) Anthracnose (<i>Colletotrichum lindemuthianum</i>) Ascochyta Blight (<i>Mycosphaerella pinodes</i>) Ascochyta Leaf and Pod Spot (<i>Ascochyta</i> spp.) Ascochyta Leaf Spot (<i>Ascochyta phaseolorum</i>) Rust (<i>Phakopsora</i> spp.) Southern Blight (<i>Sclerotium rolfsii</i>) Web Blight (<i>Rhizoctonia solani</i>)	Apply 6.0 – 15.5 fl. oz. (0.10 – 0.25 lb. a.i.) per acre by air, ground, or chemigation. Begin applications preventatively when conditions favor the development of disease and before first signs appear. Continue applications at 7- to 14-day intervals as determined by resistance management practices in your area. Use higher rates with high disease pressure.
Bean Rust (<i>Uromyces appendiculatus</i>)	Apply 6.0 fl. oz. (0.10 lb. a.i.) per acre by air, ground, or chemigation. For best results, use a non-ionic surfactant. Begin applications preventatively when conditions favor the development of disease and before first signs appear. Continue applications at 7- to 14-day intervals as determined by resistance management practices in your area.
Soilborne Diseases including Rhizoctonia Root Rot (<i>Rhizoctonia solani</i>)	Apply 0.40 – 0.80 fl. oz. (0.10 – 0.20 oz. a.i.) per 1,000 row-feet following the instructions in the SOILBORNE/ SEEDLING DISEASE CONTROL section of this label. A safety test on the seeds being planted must be done prior to in-furrow applications. Application may be made in a 7-inch band to the furrow and soil covering the furrow. Emergence may be delayed if the seed is sprayed directly in a concentrated stream during application. Avoid direct contact of concentrated spray with the seeds. When making applications using a narrow-stream, adjust so that the stream hits the soil adjacent to the seed but does not directly contact the seed.
USE RESTRICTIONS:	
<ul style="list-style-type: none"> • DO NOT apply more than 15.5 fl. oz. (0.25 lb. a.i.) of this product per acre per application. • DO NOT apply more than 92.3 fl. oz. (1.5 lb. a.i.) of this product per acre per year. • DO NOT apply a total of more than 1.5 pounds of azoxystrobin per acre per year. • DO NOT make more than 15 applications at the 6.0 fl. oz./A (0.10 lb. a.i./A) rate or 5 applications at the 15.5 fl. oz./A (0.25 lb. a.i./A) rate per year. • Pre-Harvest Interval (PHI): Succulent Beans and Peas – 0 days; Dry Legume Vegetables (dry beans and dry pea seeds) – 14 days • Minimum Retreatment Interval (RTI): 7 days 	

MINT (PEPPERMINT AND SPEARMINT TOPS - fresh or for mint oil)

This product may be applied by air, ground, or chemigation before signs of disease. Apply using a water volume that provides complete coverage for most effective disease control. Add an adjuvant at specified rates, if desired.

DO NOT make more than 2 sequential applications of **Azoxy 2SC** or other Group 11 fungicides before alternation with a fungicide that is not in Group 11.

SPECIFIC DISEASE INSTRUCTIONS

DISEASE	APPLICATION USE RATE AND INSTRUCTIONS
Leaf Spot (<i>Ramularia</i> spp., <i>Alternaria</i> spp., <i>Phoma</i> spp.) Powdery Mildew (<i>Erysiphe</i> spp.) Rust (<i>Puccinia menthae</i>)	Apply 6.0 – 15.5 fl. oz. (0.10 – 0.25 lb. a.i.) per acre by air, ground, or chemigation. Begin applications preventatively when conditions favor the development of disease and before first signs appear. Continue applications at 7- to 10-day intervals as determined by resistance management practices in your area.
Soilborne Diseases Seedling Root Rot, Basal Stem Rot (<i>Rhizoctonia solani</i>)	Apply 0.40 – 0.80 fl. oz. (0.10 – 0.20 oz. a.i.) per 1,000 row-feet following the instructions in the SOILBORNE/ SEEDLING DISEASE CONTROL section of this label.
USE RESTRICTIONS:	
<ul style="list-style-type: none"> • DO NOT apply more than 15.5 fl. oz. (0.25 lb. a.i.) of this product per acre per application. • DO NOT apply more than 46.0 fl. oz. (0.75 lb. a.i.) of this product per acre per year. • DO NOT apply a total of more than 0.75 pound of azoxystrobin per acre per year. • DO NOT make more than 7 applications at the 6.0 fl. oz./A (0.10 lb. a.i./A) rate or 2 applications at the 15.5 fl. oz./A (0.25 lb. a.i./A) rate per year. • Pre-Harvest Interval (PHI): Processed Mint (peppermint and spearmint tops)– 7 days; Fresh Mint – 0 days • Minimum Retreatment Interval (RTI): 7 days 	

NON-GRASS ANIMAL FEED, FORAGE, FODDER, STRAW & HAY, Crop Group 18

Pure and/or mixed stands of the following species (including stands mixed with grasses): Alfalfa (*Medicago sativa* subsp. *sativa*); Bean, Velvet (*Mucuna pruriens* var. *utilis*); Clover (*Trifolium* spp., *Melilotus* spp.); Kudzu (*Pueraria lobata*); Lespedeza (*Lespedeza* spp.); Lupin (*Lupinus* spp.); Sainfoin (*Onobrychis viciifolia*); Trefoil (*Lotus* spp.); Vetch (*Vicia* spp.); Vetch, Crown (*Coronilla varia*); Vetch, Milk (*Astragalus* spp.)

This product may be applied by air, ground, or chemigation before signs of disease. Apply using a water volume that provides complete coverage for most effective disease control. For best results, use an adjuvant including a non-ionic surfactant or crop oil concentrate at specified labeled rates.

DO NOT make more than 3 sequential applications of **Azoxy 2SC** or other Group 11 fungicides before alternation with a fungicide that is not in Group 11.

SPECIFIC DISEASE INSTRUCTIONS

DISEASE	APPLICATION USE RATE AND INSTRUCTIONS
Alternaria Leaf Spot (<i>Alternaria</i> spp.) Anthracnose (<i>Colletotrichum trifolii</i>) Black Patch (<i>Rhizoctonia leguminicola</i>) Cercospora Leaf Spot (<i>Cercospora</i> spp.) Common Leaf Spot (<i>Pseudopeziza solani</i>) Downy Mildew (<i>Peronospora</i> spp.) Leaf Spot (<i>Leptosphaerulina briosiana</i>) Powdery Mildew (<i>Oidium</i> spp., <i>Erysiphe</i> spp.) Rhizoctonia and Stem Blight (<i>Rhizoctonia solani</i>) Rust (<i>Phakopsora</i> spp., <i>Uromyces</i> spp.) Spring Black Stem and Leaf Spot (<i>Phoma medicaginis</i>) Stagonospora Leaf Spot (<i>Stagonospora melloti</i>) Stemphylium Leaf Spot (<i>Stemphylium</i> spp.) Summer Black Stem and Leaf Spot (<i>Cercospora medicaginis</i>) Yellow Leaf Blotch (<i>Leptotrichia medicaginis</i>)	Apply 6.0 – 15.5 fl. oz. (0.10 – 0.25 lb. a.i.) per acre by air, ground, or chemigation. Begin applications preventatively when conditions favor the development of disease and before first signs appear. Continue applications at intervals specified by resistance management practices in your area. Use higher rate for heavy disease pressure. As part of an Asian soybean rust disease management plan - for outbreaks of Asian soybean rust, or other Puccinia species that may be on nearby host plants (for example: kudzu, lespedeza, trefoil, and vetch), make application to forages grown in the area of soybeans and other legume crops (peas and beans). Contact local experts and/or university extension agents for current regional advice.
Sclerotinia Crown Rot and Wilt on Clover (<i>Sclerotinia trifoliorum</i>)	Follow the directions for use listed above but make applications at 10.0 fl. oz. (0.16 lb. a.i.) per acre.
USE RESTRICTIONS:	
<ul style="list-style-type: none"> • DO NOT apply more than 15.5 fl. oz. (0.25 lb. a.i.) of this product per acre per application. • DO NOT apply more than 46.0 fl. oz. (0.75 lb. a.i.) of this product per acre per year. • DO NOT apply more than 0.25 pound of azoxystrobin per acre per cutting. • DO NOT apply a total of more than 0.75 pound of azoxystrobin per acre per year. • DO NOT make more than 7 applications at the 6.0 fl. oz./A (0.10 lb. a.i./A) rate or 2 applications at the 15.5 fl. oz./A (0.25 lb. a.i./A) rate per year. • Pre-Harvest Interval (PHI): Grazing or harvest for forage and hay – 14 days • DO NOT apply to areas used as rangeland. • Minimum Retreatment Interval (RTI): 14 days 	

OILSEED CROPS, Crop Group 20

Borage; Calendula; Castor Oil Plant; Chinese Tallowtree; Cottonseed; Crambe; Cuphea; Echium; Euphorbia; Evening Primrose; Flax; Flax Seed; Gold of Pleasure; Hare's Ear Mustard; Jojoba; Lesquerella; Lunaria; Meadowfoam; Milkweed; Mustard, Black; Mustard, Field; Mustard, Indian; Mustard, Seed; Niger Seed; Oil Radish; Poppy Seed; Rapeseed; Rapeseed, Indian; Rose Hip; Safflower; Sesame; Stokes Aster; Sunflower; Sweet Rocket; Tallowwood; Tea Oil Plant; Vernonia and varieties, cultivars/hybrids of these

This product may be applied by air, ground, or chemigation before signs of disease. Apply using a water volume that provides complete coverage for most effective disease control.

DO NOT make more than 2 sequential applications of **Azoxy 2SC** or other Group 11 fungicides before alternation with a fungicide that is not in Group 11.

(continued)

OILSEED CROPS, Crop Group 20 (cont.)**SPECIFIC DISEASE INSTRUCTIONS**

DISEASE	APPLICATION USE RATE AND INSTRUCTIONS
Alternaria Leaf Spot (<i>Alternaria</i> spp.) Downy Mildew (<i>Plasmopara halstedii</i> , <i>Plasmopara helianthi</i>) PasmO (<i>Septoria linicola garassini</i>) Sunflower Rust (<i>Puccinia helianthi</i>)	Applications may be made using 6.0 – 15.5 fl. oz. (0.10 – 0.25 lb. a.i.) per acre by air, ground, or chemigation. For typical applications, apply 6.0 fl. oz. (0.10 lb. a.i.) per acre using a minimum of 10 gallons of water per acre when applying by ground. Make the first application of 6.0 fl. oz. (0.10 lb. a.i.) per acre at the early bud growth stage. Follow with a second application of 14.0 fl. oz. (0.23 lb. a.i.) per acre approximately 45 days prior to harvest. If needed, a third application of 7.0 fl. oz. (0.11 lb. a.i.) per acre may be made 30 days prior to harvest.
USE RESTRICTIONS:	
<ul style="list-style-type: none"> • DO NOT apply more than 15.5 fl. oz. (0.25 lb. a.i.) of this product per acre per application. • DO NOT apply more than 27 fl. oz. (0.44 lb. a.i.) of this product per acre per year. • DO NOT apply a total of more than 0.44 pound of azoxystrobin per acre per year. • DO NOT make more than 4 applications at the 6.0 fl. oz./A (0.10 lb. a.i./A) rate or 1 application at the 15.5 fl. oz./A (0.25 lb. a.i./A) rate per year. • Pre-Harvest Interval (PHI): 30 days • Minimum Retreatment Interval (RTI): 14 days 	

PEANUTS

This product may be applied by air, ground, or chemigation before signs of disease. Apply using a water volume that provides complete coverage for most effective disease control. Add an adjuvant at specified rates, if desired.

DO NOT make more than 2 sequential applications of **Azoxy 2SC** or other Group 11 fungicides before alternation with a fungicide that is not in Group 11.

SPECIFIC DISEASE INSTRUCTIONS

DISEASE	APPLICATION USE RATE AND INSTRUCTIONS
Early Season Soilborne Diseases: Aspergillus Crown Rot (<i>Aspergillus niger</i>) Pythium Damping-Off (<i>Pythium</i> spp.) Stem Rot/White Mold Suppression (<i>Sclerotium rolfsii</i>)	Apply 0.40 – 0.80 fl. oz. (0.10 – 0.20 oz. a.i.) in-furrow per 1,000 row-feet following the instructions in the SOILBORNE/SEEDLING DISEASE CONTROL section of this label.
Mid- to Late-Season Soilborne Diseases: Rhizoctonia Peg and Pod Rot (<i>Rhizoctonia solani</i>) Stem Rot/White Mold (<i>Sclerotium rolfsii</i>) <u>Suppression Only</u> Cylindrocladium Black Rot (<i>Cylindrocladium crotalariae</i>) Pythium Pod Rot (<i>Pythium myriotylum</i>)	Make two foliar applications at 12.0 – 24.5 fl. oz. (0.20 – 0.40 lb. a.i.) per acre approximately 60 and 90 days after planting by ground, air or chemigation. Make applications early in the season, if environmental conditions promote development of disease, or if disease pressure is severe. For severe disease pressure or environmental conditions (e.g., high rainfall/heavy irrigation), apply 18.5 – 24.5 fl. oz. (0.30 – 0.40 lb. a.i.) per acre. For drier conditions and lower disease pressure, apply 12.0 – 24.5 fl. oz. (0.20 – 0.40 lb. a.i.) per acre.
Pythium (<i>Pythium myriotylum</i>) - Control	Apply 24.5 fl. oz. (0.40 lb. a.i.) per acre by air, ground, or chemigation for control of Pythium.
Foliar Diseases: Early Leaf Spot (<i>Cercospora arachidicola</i>) Late Leaf Spot (<i>Cercosporidium personatum</i>) Rust (<i>Puccinia arachidis</i>) Web Blotch (<i>Phoma arachidicola</i>)	Applications at lower rates may be used when controlling foliar diseases only. Apply 6.0 – 18.5 fl. oz. (0.10 – 0.30 lb. a.i.) per acre every 10 to 14 days by ground, air or chemigation following resistance management practices in your area. For control of leaf spot diseases through the season, develop a leaf spot disease program spray schedule with additional applications of other fungicides.
USE RESTRICTIONS:	
<ul style="list-style-type: none"> • DO NOT apply more than 24.5 fl. oz. (0.40 lb. a.i.) of this product per acre per application. • DO NOT apply more than 49.0 fl. oz. (0.80 lb. a.i.) of this product per acre per year. • DO NOT apply a total of more than 0.80 pound of azoxystrobin per acre per year. • DO NOT make more than 8 applications at the 6.0 fl. oz./A (0.10 lb. a.i./A) rate or 2 applications at 24.5 fl. oz./A (0.40 lb. a.i./A) rate per year. • Pre-Harvest Interval (PHI): 14 days • Minimum Retreatment Interval (RTI): 10 days 	

PISTACHIOS

This product may be applied by air, ground, or chemigation before signs of disease. Apply using a water volume that provides complete coverage for most effective disease control. Add an adjuvant at specified rates, if desired.

DO NOT make more than 2 sequential applications of **Azoxy 2SC** or other Group 11 fungicides before alternation with a fungicide that is not in Group 11.

SPECIFIC DISEASE INSTRUCTIONS

DISEASE	APPLICATION USE RATE AND INSTRUCTIONS
Alternaria Late Blight (<i>Alternaria alternata</i>) Botryosphaeria Panicle and Shoot Blight (<i>Botryosphaeria dothidea</i>) Septoria Leaf Spot (<i>Septoria pistaciarum</i>)	Apply 6.0 – 15.5 fl. oz. (0.10 – 0.25 lb. a.i.) per acre. Make the first application when conditions promote development of disease. Continue applications at 7- to 21-day intervals as determined by resistance management practices in your area.
USE RESTRICTIONS: <ul style="list-style-type: none">• DO NOT apply more than 15.5 fl. oz. (0.25 lb. a.i.) of this product per acre per application.• DO NOT apply more than 92.3 fl. oz. (1.5 lb. a.i.) of this product per acre per year.• DO NOT apply a total of more than 1.5 pounds of azoxystrobin per acre per year.• DO NOT make more than 15 applications at the 6.0 fl. oz./A (0.10 lb. a.i./A) rate or 5 applications at the 15.5 fl. oz./A (0.25 lb. a.i./A) rate per year.• Pre-Harvest Interval (PHI): 7 days• Minimum Retreatment Interval (RTI): 7 days	

POTATOES

This product may be applied by air, ground, or chemigation before signs of disease. Apply using a water volume that provides complete coverage for most effective disease control.

DO NOT make more than 1 application of **Azoxy 2SC** or other Group 11 fungicides before alternation with a fungicide that is not in Group 11.

SPECIFIC DISEASE INSTRUCTIONS

DISEASE	APPLICATION USE RATE AND INSTRUCTIONS
Black Dot (<i>Colletotrichum coccodes</i>) Early Blight (<i>Alternaria solani</i>) Late Blight (<i>Phytophthora infestans</i>) Powdery Mildew (<i>Erysiphe cichoracearum</i>)	Apply 6.0 – 20.0 fl. oz. (0.10 – 0.33 lb. a.i.) per acre. Make the first application when conditions promote development of disease before signs of disease are present. Continue applications at 7- to 14-day intervals as determined by resistance management practices in your area. For heavy disease pressure, use the higher rates and shorter spray intervals listed.
Early Blight (<i>Alternaria solani</i>)	For a 7-day application schedule, apply 6.0 fl. oz./A (0.10 lb. a.i./A). For a 14-day application schedule, apply 12.0 fl. oz./A (0.20 lb. a.i./A) rate. Make the first application when conditions promote development of disease before signs of disease are present. Continue applications at 7- to 14-day intervals as determined by resistance management practices in your area.
Late Blight (<i>Phytophthora infestans</i>)	Apply 12.0 fl. oz. (0.20 lb. a.i.) per acre. Make the first application when conditions promote development of disease before signs of disease are present. Continue applications at 7- day intervals as determined by resistance management practices in your area. When conditions promote the development of disease and/or late blight symptoms appear, immediately change to a non-Group 11 fungicide, and apply every 5-days following labeled directions for use of this product. The use of a sticker/spreader in the tank mix may improve coverage.
Black Dot (<i>Colletotrichum coccodes</i>) Black Scurf (<i>Rhizoctonia solani</i>) Silver Scurf (<i>Helminthosporium solani</i>)	Apply 0.40 – 0.80 fl. oz. (0.10 – 0.20 oz. a.i.) per 1,000 row-feet following the instructions in the SOILBORNE/SEEDLING DISEASE CONTROL section of this label.
USE RESTRICTIONS: <ul style="list-style-type: none">• DO NOT apply more than 20.0 fl. oz. (0.33 lb. a.i.) of this product per acre per application.• DO NOT apply more than 123.0 fl. oz. (2.0 lb. a.i.) of this product per acre per year.• DO NOT apply a total of more than 2.0 pounds of azoxystrobin per acre per year.• DO NOT make more than 20 applications at the 6.0 fl. oz./A (0.10 lb. a.i./A) rate or 6 applications at the 20.0 fl. oz./A (0.33 lb. a.i./A) rate per year.• Pre-Harvest Interval (PHI): 14 days• Use on potato seed is prohibited.• Minimum Retreatment Interval (RTI): 7 days	

QUINOA

This product may be applied by air, ground, or chemigation before signs of disease. Apply using a water volume that provides complete coverage for most effective disease control. Add an adjuvant at specified rates, if desired.

SPECIFIC DISEASE INSTRUCTIONS

DISEASE	APPLICATION USE RATE AND INSTRUCTIONS
Leaf Spot (<i>Ascochyta hyalospora</i>) Stalk Rot (<i>Phoma exigua</i>)	Apply 12.0 fl. oz. (0.20 lb. a.i.) per acre. Apply prior to disease development. An adjuvant may be added at specified rates.
USE RESTRICTIONS: <ul style="list-style-type: none">• DO NOT apply more than 12.0 fl. oz. (0.20 lb. a.i.) of this product per acre per application.• DO NOT apply more than 24.0 fl. oz. (0.40 lb. a.i.) of this product per acre per year.• DO NOT apply a total of more than 0.40 pounds of azoxystrobin per acre per year.• DO NOT make more than 2 applications at the 12.0 fl. oz./A (0.20 lb. a.i./A) rate per year.• DO NOT apply within 7 days (7-day PHI) for forage and hay.• DO NOT apply within 14 days of grazing (14-day PHI)• DO NOT apply within 30 days of harvest (30-day PHI)• Minimum Retreatment Interval (RTI): 14 days	

RAPESEED, CROP SUBGROUP 20A

This product may be applied by air, ground, or chemigation as preventative applications before signs of disease are present. Apply using a water volume that provides complete coverage for most effective disease control. For ground applications, apply using a minimum of 10 gallons of water per acre.

DO NOT make more than 1 application of **Azoxy 2SC** or other Group 11 fungicides before alternation with a fungicide that is not in Group 11.

SPECIFIC DISEASE INSTRUCTIONS

DISEASE	APPLICATION USE RATE AND INSTRUCTIONS
Alternaria Black Spot (<i>Alternaria</i> spp.) Blackleg (<i>Leptosphaeria maculans</i>) Sclerotinia Stem Rot (<i>Sclerotinia sclerotiorum</i>)	For typical conditions, make initial application of 7.0 fl. oz. (0.11 lb. a.i.) per acre at early bud stage. An additional application of 14 fl. oz. (0.23 lb. a.i.) per acre must be made 45 days prior to harvest, and if necessary, a third application at 7.0 fl. oz. (0.11 lb. a.i.) per acre may be made 30 days prior to harvest. For Alternaria or Sclerotinia, apply 9.0 – 15.5 fl. oz. (0.15 – 0.25 lb. a.i.) per acre at 3 to 7 days after first flower (10-25% flowering). Use the higher rates when conditions favor disease or if disease pressure is severe. To control just Alternaria, apply 8.0 fl. oz. (0.13 lb. a.i.) per acre at the pod stage (about 95% petal fall).
Blackleg (<i>Leptosphaeria maculans</i>)	Apply 6.0 – 15.5 fl. oz. (0.10 – 0.25 lb. a.i.) per acre at the 2- to 4- leaf stage of growth.
USE RESTRICTIONS: <ul style="list-style-type: none">• DO NOT apply more than 15.5 fl. oz. (0.25 lb. a.i.) of this product per acre per application.• DO NOT apply more than 27.6 fl. oz. (0.45 lb. a.i.) of this product per acre per year.• DO NOT apply more than 0.45 pound of azoxystrobin per acre per year.• DO NOT make more than 4 applications at the 6.0 fl. oz./A (0.10 lb. a.i./A) rate or 1 application at the 15.5 fl. oz./A (0.25 lb. a.i./A) rate per year.• Pre-Harvest Interval (PHI): 30 days• Minimum Retreatment Interval (RTI): Please see Application Use Rate and Instructions above for specific RTIs.	

RICE

This product may be applied by air, ground, or chemigation before signs of disease. Apply using a water volume that provides complete coverage for most effective disease control. For applications made by air, apply at 5 to 10 gallons of water per acre. Add an adjuvant at specified rates, if desired.

DO NOT make more than 2 sequential applications of **Azoxy 2SC** or other Group 11 fungicides before alternation with a fungicide that is not in Group 11.

SPECIFIC DISEASE INSTRUCTIONS

DISEASE	APPLICATION USE RATE AND INSTRUCTIONS
Sheath Blight (<i>Rhizoctonia solani</i>)	Apply 9.0 – 12.0 fl. oz. (0.15 – 0.20 lb. a.i.) per acre. To determine appropriate rate to use, scout field to understand current disease pressure and growth stage of the crop. For more information on controlling sheath blight, contact your local Axill Solutions, LLC representative.
Aggregate Sheath Spot (<i>Ceratobasidium oryzae-sativae</i> = <i>Rhizoctonia oryzae-sativae</i>) Black Sheath Rot (<i>Gaeumannomyces graminis</i> var. <i>graminis</i>) Sheath Spot (<i>Rhizoctonia oryzae</i>) Stem Rot (<i>Magnaporthe salvinii</i> = <i>Sclerotium oryzae</i> = <i>Nakateae sigmoidea</i>)	Apply 9.0 – 18.5 fl. oz. (0.15 – 0.30 lb. a.i.) per acre when first signs of disease appear and before disease is no higher than four inches above the waterline. Typically, PD+5 to PD+10 days (PD = panicle differentiation). Target application at first sign of disease. A second application may be applied if disease pressure is severe or conditions are conducive to the development of disease.
Brown Leaf Spot (<i>Cochliobolus miyabeanus</i>) Kernel Smut (<i>Tilletia barclayana</i> = <i>Neovossia barclayana</i>) Leaf Smut (<i>Entyloma oryzae</i>) Narrow Brown Leaf Spot (<i>Cercospora janseana</i> = <i>Cercospora oryzae</i>)	Apply 9.0 – 18.5 fl. oz. (0.15 – 0.30 lb. a.i.) per acre before first signs of disease.
Panicle Blast (<i>Pyricularia grisea</i>)	Apply 9.0 – 18.5 fl. oz. (0.15 – 0.30 lb. a.i.) per acre before first signs of disease and before conditions promote development of disease. Make initial application before full head emergence between mid- boot and boot-split. Make a second application 7 to 14 days after the first when panicles are 60%-90% emerged from the boot. NOTE: When applying Azoxy 2SC (a Group 11 fungicide) to rice acreage that is not rotated to other crops, apply no more than two sequential applications of Group 11 fungicides during the season and alternate the following season with a fungicide that has a different mode of action.

USE RESTRICTIONS:

- **DO NOT** apply more than 18.5 fl. oz. (0.30 lb. a.i.) of this product per acre per application.
- **DO NOT** apply more than 42 fl. oz. (0.70 lb. a.i.) of this product per acre per year.
- **DO NOT** apply a total of more than 0.70 pound of azoxystrobin per acre per year.
- **DO NOT** make more than 4 applications at the 9.0 fl. oz./A (0.15 lb. a.i./A) rate or 2 applications at the 18.5 fl. oz./A (0.30 lb. a.i./A) rate per year.
- Pre-Harvest Interval (PHI): 28 days
- **DO NOT** treat rice fields also used for aquaculture.
- **DO NOT** apply if weather conditions are conducive to drift from target area to non-target aquatic habitats.
- **DO NOT** release flood or irrigation waters for a minimum of 14 days after application.
- Minimum Retreatment Interval (RTI): 7 days

SORGHUM

Applicators must contact their local extension agent or other agronomy experts to determine local economic thresholds for diseases within your area.

This product may be applied by air, ground, or chemigation before signs of disease. Apply using a water volume that provides complete coverage for most effective disease control. Add an adjuvant at specified rates, if desired.

DO NOT make more than 2 sequential applications of **Azoxy 2SC** or other Group 11 fungicides before alternation with a fungicide that is not in Group 11.

SPECIFIC DISEASE INSTRUCTIONS

DISEASE	APPLICATION USE RATE AND INSTRUCTIONS
Anthracnose (<i>Colletotrichum graminicola</i>) Gray Leaf Spot (<i>Cercospora sorghi</i>)	Apply 6.0 – 15.5 fl. oz. (0.10 – 0.25 lb. a.i.) per acre before disease begins to develop. If the plant canopy is dense, the sorghum variety is susceptible to disease or disease pressure if heavy, use a higher use rate.
Damping-Off (<i>Rhizoctonia solani</i> , <i>Pythium aphanidermatum</i>)	Apply 0.40 – 0.80 fl. oz. (0.10 – 0.20 oz. a.i.) per 1,000 row-feet following the instructions in the SOILBORNE/SEEDLING DISEASE CONTROL section of this label.

USE RESTRICTIONS:

- **DO NOT** apply more than 15.5 fl. oz. (0.25 lb. a.i.) of this product per acre per application.
- **DO NOT** apply more than 31 fl. oz. (0.50 lb. a.i.) of this product per acre per year for forage.
- **DO NOT** apply more than 46 fl. oz. of this product (0.75 lb. a.i.) per acre per year for grain or stover.
- For forage, **DO NOT** apply a total of more than 0.50 pound of azoxystrobin per acre per year.
- For grain or stover, **DO NOT** apply a total of more than 0.75 pound of azoxystrobin per acre per year.
- For forage, **DO NOT** make more than 5 applications at the 6.0 fl. oz./A (0.10 lb. a.i./A) rate or one applications at the 15.5 fl. oz./A (0.25 lb. a.i./A) rate per year.
- For grain and stover, **DO NOT** make more than 7 applications at the 6.0 fl. oz./A (0.10 lb. a.i./A) rate or 2 applications at the 15.5 fl. oz./A (0.25 lb. a.i./A) rate per year.
- Pre-Harvest Interval (PHI): 14 days
- Minimum Retreatment Interval (RTI): 7 days

SOYBEAN & EDAMAME (Immature Seed)

Applicators must contact their local extension agent or other agronomy experts to determine local economic thresholds for diseases within your area.

This product may be applied by air, ground, or chemigation before signs of disease. Apply using a water volume that provides complete coverage for most effective disease control. Add an adjuvant at specified rates, if desired. When making applications at the lower specified use rates, a crop oil concentrate (COC) or non-ionic surfactant must be used.

DO NOT make more than 2 sequential applications of **Azoxy 2SC** or other Group 11 fungicides before alternation with a fungicide that is not in Group 11.

SPECIFIC DISEASE INSTRUCTIONS

DISEASE	APPLICATION USE RATE AND INSTRUCTIONS
Aerial Blight (<i>Rhizoctonia solani</i>) Alternaria Leaf Spot (<i>Alternaria</i> spp.) Anthracnose (<i>Colletotrichum truncatum</i>) Brown Spot (<i>Septoria glycines</i>) Cercospora Blight and Leaf Spot (<i>Cercospora kikuchii</i>) Frogeye Leaf Spot (<i>Cercospora sojina</i>) Pod and Stem Blight (<i>Diaporthe phaseolorum</i>)	Apply 6.0 – 15.5 fl. oz. (0.10 – 0.25 lb. a.i.) per acre before disease begins to develop. If the plant canopy is dense, the soybean variety is susceptible to disease or disease pressure. If heavy, use a higher use rate.
Rust (<i>Phakopsora</i> spp.)	Apply 6.0 – 15.5 fl. oz. (0.10 – 0.25 lb. a.i.) per acre. If the plant canopy is dense, the soybean variety is susceptible to disease or disease pressure. If heavy, use a higher use rate. If this product is tank mixed with a triazole fungicide registered for use on soybean rust, a reduced rate of 4 fl. oz. (0.065 lb. a.i.) per acre may be used.
Rhizoctonia solani (<i>Rhizoctonia solani</i>) Southern Blight (<i>Sclerotium rolfsii</i>)	Apply 0.40 – 0.80 fl. oz. (0.10 – 0.20 oz. a.i.) per 1,000 row-feet following the instructions in the SOILBORNE/SEEDLING DISEASE CONTROL section of this label.

(continued)

SOYBEAN & EDAMAME (Immature Seed) (cont.)

SPECIFIC DISEASE INSTRUCTIONS

USE RESTRICTIONS:

- **DO NOT** apply more than 15.5 fl. oz. (0.25 lb. a.i.) of this product per acre per application.
- **DO NOT** apply more than 92.3 fl. oz. (1.5 lb. a.i.) of this product per acre per year.
- **DO NOT** apply a total of more than 1.5 pounds of azoxystrobin per acre per year.
- For forage and hay, **DO NOT** make more than 4 applications at the 6.0 fl. oz./A (0.10 lb. a.i./A) rate or one application at the 15.5 fl. oz./A (0.25 lb. a.i./A) rate per year.
- **DO NOT** make more than 15 applications at the 6.0 fl. oz./A (0.10 lb. a.i./A) rate or 5 applications at the 15.5 fl. oz./A (0.25 lb. a.i./A) rate per year, except for soybean forage and hay.
- Pre-Harvest Interval (PHI): Soybeans (beans) – 14 days; Forage and Hay – 0 days
- Minimum Retreatment Interval (RTI): 14 days

STONE FRUIT, CROP GROUP 12-12

Apricot; Cherry, Sweet & Tart; Nectarine; Peach; Plum; Plumcot; Prune

This product may be applied by air, ground, or chemigation before signs of disease. Apply using a water volume that provides complete coverage for most effective disease control.

DO NOT make more than 2 sequential applications of **Azoxy 2SC** or other Group 11 fungicides before alternation with a fungicide that is not in Group 11.

SPECIFIC DISEASE INSTRUCTIONS

DISEASE	APPLICATION USE RATE AND INSTRUCTIONS
Brown Rot Blossom Blight and Fruit Rot (<i>Monilinia fructicola</i> , <i>M. laxa</i>)	Apply 12.0 – 15.5 fl. oz. (0.20 – 0.25 lb. a.i.) per acre. Make the initial application at early bloom and continue applications until petal fall as determined by resistance management practices in your area. When treating Brown Rot on fruit, applications may be made up to the same day as harvest.
Scab (<i>Cladosporium carpophilum</i>)	Apply 6.0 – 15.5 fl. oz. (0.10 – 0.25 lb. a.i.) per acre. For scab control, make the initial application at petal fall. Continue applications at 7-14 day intervals as determined by resistance management practices in your area. Peaches only: Apply 9.0 – 15.5 fl. oz. (0.15 – 0.25 lb. a.i.) per acre using the instructions listed above for scab control.
Alternaria Spot and Fruit Rot (<i>Alternaria alternata</i>) Anthracnose (<i>Colletotrichum prunicola</i> , <i>C. gloeosporioides</i>) Leaf Rust (<i>Tranzschelia discolor</i>) Powdery Mildew (<i>Sphaerotheca pannosa</i> , <i>Podosphaera clandestine</i>) Shot Hole (<i>Wilsonomyces carpophilus</i>)	Apply 6.0 – 15.5 fl. oz. (0.10 – 0.25 lb. a.i.) per acre. Make the initial application when conditions become conducive for disease and signs of disease first appear. Continue applications at 7-14 day intervals as determined by resistance management practices in your area.

USE RESTRICTIONS:

- **DO NOT** apply more than 15.5 fl. oz. (0.25 lb. a.i.) of this product per acre per application.
- **DO NOT** apply more than 92.3 fl. oz. (1.5 lb. a.i.) of this product per acre per year.
- **DO NOT** apply a total of more than 1.5 pounds of azoxystrobin per acre per year.
- **DO NOT** make more than 15 applications at the 6.0 fl. oz./A (0.10 lb. a.i./A) rate or 5 applications at the 15.5 fl. oz./A (0.25 lb. a.i./A) rate per year.
- Pre-Harvest Interval (PHI): 0 days
- Minimum Retreatment Interval (RTI): 7 days

SUGARCANE

This product may be applied by air, ground, or chemigation before signs of disease. For ground application, apply using a water volume that provides complete coverage and canopy penetration for most effective disease control. For aerial application, apply using a minimum of 5 gallons of water per acre. Add an adjuvant at specified rates, if desired.

DO NOT make more than 2 sequential applications of **Azoxy 2SC** or other Group 11 fungicides before alternation with a fungicide that is not in Group 11.

SPECIFIC DISEASE INSTRUCTIONS

DISEASE	APPLICATION USE RATE AND INSTRUCTIONS
Brown Rust (<i>Puccinia melanocephala</i>) Orange Rust (<i>Puccinia kuehni</i>)	Fields must be scouted and applications initiated at the first signs of disease. Apply 9.0 – 12.0 fl. oz. (0.15 – 0.20 lb. a.i.) per acre by air (using a minimum of 5 gallons of water per acre), ground (using sufficient water to assure thorough coverage and penetration of the canopy), or chemigation. Make the first application prior to the signs of disease development. Continue applications at 14- to 28-day intervals as determined by resistance management practices in your area.
USE RESTRICTIONS: <ul style="list-style-type: none">• DO NOT apply more than 12.0 fl. oz. (0.20 lb. a.i.) of this product per acre per application.• DO NOT apply more than 49 fl. oz. (0.80 lb. a.i.) of this product per acre per year.• DO NOT apply a total of more than 0.80 pound of azoxystrobin per acre per year.• DO NOT make more than 5 applications at the 9.0 fl. oz./A (0.15 lb. a.i./A) rate or 4 applications at the 12.0 fl. oz./A (0.20 lb. a.i./A) rate per year.• Pre-Harvest Interval (PHI): 30 days• Minimum Retreatment Interval (RTI): 14 days	

TI PALM, LEAVES AND ROOTS

This product may be applied by air, ground, or chemigation before signs of disease. Add an adjuvant at specified rates, if desired.

DO NOT make more than 1 application of **Azoxy 2SC** or other Group 11 fungicides before alternation with a fungicide that is not in Group 11.

SPECIFIC DISEASE INSTRUCTIONS

DISEASE	USE RATE	APPLICATION INSTRUCTIONS
Foliar Diseases Alternaria Leaf Spot (<i>Alternaria</i> spp., <i>A. alternata</i>) Ascochyta Leaf Spot (<i>Ascochyta cynarae</i>) Phyllostica Leaf Spot (<i>Phyllostica</i> spp.) Rust (<i>Uromyces betae</i> , <i>Puccinia helianthi</i>) White Rust	6.0-20.0 fl. oz/A (0.10-0.33 lbs. a.i./A)	For powdery mildew , make preventative applications on a 5- to 7-day schedule. For all other diseases , applications must begin prior to disease development and continue throughout the season every 7-14 days following the resistance management guidelines.
Cercospora Leaf Spot (<i>Cercospora betae</i> , <i>C. pastinaceae</i>) Powdery Mildew (<i>Erysiphe polygoni</i> , <i>Leveillula taurica</i>)	9.0-15.5 fl. oz/A (0.15-0.25 lbs. a.i./A)	
Soilborne Diseases Circular Spot, Southern Blight (<i>Sclerotium rolfsii</i>) Pythium Root Rot (<i>Pythium aphanidermatum</i>) Rhizoctonia Stem Canker, Crown Rot (<i>Rhizoctonia solani</i>)	0.40-0.80 fl. oz/1000 row feet	Soilborne/seedling disease control, see directions and rates under the SOILBORNE/SEEDLING DISEASE CONTROL section.
USE RESTRICTIONS: <ul style="list-style-type: none">• DO NOT apply more than 123 fl. oz. (2.0 lb. a.i.) of this product per acre per year.• DO NOT apply a total of more than 2.0 pound of azoxystrobin per acre per year.• DO NOT make more than 20 applications at the 6.0 fl. oz./A (0.10 lb. a.i./A) rate or 6 applications at the 20.0 fl. oz./A (0.33 lb. a.i./A) rate per year. When applying at 9.0 fl. oz./A. (0.15 lb. a.i./A.), DO NOT apply more than 13 applications per year. When applying at 15.5 fl. oz./A. (0.25 lb. a.i./A.), DO NOT apply more than 7 applications per year.• Minimum Retreatment Interval (RTI): 5 days		

TOBACCO

This product may be applied by air, ground, or chemigation before signs of disease. For ground application, apply using a water volume that provides complete coverage and canopy penetration for most effective disease control. For aerial application, apply using 10 – 15 gals. of water per acre.

DO NOT make more than 1 application of **Azoxy 2SC** or other Group 11 fungicides before alternation with a fungicide that is not in Group 11.

SPECIFIC DISEASE INSTRUCTIONS

DISEASE	APPLICATION USE RATE AND INSTRUCTIONS
Blue Mold (<i>Peronospora tabacina</i>) Frogeye Leaf Spot (<i>Cercospora nicotianae</i>) Target Spot (<i>Rhizoctonia solani</i>)	Apply 6 – 12 fl. oz. (0.10 – 0.20 lb. a.i.) per acre. Begin applications prior to disease development or at first indication that blue mold is in the area. If blue mold is present in the field, initiate applications with Dimethomorph + Mancozeb (Acrobat MZ®, EPA Reg. No. 232-383) prior to an Azoxy 2SC application. Apply on a 7- to 14-day interval with shorter intervals under conditions conducive to disease development. NOTE: Azoxy 2SC may enhance weather flecking on the leaves of certain tobacco types. This does not affect yield and quality.
USE RESTRICTIONS: <ul style="list-style-type: none">• DO NOT apply more than 12 fl. oz. (0.20 lb. a.i.) of this product per acre per single application.• DO NOT apply more than 32 fl. oz. (0.52 lb. a.i.) of this product per acre per year.• DO NOT apply a total of more than 0.52 lb. of azoxystrobin per acre per year.• Pre-Harvest Interval (PHI): 21 days• DO NOT make more than 5 applications at the 6.0 fl. oz./A (0.10 lb. a.i./A) rate or 2 applications at the 12.0 fl. oz./A (0.20 lb. a.i./A) rate per year.• DO NOT apply as a curative application.• DO NOT apply on greenhouse seedlings.• DO NOT tank mix with endosulfan. Tank mixing Azoxy 2SC with insecticides formulated as emulsifiable concentrates (EC) or containing high amounts of solvents, may cause some crop injury.• Minimum Retreatment Interval (RTI): 7 days	
Tobacco Transplants in Greenhouse GA, KY, IN, MD, MO, NC, OH, PA, SC, TN and VA only	
Target Spot (<i>Rhizoctonia solani</i>)	Apply 6 fl. oz. per acre or 0.14 fl. oz. (4ml) per 1,000 sq. ft. in enough water for thorough coverage (5 gal/1000 sq. ft.) Make only one application prior to transplanting.
USE RESTRICTIONS: <ul style="list-style-type: none">• DO NOT exceed the maximum rate listed in the table.• DO NOT apply more than 32.0 fl. oz. (0.52 lb. a.i.) of this product per acre per year.• In the greenhouse, DO NOT apply more than 6.0 fl. oz. (0.10 lb. a.i.) of this product per acre per year.• In the greenhouse, make only 1 application prior to transplanting.	

TOMATOES & TOMATILLOS, SUBGROUP 8-10A

Bush Tomato; Cocona; Currant Tomato; Garden Huckleberry; Goji Berry; Groundcherry; Naranjilla; Sunberry; Tomatillo; Tomato; Tree Tomato and cultivars/hybrids of these

Adverse crop response may occur if this product is tank mixed with dimethoate containing products. Under certain weather conditions (ex. high temperatures), use of this product in a tank mix with silicone- based or oil-containing additives or adjuvants may cause adverse crop response. If using an adjuvant, DO NOT use more than 0.125% v/v. Consult a Axill Solutions, LLC representative for additional information.

This product may be applied by air, ground, or chemigation before signs of disease are present. Apply using a water volume that provides complete coverage and canopy penetration for most effective disease control.

DO NOT make more than 1 application of **Azoxy 2SC** or other Group 11 fungicides before alternation with a fungicide that is not in Group 11.

(continued)

TOMATOES & TOMATILLOS, SUBGROUP 8-10A (cont.)**SPECIFIC DISEASE INSTRUCTIONS**

DISEASE	APPLICATION USE RATE AND INSTRUCTIONS
Anthracnose (<i>Colletotrichum coccodes</i>) Black Mold (<i>Alternaria alternata</i>) Buckeye Rot (<i>Phytophthora</i> spp.) Early Blight (<i>Alternaria solani</i>) Powdery Mildew (<i>Oidiopsis sicula</i>) Septoria Leaf Spot (<i>Septoria lycopersici</i>) Target Spot (<i>Corynespora cassiicola</i>)	Apply 5.0 – 6.2 fl. oz. (0.08 – 0.10 lb. a.i.) per acre. Make the initial application before signs of disease are present and conditions favor the development of disease. Continue applications at 7- to 21-day intervals as determined by resistance management practices in your area.
Late Blight (<i>Phytophthora infestans</i>)	Apply 6.2 fl. oz. (0.10 lb. a.i.) per acre. Make the initial application before signs of disease are present and conditions favor the development of disease. Continue applications at 5- to 7-day intervals as determined by resistance management practices in your area.

USE RESTRICTIONS:

- **DO NOT** apply more than 6.2 fl. oz. (0.10 lb. a.i.) of this product per acre per application.
- **DO NOT** apply more than 37.0 fl. oz. (0.60 lb. a.i.) of this product per acre per year.
- **DO NOT** apply a total of more than 0.60 pound of azoxystrobin per acre per year.
- **DO NOT** make more than 7 applications at the 5.0 fl. oz./A (0.08 lb. a.i./A) rate or 5 applications at the 6.2 fl. oz./A (0.10 lb. a.i./A) rate per year.
- Pre-Harvest Interval (PHI): 0 days
- Minimum Retreatment Interval (RTI): 5 days

TREE NUTS – CROP GROUP 14-12 (except Almonds and Pistachios)

See specific use instructions for Almonds and Pistachios in the respective sections of this label.

African nut-tree; beechnut; Brazil nut; Brazilian pine; bunya; bur oak; butternut; Cajou nut; candlenut; cashew; chestnut; chinquapin; coconut; coquito nut; dika nut; ginkgo; Guiana chestnut; hazelnut (filbert); heartnut; hickory nut; Japanese horse-chestnut; macadamia nut; mongongo nut; monkey-pot; monkey puzzle nut; Okari nut; Pachira nut; peach palm nut; pecan; pequi; Pili nut; pine nut; Sapucaia nut; tropical almond; walnut, black; walnut, English; yellowhorn; cultivars, varieties, and/or hybrids of these

This product may be applied by air, ground, or chemigation before development of disease. Apply using a water volume that provides complete coverage and canopy penetration for most effective disease control. Add an adjuvant at specified rates, if desired.

DO NOT make more than 2 sequential applications of **Azoxy 2SC** or other Group 11 fungicides before alternation with a fungicide that is not in Group 11.

SPECIFIC DISEASE INSTRUCTIONS

DISEASE	APPLICATION USE RATE AND INSTRUCTIONS
Alternaria Leaf and Fruit Spot (<i>Alternaria alternata</i>) Anthracnose (<i>Colletotrichum acutatum</i> , <i>Glomerella cingulata</i>) Eastern Filbert Blight (<i>Anisogramma anomala</i>) Late Blight (<i>Alternaria alternata</i>) Scab (<i>Cladosporium carpophilum</i>) Septoria Leaf Spot (<i>Septoria pistaciarum</i>) Shot Hole (<i>Wilsonomyces carpophilus</i>)	Apply 6.0 – 12.0 fl. oz. (0.10 – 0.20 lb. a.i.) per acre. Make the initial application before signs of disease are present and conditions favor the development of disease. Continue applications at 7- to 21-day intervals as determined by resistance management practices in your area.
Blossom Blight (<i>Morillinia laxa</i> , <i>M. fructicola</i>)	Apply 6.0 – 12.0 fl. oz. (0.10 – 0.20 lb. a.i.) per acre. Make the initial application at early bloom stage. Continue applications through petal fall at 7- to 21-day intervals as determined by resistance management practices in your area.

USE RESTRICTIONS:

- **DO NOT** apply more than 12.0 fl. oz. (0.20 lb. a.i.) of this product per acre per application.
- **DO NOT** apply more than 73.8 fl. oz. (1.2 lb. a.i.) of this product per acre per year.
- **DO NOT** apply a total of more than 1.2 pounds of azoxystrobin per acre per year.
- **DO NOT** make more than 12 applications at the 6.0 fl. oz./A (0.10 lb. a.i./A) rate or 6 applications at the 12.0 fl. oz./A (0.20 lb. a.i./A) rate per year.
- Pre-Harvest Interval (PHI): 45 days
- Minimum Retreatment Interval (RTI): 7 days

TROPICAL FRUIT

Acerola; Atemoya; Avocado; Biriba; Canistel; Cherimoya; Custard Apple; Dragon Fruit; Feijoa; Guava; Ilama; Jaboticaba; Jackfruit; Longan; Loquat; Lychee; Mango; Papaya; Passionfruit; Pawpaw; Persimmon; Pulasan; Rambutan; Sapodilla; Sapote, Black; Sapote, Mamey; Sapote, White; Soursop; Star Apple; Starfruit; Sugar Apple; Spanish Lime; Tamarind

This product may be applied by air, ground, or chemigation before development of disease. Apply using a water volume that provides complete coverage and canopy penetration for most effective disease control. Add an adjuvant at specified rates, if desired.

DO NOT make more than 2 sequential applications of **Azoxy 2SC** or other Group 11 fungicides before alternation with a fungicide that is not in Group 11.

SPECIFIC DISEASE INSTRUCTIONS

DISEASE	APPLICATION USE RATE AND INSTRUCTIONS
Anthraxnose (<i>Colletotrichum</i> spp.) Cercospora Leaf Spot (<i>Cercospora</i> spp.) Powdery Mildew (<i>Erysiphe</i> spp.) Rust (<i>Puccinia</i> spp.)	Apply 6.0 – 15.5 fl. oz. (0.10 - 0.25 lb. a.i.) per acre. Make the initial application before signs of disease are present and conditions favor the development of disease. Continue applications at 10- to 14-day intervals as determined by resistance management practices in your area.
Seedling Root Rot, Basal Stem Rot (<i>Rhizoctonia solani</i>)	Apply 0.40 – 0.80 fl. oz. (0.10 – 0.20 oz. a.i.) per 1,000 row-feet following the instructions in the SOILBORNE/SEEDLING DISEASE CONTROL section of this label.
USE RESTRICTIONS: <ul style="list-style-type: none">• DO NOT apply more than 15.5 fl. oz. (0.25 lb. a.i.) of this product per acre per application.• DO NOT apply more than 92.3 fl. oz. (1.5 lb. a.i.) of this product per acre per year.• DO NOT apply a total of more than 1.5 pounds of azoxystrobin per acre per year.• DO NOT make more than 15 applications at the 6.0 fl. oz./A (0.10 lb. a.i./A) rate or 5 applications at the 15.5 fl. oz./A (0.25 lb. a.i./A) rate per year.• Pre-Harvest Interval (PHI): 0 days• Minimum Retreatment Interval (RTI): 10 days	

VEGETABLES, Leaves of Root and Tuber Vegetables Crop Group 2; Root Vegetable SUBGROUP 1B and Sugar Beets
Beet, Garden & Sugar; Burdock; Carrot; Cassava, Bitter & Sweet; Celery (Celery Root); Chervil, Turnip-Rooted; Chicory; Dasheen (Taro); Ginseng; Horseradish; Parsley, Turnip-Rooted; Parsnip; Radish; Radish, Oriental (Daikon); Rutabaga; Salsify; Salsify, Black & Spanish; Skirret; Sweet Potato; Tanier; Turnip; Yam, True

This product may be applied by air, ground, or chemigation as a preventative spray for powdery mildew or before signs of disease are present for other diseases listed below. Apply using a water volume that provides complete coverage and canopy penetration for most effective disease control. Add an adjuvant at specified rates, if desired.

DO NOT make more than 1 application of **Azoxy 2SC** or other Group 11 fungicides before alternation with a fungicide that is not in Group 11.

Instructions for Sugar Beets

Beginning at the 2-8 leaf stage, apply 0.40 - 0.80 fl. oz. (0.10 – 0.20 oz. a.i.) per 1,000 row-feet using a minimum of 10 gallons of water per acre as a banded application.

SPECIFIC DISEASE INSTRUCTIONS

DISEASE	APPLICATION USE RATE AND INSTRUCTIONS
Alternaria Leaf Spot (<i>Alternaria</i> spp., <i>A. alternata</i>) Ascochyta Leaf Spot (<i>Ascochyta cynarae</i>) Rust (<i>Uromyces betae</i> , <i>Puccinia helianthi</i>) White Rust (<i>Albugo tragopogonis</i>)	Apply 6.0 – 20.0 fl. oz. (0.10 – 0.33 lb. a.i.) per acre. Make the initial application before signs of disease are present and conditions favor the development of disease. Continue applications at 7- to 14-day intervals as determined by resistance management practices in your area.
Cercospora Leaf Spot (<i>Cercospora betae</i> , <i>C. pastinaceae</i>)	Apply 9.0 – 15.5 fl. oz. (0.15 – 0.25 lb. a.i.) per acre. Make the initial application before signs of disease are present and conditions favor the development of disease. Continue applications at 7- to 14-day intervals as determined by resistance management practices in your area.
Powdery Mildew (<i>Erysiphe polygoni</i> , <i>Leveillula taurica</i>)	Apply 9.0 – 15.5 fl. oz. (0.15 – 0.25 lb. a.i.) per acre. Make the initial application as a preventative application. Continue applications at 5- to 7-day intervals as determined by resistance management practices in your area.

(continued)

VEGETABLES, Leaves of Root and Tuber Vegetables Crop Group 2; Root Vegetable SUBGROUP 1B and Sugar Beets (cont.)**SPECIFIC DISEASE INSTRUCTIONS**

DISEASE	APPLICATION USE RATE AND INSTRUCTIONS
Circular Spot, Southern Blight (<i>Sclerotium rolfsii</i>) Pythium Root Rot (<i>Pythium aphanidermatum</i>) Rhizoctonia Stem Canker, Crown Rot (<i>Rhizoctonia solani</i>)	Apply 0.40 – 0.80 fl. oz. (0.10 – 0.20 oz. a.i.) per 1,000 row-feet following the instructions in the SOILBORNE/SEEDLING DISEASE CONTROL section of this label.
USE RESTRICTIONS: <ul style="list-style-type: none"> • DO NOT apply more than 20.0 fl. oz. (0.33 lb. a.i.) of this product per acre per application. • DO NOT apply more than 123 fl. oz. (2.0 lb. a.i.) of this product per acre per year. • DO NOT apply a total of more than 2.0 pounds of azoxystrobin per acre per year. • DO NOT make more than 20 applications at the 6.0 fl. oz./A (0.10 lb. a.i./A) rate or 6 applications at the 20.0 fl. oz./A (0.33 lb. a.i./A) rate per year. • Pre-Harvest Interval (PHI): 0 days • Minimum Retreatment Interval (RTI): 5 days • Sugar Beets: <ul style="list-style-type: none"> - DO NOT make application directly over the seeds as a drizzle. - DO NOT make application of this product in-furrow if soil conditions are anticipated to be cool, causing prolonged plant emergence. - A starter fertilizer must NOT be used with this product if application is made at planting. - Adverse crop response may occur if this product is tank mixed with methylated spray oil (MSO) or crop oil concentrates (COC). 	

VEGETABLES, TUBEROUS AND CORM - SUBGROUP 1C*

Arracacha; Arrowroot; Artichoke, Chinese & Jerusalem; Canna, Edible; Cassava, Bitter & Sweet; Chayote (root); Chufa; Dasheen (Taro); Ginger; Leren; Potato; Sweet Potato; Tanier; Turmeric; Yam, Bean & True

*Not registered for sale or use in California.

This product may be applied by air, ground, or chemigation as a preventative spray for powdery mildew or before signs of disease are present for other diseases listed below; or applied post-harvest to protect harvested crop. Apply using a water volume that provides complete coverage and canopy penetration for most effective disease control. Add an adjuvant at specified rates, if desired.

DO NOT make more than 1 application of **Azoxyl 2SC** or other Group 11 fungicides before alternation with a fungicide that is not in Group 11.

SPECIFIC DISEASE INSTRUCTIONS

DISEASE	APPLICATION USE RATE AND INSTRUCTIONS
Alternaria Leaf Spot (<i>Alternaria</i> spp., <i>A. alternata</i>) Ascochyta Leaf Spot (<i>Ascochyta cynarae</i>) Rust (<i>Uromyces betae</i> , <i>Puccinia helianthi</i>) White Rust (<i>Albugo tragopogonis</i>)	Apply 6.0 – 20.0 fl. oz. (0.10 – 0.33 lb. a.i.) per acre. Make the initial application before signs of disease are present and conditions favor the development of disease. Continue applications at 7- to 14-day intervals as determined by resistance management practices in your area.
Cercospora Leaf Spot (<i>Cercospora betae</i> , <i>C. pastinaceae</i>)	Apply 9.0 – 15.5 fl. oz. (0.15 – 0.25 lb. a.i.) per acre. Make the initial application before signs of disease are present and conditions favor the development of disease. Continue applications at 7- to 14-day intervals as determined by resistance management practices in your area.
Powdery Mildew (<i>Erysiphe polygoni</i> , <i>Leveillula taurica</i>)	Apply 9.0 – 15.5 fl. oz. (0.15 – 0.25 lb. a.i.) per acre by air, ground, or chemigation. Make the initial application as a preventative application. Continue applications at 5- to 7-day intervals as determined by resistance management practices in your area.
Circular Spot, Southern Blight (<i>Sclerotium rolfsii</i>) Pythium Root Rot (<i>Pythium aphanidermatum</i>) Rhizoctonia Stem Canker, Crown Rot (<i>Rhizoctonia solani</i>)	Apply 0.40 – 0.80 fl. oz. (0.10 – 0.20 oz. a.i.) per 1,000 row-feet following the instructions in the SOILBORNE/SEEDLING DISEASE CONTROL section of this label.
Fusarium Dry Rot Late Blight Pink Rot Silver Scurf	Post-Harvest Applications: Apply to harvested tubers at a rate of 0.6 fl. oz. per ton of tubers. Use sufficient volume of water to ensure good coverage of crop being treated. Treat in equipment where tubers can be tumbled to aid in good coverage. Apply using CDA, T-Jet or comparable application equipment.

(continued)

VEGETABLES, TUBEROUS AND CORM - SUBGROUP 1C* (cont.)

*Not registered for sale or use in California.

SPECIFIC DISEASE INSTRUCTIONS**USE RESTRICTIONS:**

- **DO NOT** apply more than 20.0 fl. oz. (0.33 lb. a.i.) of this product per acre per application.
- **DO NOT** apply more than 123 fl. oz. (2.0 lb. a.i.) of this product per acre per year.
- **DO NOT** apply a total of more than 2.0 pounds of azoxystrobin per acre per year.
- **DO NOT** make more than 20 applications at the 6.0 fl. oz./A (0.10 lb. a.i./A) rate or 6 applications at the 20.0 fl. oz./A (0.33 lb. a.i./A) rate per year.
- Pre-Harvest Interval (PHI): 14 days
- Minimum Retreatment Interval (RTI): 5 days
- **Post-Harvest Restrictions:**
 - **DO NOT** apply more than 0.6 fl. oz. (1.0 lb. a.i.) per acre per application.
 - Make only one post-harvest application.
 - **DO NOT** use on seed pieces or seed potatoes.
 - Maintain constant agitation to keep solution suspended during application.

WATERCRESS

This product may be applied by air, ground, or chemigation before development of disease. Apply using a water volume that provides complete coverage and canopy penetration for most effective disease control. Add an adjuvant at specified rates, if desired.

DO NOT make more than 2 sequential applications of **Azoxy 2SC** or other Group 11 fungicides before alternation with a fungicide that is not in Group 11.

SPECIFIC DISEASE INSTRUCTIONS

DISEASE	APPLICATION USE RATE AND INSTRUCTIONS
Cercospora Leaf Spot (<i>Cercospora</i> spp.)	Apply 6.0 – 15.5 fl. oz. (0.10 – 0.25 lb. a.i.) per acre. Make the initial application before signs of disease are present and conditions favor the development of disease. Continue applications at 7- to 10-day intervals as determined by resistance management practices in your area.
USE RESTRICTIONS: <ul style="list-style-type: none">• DO NOT apply more than 15.5 fl. oz. (0.25 lb. a.i.) of this product per acre per application.• DO NOT apply more than 92.3 fl. oz. (1.5 lb. a.i.) of this product per acre per year.• DO NOT apply a total of more than 1.5 pounds of azoxystrobin per acre per year.• DO NOT make more than 15 applications at the 6.0 fl. oz./A (0.10 lb. a.i./A) rate or 5 applications at the 15.5 fl. oz./A (0.25 lb. a.i./A) rate per year.• Pre-Harvest Interval (PHI): 7 days• Minimum Retreatment Interval (RTI): 7 days	

WHEAT & TRITICALE

This product may be applied by air, ground, or chemigation before development of disease. Apply using a water volume that provides complete coverage and canopy penetration for most effective disease control. For improved efficacy, a crop oil concentrate (COC) may be tank mixed with this product at 1.0% v/v.

DO NOT make more than 2 sequential applications of **Azoxy 2SC** or other Group 11 fungicides before alternation with a fungicide that is not in Group 11.

SPECIFIC DISEASE INSTRUCTIONS

DISEASE	APPLICATION USE RATE AND INSTRUCTIONS
Leaf Rust (<i>Puccinia triticina</i> = <i>Puccinia recondita</i> f. sp. <i>tritici</i>) Septoria Leaf and Glume Blotch (<i>Septoria tritici</i> , <i>Septoria nodorum</i>) Stem Rust (<i>Puccinia graminis</i>) Stripe Rust (<i>Puccinia striiformis</i>) Tan Spot (<i>Pyrenophora tritici-repentis</i>)	Apply 4.0 – 12.0 fl. oz. (0.07 – 0.20 lb. a.i.) per acre. Make the initial application before signs of disease are present and conditions favor the development of disease. Continue applications at 14-day intervals as determined by resistance management practices in your area.

(continued)

WHEAT & TRITICALE (cont.)

SPECIFIC DISEASE INSTRUCTIONS

DISEASE	APPLICATION USE RATE AND INSTRUCTIONS
Powdery Mildew (<i>Erysiphe graminis</i>)	Apply 7.5 – 11.0 fl. oz. (0.12 – 0.18 lb. a.i.) per acre. Make the initial application before signs of disease are present and conditions favor the development of disease. Continue applications at 14 day intervals as determined by resistance management practices in your area.
USE RESTRICTIONS: <ul style="list-style-type: none">• DO NOT apply more than 12.0 fl. oz. (0.20 lb. a.i.) of this product per acre per application.• DO NOT apply more than 24.5 fl. oz. (0.40 lb. a.i.) of this product per acre per year.• DO NOT apply a total of more than 0.40 pound of azoxystrobin per acre per year.• DO NOT make more than 6 applications at the 4.0 fl. oz./A (0.07 lb. a.i./A) rate or 2 applications at the 12.0 fl. oz./A (0.20 lb. a.i./A) rate per year.• Pre-Harvest Intervals (PHI): Forage and Hay – 7 days; Grazing – 14 days• DO NOT apply this product after growth stage Feekes 10.54.• Minimum Retreatment Interval (RTI): 14 days	

WILD RICE

This product may be applied by air, ground, or chemigation before development of disease. Apply by ground using a water volume that provides complete coverage and canopy penetration for most effective disease control. For aerial application, apply with 5 to 10 gallons of water per acre. Add an adjuvant at specified rates, if desired.

DO NOT make more than 2 sequential applications of **Azoxy 2SC** or other Group 11 fungicides before alternation with a fungicide that is not in Group 11.

SPECIFIC DISEASE INSTRUCTIONS

DISEASE	APPLICATION USE RATE AND INSTRUCTIONS
Brown Spot (<i>Bipolaris oryzae</i> or <i>Bipolaris sorokiniana</i> also known as <i>Helminthosporium oryzae</i> and <i>H. sativum</i>) Stem Rot (<i>Nakataea sigmoidea</i>)	Apply 12.5 – 15.5 fl. oz. (0.20 – 0.25 lb. a.i.) per acre. Make the initial application before disease development and conditions favor disease when plant is tillering, at boot, early heading or at first signs of disease. A second application may be made if disease pressure is heavy and environmental conditions that favor disease persist.
USE RESTRICTIONS: <ul style="list-style-type: none">• DO NOT apply more than 15.5 fl. oz. (0.25 lb. a.i.) of this product per acre per application.• DO NOT apply more than 42 fl. oz. (0.70 lb. a.i.) of this product per acre per year.• DO NOT apply a total of more than 0.70 pound of azoxystrobin per acre per year.• Pre-Harvest Interval (PHI): 28 days• DO NOT make more than 3 applications at the 12.5 fl. oz./A (0.20 lb. a.i./A) rate or 2 applications at the 15.5 fl. oz./A (0.25 lb. a.i./A) rate per year.• DO NOT treat rice fields also used for aquaculture.• DO NOT release flood or irrigation waters for a minimum of 14 days after application.• DO NOT apply if weather conditions are conducive to drift from target area to non-target aquatic habitats.• Minimum Retreatment Interval (RTI): 7 days	

SEED TREATMENT

Not registered for sale or use in California.

USE RESTRICTIONS:

- **DO NOT** feed clippings or graze animals to turf that have been treated with this product.
- **DO NOT** make more than 1 application of this product.
- **DO NOT** exceed the specified maximum application use rate listed under the Application Instructions in the Disease Instructions Seed Treatment table below.
- **DO NOT** plant millet or buckwheat for 1 year after the last azoxystrobin application unless the azoxystrobin product is registered for use on these crops.

Seed Bag Label Requirements

The Federal Seed Act requires that containers containing treated seed be labeled with the following statements:

- This seed has been treated with azoxystrobin.
- **DO NOT** use treated seed for feed, food, or oil purposes.

The U.S. Environmental Protection Agency requires the following statements on containers containing seed treated with azoxystrobin:

- Store treated seed away from food and feedstuffs.
- **DO NOT** allow children, pets, or livestock to have access to treated seeds.
- Wear long pants, long-sleeved shirt and protective gloves when handling treated seed.
- Treated seeds exposed on soil surface may be hazardous to wildlife. Cover or collect treated seeds spilled during loading and planting.
- Dispose of all excess treated seed by burying seed away from bodies of water.
- **DO NOT** contaminate bodies of water when disposing of planting equipment wash water.
- Dispose of seed packaging or containers in accordance with local requirements.
- Excess treated seed may be used for ethanol production only if (1) by-products are not used for livestock feed and (2) no measurable residues of pesticide remain in ethanol by-products that are used in agronomic practice.

Coloring Treated Seed

By law, any seed treated with this product must be colored to prevent use for feed for animals or food for humans. Any formulation of this product that does not already contain dye must use an EPA-approved dye to color treat seed. Refer to 40CFR§153.155 for more information.

Directions for Seed Treatment

Apply this product as a slurry or mist seed treatment at the rate listed in the **Specific Seed/Disease Instructions** - Seed Treatment section below per 100 pounds of seed. For maximum results, seed must be in good condition and properly cured prior to treatment and applications of this product must be uniformly applied to all seed being treated. Consult a seed treatment specialist to determine appropriate slurry rates for the seed being treated.

This product provides broad-spectrum protection against *Rhizoctonia* spp. and *Pythium* spp. seed and seedling diseases. Combine this product with a Pythium-active seed treatment product.

SPECIFIC SEED/DISEASE INFORMATION

CROP	DISEASE	APPLICATION INSTRUCTIONS
Canola	Blackleg (<i>Phoma lingam</i>) Seedling Rhizoctonia Damping-Off (<i>Rhizoctonia solani</i>) Alternaria Seedling Blight (<i>Alternaria</i> spp.)	Apply 1.5 fluid ounces (0.025 lb. a.i.) of Azoxy 2SC per hundredweight (cwt) of seed as a mist seed treatment or slurry.
Corn – Field, Pop & Sweet (including seed production)	Seed-borne and Soil-borne Fungi causing Decay, Damping-Off, and Seedling Blight, Seedling Damping-Off (<i>Rhizoctonia</i> spp., <i>Penicillium</i> spp., <i>Pythium</i> spp.)	Apply 0.04 – 1.5 fluid ounces (0.0007 to 0.025 lb. a.i.) of Azoxy 2SC per hundredweight (cwt) of seed (0.018 – 0.675 fluid ounce per 80,000 kernel count assuming 80,000 kernels = 45 pounds) as a mist seed treatment or slurry. For optimum results for control of <i>Pythium</i> spp., tank mix this product with Fludioxonil (Maxim® 4FS, EPA Reg. No. 100-758), Mefenoxam + Fludioxonil (Maxim XL, EPA Reg. No. 100-916) and Mefenoxam (Apron® XL, EPA Reg. No. 100-799) according to labeled use rates. Observe the most restrictive limitations, rates, and precautions from each tank mix product.
Cotton	Seedling Rhizoctonia Damping-Off (<i>Rhizoctonia solani</i>) Pythium Seedling Blight (<i>Pythium aphanidermatum</i>)	Apply 0.04 – 0.15 fluid ounce (0.0007 to 0.025 lb. a.i.) of Azoxy 2SC per hundredweight (cwt) of seed as a mist seed treatment or slurry. For optimum results for control of <i>Pythium</i> spp., tank mix this product with Fludioxonil (Maxim® 4FS, EPA Reg. No. 100-758), Mefenoxam + Fludioxonil (Maxim XL, EPA Reg. No. 100-916) and Mefenoxam (Apron® XL, EPA Reg. No. 100-799) according to labeled use rates. Observe the most restrictive limitations, rates, and precautions from each tank mix product.
Cucurbit	Seedling Rhizoctonia Damping-Off (<i>Rhizoctonia solani</i>) General Seed Decay Fungi	Apply 0.25 – 1.5 fluid ounces (0.0041 to 0.025 lb. a.i.) of Azoxy 2SC per hundredweight (cwt) of seed as a mist seed treatment or slurry.
Peanut	Suppression ONLY Seed-borne Diseases, Rhizoctonia Damping-Off (<i>Rhizoctonia solani</i>)	Apply 0.25 – 1.5 fluid ounces (0.0041 to 0.025 lb. a.i.) of Azoxy 2SC per hundredweight (cwt) of seed as a mist seed treatment or slurry.
Potato	Protection from Silver Scurf (<i>Helminthosporium solani</i>) Suppression ONLY Black Scurf & Stem Canker (<i>Rhizoctonia solani</i>)	Apply 0.31 – 1.5 fluid ounces (0.0041 to 0.025 lb. a.i.) of Azoxy 2SC per hundredweight (cwt) of seed as a mist seed treatment or slurry.

(continued)

SPECIFIC SEED/DISEASE INFORMATION (cont.)

CROP	DISEASE	APPLICATION INSTRUCTIONS
Sunflower	Downy Mildew (<i>Plasmopara halstedii</i>)	Apply 0.25 – 1.5 fluid ounces (0.0041 to 0.025 lb. a.i.) of Azoxy 2SC per hundredweight (cwt) of seed as a mist seed treatment or slurry. For optimum results, be sure that the seeds are uniformly covered by the treatment.
Rice	Seed-borne Fungi and Early Season Diseases, Sheath Blight (<i>Rhizoctonia solani</i>)	Apply 0.25 – 1.5 fluid ounces (0.0041 to 0.025 lb. a.i.) of Azoxy 2SC per hundredweight (cwt) of seed as a mist seed treatment or slurry.
Tomato	Seed Decay and Early Season Diseases, Rhizoctonia Damping-Off (<i>Rhizoctonia solani</i>)	Apply 0.25 – 1.5 fluid ounces (0.0041 to 0.025 lb. a.i.) of Azoxy 2SC per hundredweight (cwt) of seed as a mist seed treatment or slurry.
Wheat	Protection from Seed-borne Diseases & Common Bunt (<i>Tilletia caries</i>) <u>Partial Control</u> Dwarf Bunt (<i>Tilletia controversa</i>)	Apply 0.25 – 1.5 fluid ounces (0.0041 to 0.025 lb. a.i.) of Azoxy 2SC per hundredweight (cwt) of seed as a mist seed treatment or slurry.
Soybean	Seed-borne and Soil-borne Fungi causing Decay, Damping-Off, and Seedling Blight, Seedling Damping-Off (<i>Rhizoctonia</i> spp., <i>Pythium</i> spp.) Suppression <u>ONLY</u> White Mold (<i>Sclerotium rolfsii</i>)	Apply 0.06 – 0.18 fluid ounce (0.001 to 0.003 lb. a.i.) of Azoxy 2SC per hundredweight (cwt) of seed as a mist seed treatment or slurry.
Flowering Trees, Ornamentals & Turfgrass	Seed-borne Diseases, Rhizoctonia Damping-Off (<i>Rhizoctonia solani</i>)	Apply 0.25 – 1.5 fluid ounces (0.0041 to 0.025 lb. a.i.) of Azoxy 2SC per hundredweight (cwt) of seed as a mist seed treatment or slurry.

STORAGE AND DISPOSAL

DO NOT contaminate water, food or feed by storage or disposal.

Storage: Always store pesticides in the original container. Store pesticides away from food, pet food, feed, seed fertilizers, and veterinary supplies. Mop up any spills on paved surfaces or floors and store in a chemical waste quarantine area until it can be used as instructed in this label or disposed of safely.

Pesticide Disposal: Pesticide wastes are acutely hazardous. Improper disposal of excess pesticide, spray mixture, or rinsate is a violation of Federal Law. If these wastes cannot be disposed of by use according to label instructions, contact your State Pesticide or Environmental Control Agency, or the Hazardous Waste representative of the nearest EPA Regional Office for guidance.

Container Handling:

Nonrefillable Container (five gallons or less): Nonrefillable container. **DO NOT** reuse or refill this container. Offer for recycling, if available. Triple rinse container (or equivalent) promptly after emptying. Triple rinse as follows: Empty the remaining contents into application equipment or a mix tank and drain for 10 seconds after the flow begins to drip. Fill the container ¼ full with water and recap. Shake for 10 seconds. Pour rinsate into application equipment or a mix tank or store rinsate for later use or disposal. Drain for 10 seconds after the flow begins to drip. Repeat this procedure two more times. Then offer for recycling if available or reconditioning if appropriate or puncture and dispose of in a sanitary landfill or by incineration.

Nonrefillable Container (greater than five gallons): Nonrefillable container. **DO NOT** reuse or refill this container. Offer for recycling, if available. Triple rinse container (or equivalent) promptly after emptying. Triple rinse as follows: Empty the remaining contents into application equipment or a mix tank. Fill the container ¼ full with water. Replace and tighten closures. Tip container on its side and roll it back and forth, ensuring at least one complete revolution, for 30 seconds. Stand the container on its end and tip it back and forth several times. Turn the container over onto its other end and tip it back and forth several times. Empty the rinsate into application equipment or a mix tank or store rinsate for later use or disposal. Repeat this procedure two more times. Then offer for recycling if available or reconditioning if appropriate or puncture and dispose of in a sanitary landfill or by incineration.

CONTAINER IS NOT SAFE FOR FOOD, FEED, OR DRINKING WATER.

CONDITIONS OF SALE AND LIMITATION OF WARRANTY AND LIABILITY

NOTICE: Read the entire Directions for Use and Conditions of Sale and Limitation of Warranty and Liability before buying or using this product. If the terms are not acceptable, return the product at once, unopened, and the purchase price will be refunded.

The Directions for Use of this product must be followed carefully. It is impossible to eliminate all risks inherently associated with the use of this product. Ineffectiveness or other unintended consequences may result because of such factors as manner of use or application, weather, presence of other materials or other influencing factors in the use of the product, which are beyond the control of Axill Solutions, LLC or Seller. To the extent consistent with applicable law, all such risks shall be assumed by Buyer and User, and Buyer and User agree to hold Axill Solutions, LLC and Seller harmless for any claims relating to such factors.

Axill Solutions, LLC warrants that this product conforms to the chemical description on the label and is reasonably fit for the purposes stated in the Directions for Use, subject to the inherent risks referred to above, when used in accordance with directions under normal use conditions. This warranty does not extend to the use of this product contrary to label instructions, or under conditions not reasonably foreseeable to or beyond the control of Seller or Axill Solutions, LLC and Buyer and User assume the risk of any such use. To the extent consistent with applicable law, Axill Solutions, LLC MAKES NO WARRANTIES OF MERCHANTABILITY OR OF FITNESS FOR A PARTICULAR PURPOSE NOR ANY OTHER EXPRESS OR IMPLIED WARRANTY EXCEPT AS STATED ABOVE.

To the extent consistent with applicable law, neither Axill Solutions, LLC nor Seller shall be liable for any incidental, consequential or special damages resulting from the use or handling of this product. **TO THE EXTENT CONSISTENT WITH APPLICABLE LAW, THE EXCLUSIVE REMEDY OF THE USER OR BUYER, AND THE EXCLUSIVE LIABILITY OF AXILL SOLUTIONS, LLC AND SELLER FOR ANY AND ALL CLAIMS, LOSSES, INJURIES OR DAMAGES (INCLUDING CLAIMS BASED ON BREACH OF WARRANTY, CONTRACT, NEGLIGENCE, TORT, STRICT LIABILITY OR OTHERWISE) RESULTING FROM THE USE OR HANDLING OF THIS PRODUCT, SHALL BE THE RETURN OF THE PURCHASE PRICE OF THE PRODUCT OR, AT THE ELECTION OF AXILL SOLUTIONS, LLC OR SELLER, THE REPLACEMENT OF THE PRODUCT.**

Axill Solutions, LLC and Seller offer this product, and Buyer and User accept it, subject to the foregoing Conditions of Sale and Limitation of Warranty and Liability, which may not be modified except by written agreement signed by a duly authorized representative of Axill Solutions, LLC.

All trademarks are the property of their respective owners.

20220628

AZOXYSTROBIN GROUP 11 FUNGICIDE

Axill Solutions Azoxy 2SC

A broad-spectrum fungicide for control of plant diseases in labeled crops.

ACTIVE INGREDIENT:	% By Weight
Azoxystrobin: methyl (E)-2-[2-[6-(2-cyanophenoxy)pyrimidin-4-yloxy]phenyl]-3-methoxyacrylate*	22.9%
OTHER INGREDIENTS:	77.1%
TOTAL:	100.0%
Contains 2.08 lbs. of azoxystrobin per gallon.	
*IUPAC	

KEEP OUT OF REACH OF CHILDREN CAUTION

Si usted no entiende la etiqueta, busque a alguien para que se la explique a usted en detalle. (If you do not understand the label, find someone to explain it to you in detail.)

FIRST AID	
IF ON SKIN OR CLOTHING	<ul style="list-style-type: none"> • Take off contaminated clothing. • Rinse skin immediately with plenty of water for 15-20 minutes. • Call a poison control center or doctor for treatment advice.
HOT LINE NUMBER	
Have the product container or label with you when calling a poison control center or doctor or going for treatment. In case of an emergency involving this product, call CHEMTREC at 1-800-424-9300.	

PRECAUTIONARY STATEMENTS HAZARDS TO HUMANS AND DOMESTIC ANIMALS CAUTION

Harmful if absorbed through skin. Avoid contact with skin, eyes, or clothing. Wash thoroughly with soap and water after handling and before eating, drinking, chewing gum, using tobacco, or using the toilet. Remove and wash contaminated clothing before reuse.

ENVIRONMENTAL HAZARDS

Azoxystrobin is toxic to freshwater and estuarine/marine fish and aquatic invertebrates. Azoxystrobin can be persistent for several months or more after application. For terrestrial uses: **DO NOT** apply directly to water, or to areas where surface water is present, or to intertidal areas below the mean high-water mark. Drift and runoff may be hazardous to aquatic organisms in water adjacent to treated areas. **DO NOT** contaminate water when disposing of equipment washwater or rinsate.

Ground Water Advisory

Azoxystrobin and a degradate of azoxystrobin are known to leach through soil to ground water under certain conditions as a result of label use. Use of this chemical may leach into ground water if used in areas where soils are permeable, particularly where the water table is shallow, may result in groundwater contamination.

Surface Water Advisory

This product may impact surface water quality due to runoff of rainwater. This is especially true for poorly draining soils and soils with shallow ground water. This product is classified as having a high potential for reaching surface water via runoff for several months or more after application. A level, well-maintained vegetative buffer strip between areas to which this product is applied and surface water features such as ponds, streams, and springs will reduce the potential loading of azoxystrobin and a degradate of azoxystrobin from runoff water and sediment. Runoff of this product will be reduced by avoiding applications when rainfall or irrigation is expected to occur within 48 hours. If any adverse environmental effects caused by this product are detected, notify Axill Solutions, LLC and State/Federal authorities immediately.

Physical or Chemical Hazards

Do not mix or allow coming into contact with Oxidizing agents. Hazardous chemical reaction may occur.

STORAGE AND DISPOSAL

DO NOT contaminate water, food or feed by storage or disposal.

Storage: Always store pesticides in the original container. Store pesticides away from food, pet food, feed, seed fertilizers, and veterinary supplies. Mop up any spills on paved surfaces or floors and store in a chemical waste quarantine area until it can be used as instructed in this label or disposed of safely.

Pesticide Disposal: Pesticide wastes are acutely hazardous. Improper disposal of excess pesticide, spray mixture, or rinsate is a violation of Federal Law. If these wastes cannot be disposed of by use according to label instructions, contact your State Pesticide or Environmental Control Agency, or the Hazardous Waste representative of the nearest EPA Regional Office for guidance.

Container Handling:

Nonrefillable Container (five gallons or less): Nonrefillable container. **DO NOT** reuse or refill this container. Offer for recycling, if available. Triple rinse container (or equivalent) promptly after emptying. Triple rinse as follows: Empty the remaining contents into application equipment or a mix tank and drain for 10 seconds after the flow begins to drip. Fill the container ¼ full with water and recap. Shake for 10 seconds. Pour rinsate into application equipment or a mix tank or store rinsate for later use or disposal. Drain for 10 seconds after the flow begins to drip. Repeat this procedure two more times. Then offer for recycling if available or reconditioning if appropriate or puncture and dispose of in a sanitary landfill or by incineration.

Nonrefillable Container (greater than five gallons): Nonrefillable container. **DO NOT** reuse or refill this container. Offer for recycling, if available. Triple rinse container (or equivalent) promptly after emptying. Triple rinse as follows: Empty the remaining contents into application equipment or a mix tank. Fill the container ¼ full with water. Replace and tighten closures. Tip container on its side and roll it back and forth, ensuring at least one complete revolution, for 30 seconds. Stand the container on its end and tip it back and forth several times. Turn the container over onto its other end and tip it back and forth several times. Empty the rinsate into application equipment or a mix tank or store rinsate for later use or disposal. Repeat this procedure two more times. Then offer for recycling if available or reconditioning if appropriate or puncture and dispose of in a sanitary landfill or by incineration.

CONTAINER IS NOT SAFE FOR FOOD, FEED, OR DRINKING WATER.

See inside label booklet for additional Precautionary Statements and Directions For Use.

EPA Reg. No.: 93809-9

EPA Est. No.: 89019-IND-001

Manufactured For:
Axill Solutions, LLC
422 Jasmine Way
Roseburg, OR 97471

Net Contents: 2.5 Gallons

PEEL BACK BOOK HERE

PROOF

THIS PROOF IS TO BE CHECKED FOR ACCURACY

Please review and approve **Text, Spelling, Copy Placement, Size, Shape, Colors** and **Dieline**.

Authorized signature accepts responsibility for accuracy of all copy, color break and artwork. Cimarron Label is not liable for any discrepancies subsequently identified.

PLEASE NOTE: Due to color variance between printers/monitors, the colors represented by this proof cannot be deemed accurate. Please refer to a color matching system such as the Pantone Matching System for a truer representation of spot colors.

THIS PROOF IS NOT ACCURATE FOR COLOR-MATCH.





Dieline does not print.

 **Cimarron Label**

Experts in Extended Text Labeling

4201 North Westport Ave. • Sioux Falls, SD 57107

Phone: (605) 978-0451 • Fax: (605) 978-0463

DATE	JOB NUMBER	CUSTOMER
8/18/22	198585	Lment/Axill Solutions, LLC
LABEL SIZE	BOOKLET SIZE	
6.75" x 6.75"	6.5" x 5.75"	
LABEL COLORS	BOOKLET OUTSIDE COLORS	BOOKLET INSIDE COLORS
 BLK	 BLK  291	 BLK
PATTERN VARNISH: <input checked="" type="checkbox"/> YES <input type="checkbox"/> NO		

Form: CS 006B - 3/29/2017

ARTWORK IS APPROVED

REVISED PROOF NEEDED

**WE CANNOT PROCESS
THIS ORDER WITHOUT AN
AUTHORIZED SIGNATURE**

Signed _____ Date _____