

THE ALL IN ONE QUICK GUIDE

EN - IT - DE - FR

ZEHUS



ZEHUS APP

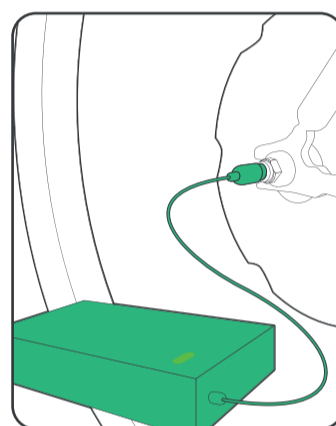
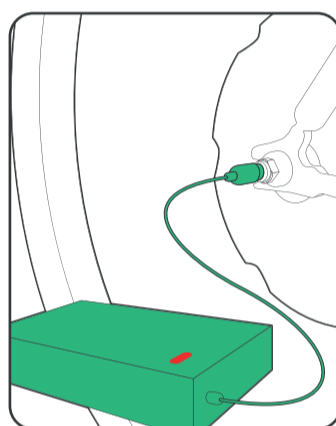
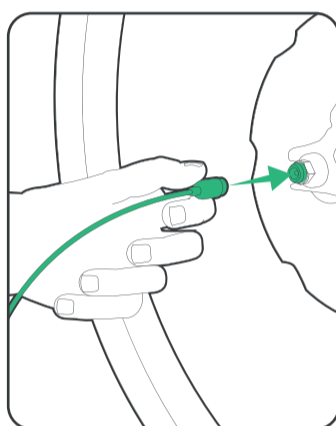
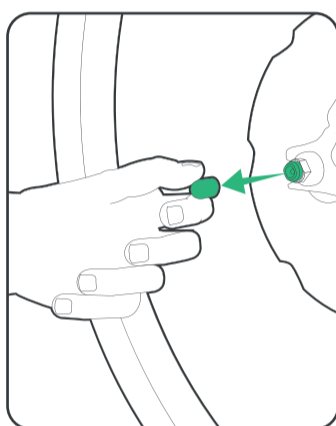
1

Remove the protection, plug in the charger and wait until the charge is complete

Rimuovi la protezione, collega il caricatore e attendi che la carica sia completa

Entfernen Sie den Schutz, schließen Sie das Ladegerät an und warten Sie, bis der Ladevorgang abgeschlossen ist

Retirez la protection, branchez le chargeur et attendez que la charge soit terminée



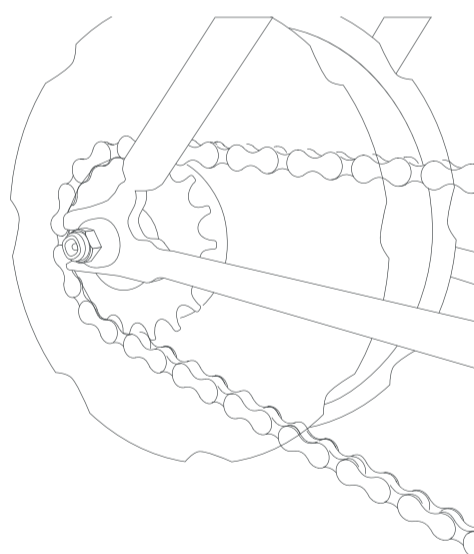
2

Register the device via the Zehus App

Registra il dispositivo tramite l'app Zehus

Registrieren Sie Ihr Gerät über die Zehus App

Enregistrez votre appareil via Zehus App




3

To turn on lift and turn the pedals or start pedaling


Per accendere solleva e ruota i pedali oppure inizia a pedalare

Zum Einschalten heben und drehen Sie die Pedale oder treten Sie in die Pedale

Pour mettre en marche, soulever et tourner les pédales ou commencer à pédaler



OR




4

Activate assistance by pedaling backward for three rotations or via app

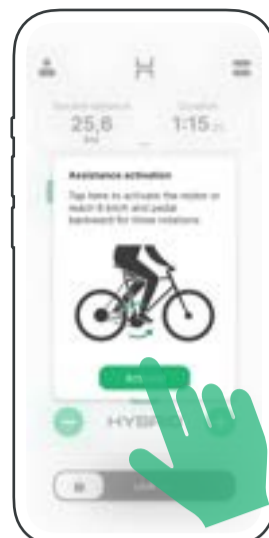
Attiva l'assistenza pedalando all'indietro per 3 rotazioni oppure tramite app

Aktivieren Sie die Unterstützung, indem Sie drei Umdrehungen rückwärts in die Pedale treten oder per App

Activez l'assistance en pédalant en arrière pendant trois rotations ou via l'application



OR



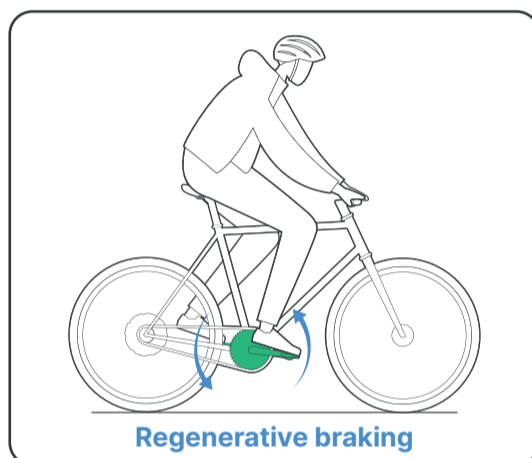
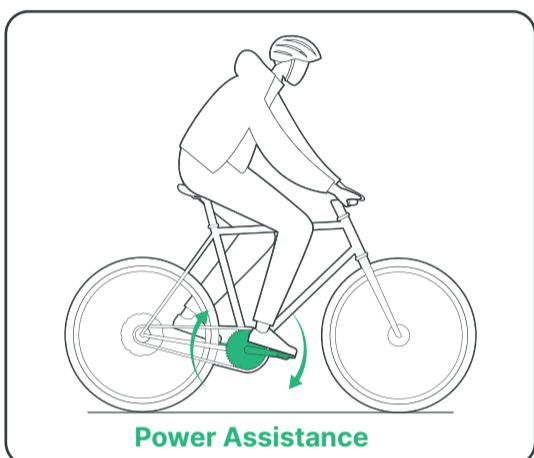
5

Pedal forward to receive assistance and backward to regenerate energy

Pedala avanti per ricevere assistenza e indietro per rigenerare energia

Treten Sie vorwärts, um Unterstützung zu erhalten, und rückwärts, um Energie zu regenerieren

Pédalez en avant pour recevoir de l'aide et en arrière pour régénérer votre énergie




6

Turn off the engine by leaving the bike stationary for more than two minutes or via app

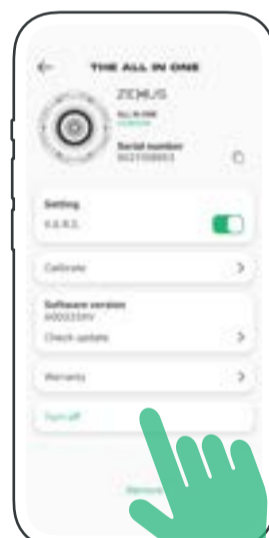
Spegni il motore lasciando la bici ferma per più di due minuti oppure tramite app

Schalten Sie den Motor aus, indem Sie das Fahrrad länger als zwei Minuten stehen lassen oder per App

Coupez le moteur en laissant le vélo à l'arrêt pendant plus de deux minutes ou via l'application



OR



EN Safety notes

- Always use the bike with the protective close nuts.
- Always turn off The All In One all in one during maintenance, servicing and handling.
- Protect The All In One all in one from severe heat, severe and high pressure water-jets.
- DO NOT open the unit yourself.
- Charge the battery in a dry and clean environment.

IT Note di sicurezza

- Utilizzare SEMPRE la bici con i dadi chiusi di protezione.
- Spegner SEMPRE The All In One all in one durante tutte le operazioni di manutenzione.
- Proteggere The All In One all in one da temperature elevate, fuoco e getti di acqua ad alta pressione.
- NON aprire l'unità.
- Utilizzare il caricabatterie solo in un ambiente asciutto e pulito.

DE Sicherheitshinweise

- Rad nur mit fesgezogenen Sicherungsmuttern benutzen.
- Schalte The All In One während der Wartung und Pflege immer aus.
- Schütze The All In One all in one vor Hitze, Wärme und Wasser.
- Ein selbstständiges Öffnen des The All In One all in one Systems, führt zum sofortigen Verfall der Garantie.
- Batterie in einer trockenen, sauberen Umgebung aufbewahren und laden.

FR Note de sécurité

- Utilisez toujours le vélo avec les écrous de protection.
- Éteignez The All In One all in one pendant toutes les opérations de maintenance.
- Protégez The All In One all in one contre la chaleur, le feu et les jets d'eau à haute pression.
- N'ouvrez PAS l'appareil.
- Utilisez le chargeur uniquement dans un environnement sec et propre.

The specifications on this document are subject to change at Zehus decision. Zehus assumes no responsibility for any claims or damages arising out of the use of this document, or from the use of modules based on this document, including but not limited to claims or damages based on infringement of patents, copyrights or other intellectual property rights.