

LM



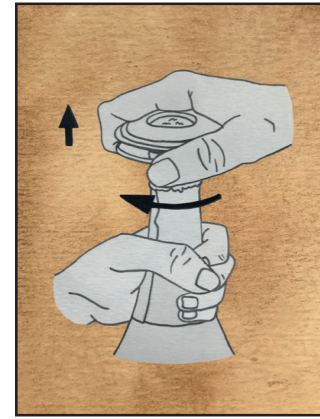
Push the lever outward.

LM



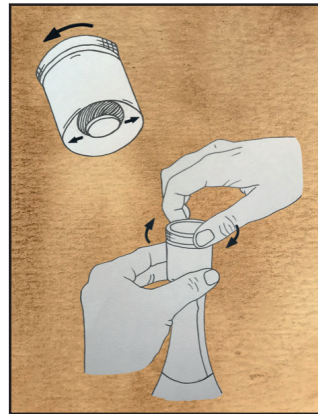
Place the champagne puller on the cork and push the lever inward.

LM



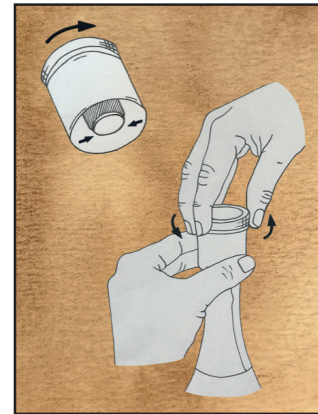
Rotate the puller with an upward movement to remove the cork.

LM



Put the cork on the top of the bottle and turning clockwise to lock.

LM



Turn anti-clockwise to release.