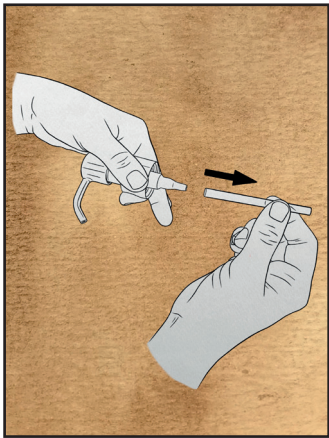
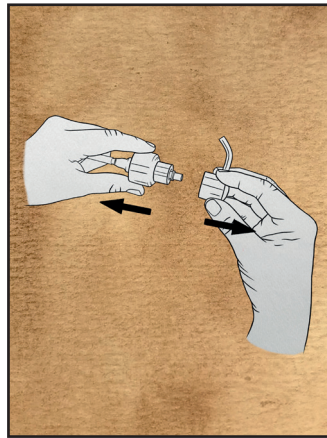


LM



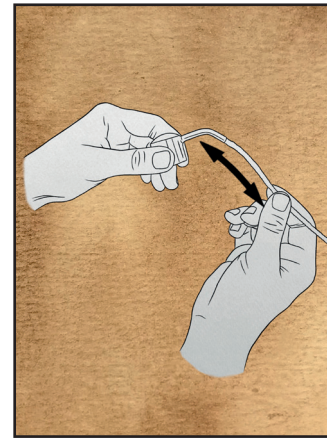
Remove the pump from the bottle, then pull the glass tube in order to detach it.

LM



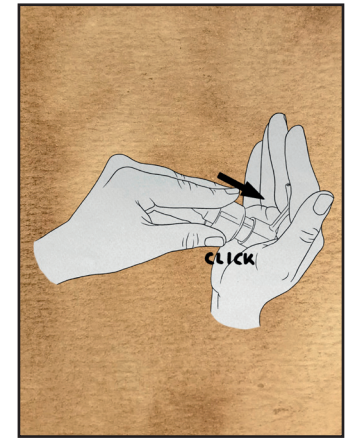
Pull firmly the spout cap to remove it.

LM



Clean the spout and glass tube moving up and forward the provided pipe cleaner.

LM



Replace the spout cap to its original position pressing it until it clicks.

Liquid soap may clog the dispenser due to deposits. Periodically cleaning the dispenser is highly suggested in order to avoid any malfunction. Soak the pump into hot water for few minutes, then pump some water through it to remove any dirt or deposit. Follow the illustrated procedure when the pumping system is fully blocked.