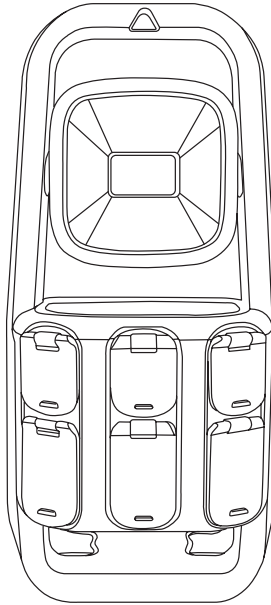


KODA™

POWER STATION WITH WIRELESS CHARGING

ITM. / ART. 1605991
Model: AC030165

CARE & USE INSTRUCTIONS



IMPORTANT INFORMATION. PLEASE READ CAREFULLY AND RETAIN FOR FUTURE REFERENCE.

For assistance with assembly, installation, parts or customer service,
please contact us:



info@kodabuilt.com



1-866-294-9244, Monday to Friday, 8am to 5pm Pacific Time



2975 Red Hill Ave., Suite 100, Costa Mesa, CA 92626, USA

IMPORTANT SAFETY INSTRUCTIONS:

Read this manual thoroughly before first use and keep it in a safe place for future reference. To reduce risk of fire, electric shock, or injury to persons:

Important: For indoor and dry location use only.

Improperly connecting the grounding wire can result in the risk of electric shock.

Do not modify the power cord plug provided with the product. Never remove the grounding prong from the plug.

Do not plug into another power bar or extension cord.

Do not use the product if the power cord or plug is damaged. If damaged, have it repaired by a service facility before use. If the plug does not fit the outlet, have a proper outlet installed by a qualified electrician.

Do not abuse the power cord. Never use the power cord to carry the product or pull the plug from an outlet. Keep the power cord away from heat, oil, sharp edges, or moving parts.

Do not look directly into the LEDs when operating.

Keep away from liquids, oils, petrol, and all chemicals.

This is not a toy. Keep away from children.

Turn off and unplug from outlet when not in use.

Save these instructions.

CAUTION: Risk of electric shock. Do not use in or near wet locations such as kitchens or baths.

CAUTION: Risk of electric fire. Do not charge electrical devices while stowed in storage compartment.

WARNING:

LED light output is strong enough to injure human eyes. Precautions must be taken to prevent looking directly at the LED.

If the product is damaged, it shall be exclusively replaced by the manufacturer or the service agent or qualified person in order to avoid a hazard.

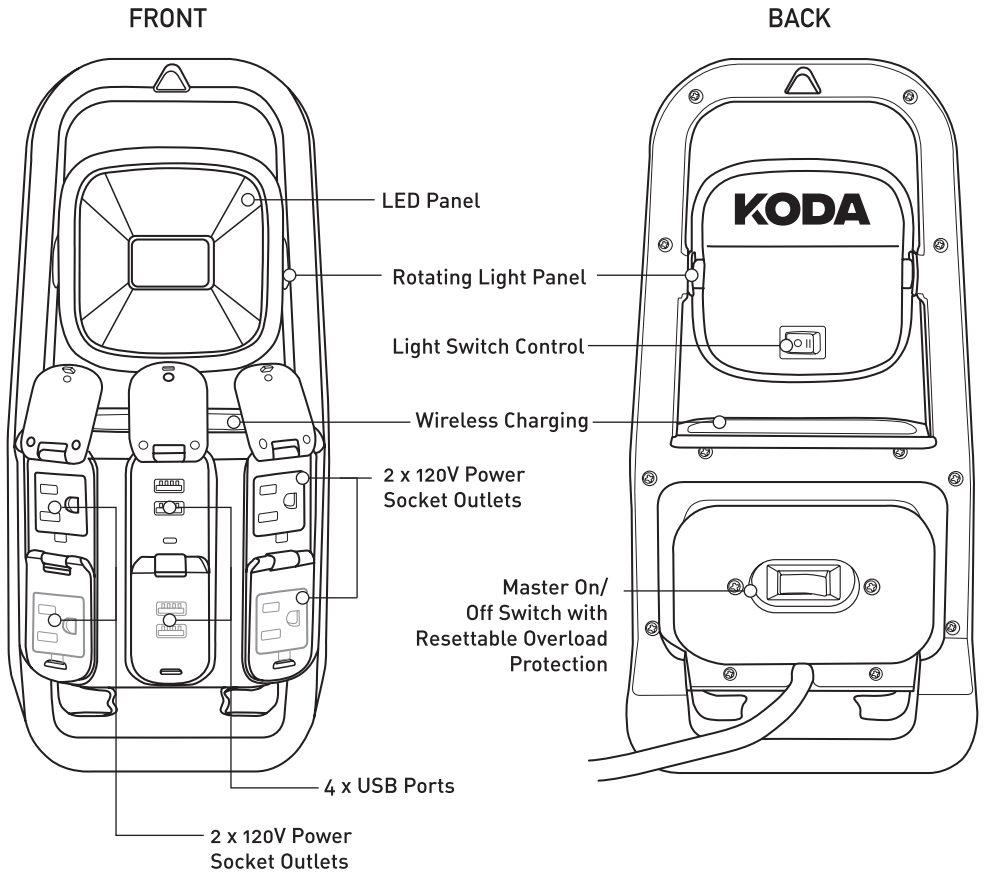
The warnings, precautions, and instructions discussed in this manual cannot cover all possible conditions and situations that may occur. The operator must understand that common sense and caution are factors which cannot be built into this product, but must be supplied by the operator.

CLEANING:

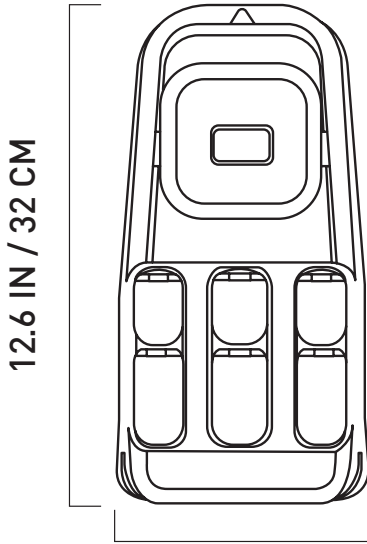
When cleaning, make sure you have unplugged the product and allow it to cool to room temperature. Do not open the power socket covers when cleaning. The product can be cleaned with a feather duster or a soft damp cloth. You should plug in the product after it has been completely dried.

PACKAGE CONTAINS:

Please layout all parts prior to installation.




Product Overview:



12.6 IN / 32 CM

6.4 IN / 16.3 CM



4.2 IN / 10.7 CM

PRODUCT SPECIFICATIONS:

Input Voltage and Current: 120 Vac, 60 Hz, 15 A

Power Sockets Max Load: 120 Vac, total combined 15 A , 1800 W

USB Ports: 5 Vdc, total combined 4 A MAX

Wireless Charging: 15 W Max

Light Output: 640 Lumens

Color Temperature: 5000K

LED Life Cycle: up to 50,000 hours*

*50,000-hour lifespan is for the LED only. Lifespan depends on operating temperature, environmental conditions, etc.



Intertek

This product is ETL/cETL Listed



INSTRUCTIONS:

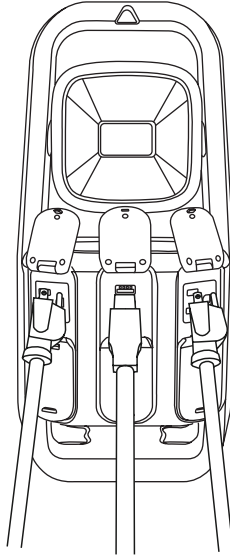
Using the socket outlets and USB ports:

Make sure your device has been turned off before plugging it into the sockets / USB ports.

Plug in the Power Station to the main socket and turn on the master switch on the back.

Plug your device into the socket / USB port.

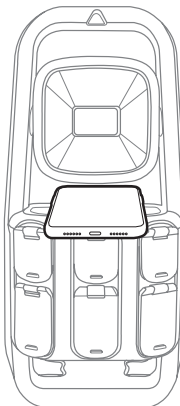
When you have finished using the device, turn it off and unplug it from Power Station.



Using Wireless Charging:

Plug in the Power Station to the main socket and turn on the master switch on the back.

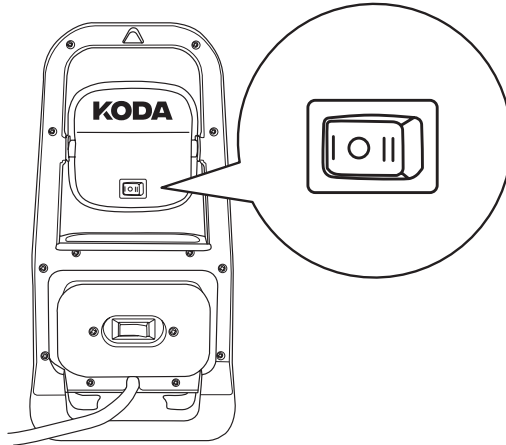
You can use the wireless charging pad by placing the device directly onto the charging pad.



Using the LED worklight:

Plug in the Power Station to main socket and turn on the master switch on the back.

Turn on the light switch. You can control the light by switching to High (I), LOW (II), or OFF (0) setting”.



Hanging with Hook

The Power Station can be hung by the Hook (at the bottom). Maximum capacity is 5lb.

Tripod Mount

Where a tripod is available, the light can be rotated and tightened in place to any standard tripod. Tripod not included.

Warranty:

This Koda product carries a 5-year warranty against defects in workmanship and materials subject to the conditions and additional warranty information available at: www.kodabuilt.com/warranty

DISCLAIMER OF WARRANTIES, INCLUDING WARRANTY OF MERCHANTABILITY AND WARRANTY OF FITNESS FOR PARTICULAR PURPOSE: EXCEPT AS SPECIFICALLY SET FORTH HEREIN, NO WARRANTY OR REPRESENTATION, EXPRESS OR IMPLIED, IS MADE AS TO THE POWER STATION. KODA AND/OR ITS AFFILIATES EXPRESSLY DISCLAIMS, WITHOUT LIMITATION, ANY STATUTORY WARRANTIES AND ALL IMPLIED WARRANTIES, INCLUDING ANY IMPLIED WARRANTY OF MERCHANTABILITY OR FITNESS FOR A PARTICULAR PURPOSE.

FCC / IC Compliance Statement:

POWER STATION WITH WIRELESS CHARGING

Model: AC030165

Responsible Party:

Koda

Address: 2975 Red Hill Ave., Ste. 100, Costa Mesa, CA 92626, USA

Tel: 1-866-294-9244

This device complies with Part 15 of the FCC rules. Operation is subject to the following two conditions: (1) this device may not cause harmful interference, and (2) this device must accept any interference received, including interference that may cause undesired operation.

This device complies with Part 18 of the FCC Rules.

Warning: Changes or modifications to this unit not expressly approved by the party responsible for compliance could void the user's authority to operate the equipment.

The manufacturer is not responsible for any radio or TV interference caused by unauthorized modifications or change to this equipment. Such modifications or change could void the user's authority to operate the equipment.

This equipment has been tested and found to comply with the limits for a Class B digital device, pursuant to part 15 of the FCC Rules. These limits are designed to provide reasonable protection against harmful interference in a residential installation. This equipment generates, uses and can radiate radio frequency energy and, if not installed and used in accordance with the instructions, may cause harmful interference to radio communications. However, there is no guarantee that interference will not occur in a particular installation. If this equipment does cause harmful interference to radio or television reception, which can be determined by turning the equipment off and on, the user is encouraged to try to correct the interference by one or more of the following measures:

- Reorient or relocate the receiving antenna.
- Increase the separation between the equipment and receiver.
- Connect the equipment into an outlet on a circuit different from that to which the receiver is connected.
- Consult the dealer or an experienced radio/TV technician for help.

The 'Qi' symbol is a trademark of the Wireless Power Consortium

MADE IN CHINA



Have a comment or question? Email us at info@kodabuilt.com
or visit us online at www.KodaBuilt.com

KODA™

A Horizon Brands Company

2975 Red Hill Ave., Ste. 100, Costa Mesa, CA 92626, USA | Tel: 1-866-294-9244

© 2022 Koda. All rights reserved.