


Ripples



Shower Guide



Our Shower Ethos:

Shower. Refresh. Repeat.

Shower

We believe that a great shower sets you up for a great day. Our showers are made by some of the finest makers and engineers in the world, with years of research and renowned designers behind them.

Refresh

But, it's not just a great product that makes for a great shower - it's understanding the person using it. We have spent many years designing bathrooms that are not only beautiful but that provide the greatest experience for you and everyone in the home using the shower. It's a skill that our designers have mastered and it means your Ripples shower will refresh you ready for the day, everyday.

Repeat

Last but not least, we know that the quality of your shower shouldn't change over time. Every time you use your shower, it should feel like you're stepping into your favourite spa. Expect us to deliver an unrivalled showering experience that will last for years to come.

The **DARK SPACE**



Stepping beyond the sea of plain white bathrooms might feel brave but trust us it's worth it. For a striking look in your bathroom, opt for matt black brassware, industrial concrete textures and hints of white along the way.







Busting the myths about black showers

Designers at Ripples Helen Jones and Ana Rezende, combat some FAQs on black showers...



"I love black brassware, but it's not as durable as chrome, is it?"

If you get a good quality black finish, it's just as durable as any other finish, sometimes even more so! It's important to get a really good quality on the finish on any brassware, but a good quality black will last the same amount as a chrome. One way to keep your brassware looking amazing for longer is to make sure you never use any abrasive cleaners on them and follow the manufacturers care guidelines. Warm soapy water is more than enough if you keep on top of it.

"Black is so last year"

Oh, on the contrary! Whilst it does seem 'of the moment', black has been storming the stage for quite some years and it doesn't seem to be going anywhere anytime soon! Black brassware and finishing touches can create a timeless look. The Crittall style doors have done a

complete 360 and made a comeback. There are so many ways you can add black to a bathroom without it aging - think classic chic rather than avocado bathroom suites! We usually ask clients how they want their final bathroom to look, if it's your preferred style and aesthetic, don't worry about trends changing. No-one just stopped wearing brogues after they walked the catwalks a few years ago! They become a staple part of every wardrobe. Black is basically the new brogue."

"It's very hard water down here, I'd rather not have to worry about lime-scale and water marks"

It's highly recommended that you invest in a water softener for your property if you're getting your bathroom renovated, regardless of whether you're going for black brassware or not. Water softeners help to quash the

build-up of lime-scale in mixers, shower cartridges and bath fillers, and will help to keep everything nice and clean from excess lime-scale. They are fantastic if you're going for black finishes in your home and you'll find that it'll help in the kitchen too!

"Won't it get grubby?"


A matt black finish is actually great at hiding fingerprints! Unlike a shiny finish, which will show fingerprints as soon as you touch it, black is good at disguising pesky marks - perfect for guest rooms and busy lives! Of course, you'll still have to give them a good clean every now and then to keep them beautifully fresh! But it won't be as soul destroying as when you polish everything up to a neat shine and after the first use, you spy some finger prints!











The **COLOUR CLASH**




Throw everything into the mix and watch the unexpected unfold into something spectacular. Every shade and hue is married together in the bathroom, in places you've never seen before such as shower trays and frames.









How to buy a Shower

If you pick the wrong type, shower glass can be a high-maintenance nightmare! No need to stress, we have lots of different options that will suit your chosen bathroom style.

Choosing glass

There are many shower glass options to choose from, differing in size, shape and style. Firstly, think about whether you want a shower enclosure or a more open space with a shower screen. From here there are few other areas to consider, which our designers can guide you through, identifying what you'll need for your space.



Thickness

It might sound a bit dull but the thickness of your glass is a key consideration when re-designing a shower space. Shower glass is generally available in 6mm, 8mm and 10mm options. We recommend choosing a thicker glass as it will stand the test of time and if it's going to have high use, it needs to be sturdy.



Style

You can go bold or simple here but don't let your space restrict you. If you're looking for a statement we have a range of Crittall style glass or fluted glass which we offer in a variety of frame colours from the popular black to bright yellow. Frameless glass is great option for those looking for something that feels light and airy.



Size and shape

Our shower enclosures can be as small or big as you need, all the way to 1600mm in width. We also have the option to create a bespoke size and shape if you wish.

Here are a few different options you could go for...



Quadrant

Utilising the corners of your bathroom, this design is particularly popular for smaller bathrooms where saving space is important.



Corner

If space is in your favour a square or rectangle shower feels more luxurious and spacious.



Bath Screen

Keep the splash to a minimum with a high-quality shower screen. Consider a bifolding panel to also keep the steam in.



Recess

A sleek recess shower is a clever use of space and gives a spa-like feel.



D-Shaped

This is similar to the quadrant shape however, it does have its differences. Its flat back allows it to sit against a straight wall whilst offering the style and space of a curved design. It can sit in the middle of a wall rather than a corner and be much more of a feature piece.



Three Sided

This option will give you a more spacious showering experience as it's longer than the corner shower but will still make the most of the space you have and look lovely and tidy.



Walk In

For the ultimate hotel inspired bathroom, choose the walk-in shower. You create a seamless finish with a level floor throughout the entire room. It's also a great way to make your bathroom easily accessible for wheelchair access or the elderly.



Sliding

A sliding door is one of the best designs for saving space as they don't require any extra room in front of the shower to open up.

Little things

Don't forget to invest in a good quality squeegee. Get into the habit of wiping down the glass after each use to remove additional water. A quick hack which you'll thank yourself for in the long run!



Keeping it clean

You can also avoid watermarks by getting an easy clean coating applied on top of your chosen shower glass. It will be low maintenance and limescale resistant making for a dream cleaning scenario.



Ripples

Speak to
a designer

Visit ripplesbathrooms.com to book a free virtual design consultation or visit your nearest showroom from 12th April.

More Shower Tips



Tidying up

Recessed shelves within a shower area are a great way to utilise the void in a stud or false wall and add some in-shower storage. You can also use them to create a subtle but definite 'wow' in the room. Recesses will cost more to install than a shower basket but if you are able to create one, it'll be worth the additional installation costs for that spa-like look.

Mood lighting

Lighting is possibly one of the most important aspects of bathroom design. Rather than just going for ceiling spotlights, think about using LED strips in recesses or under vanity units. The right light can completely change the look and feel of your bathroom space.



Bath - Beaconsfield - Birmingham - Bournemouth - Bristol - Chelmsford - Chichester - Harpenden
London - Newbury - Solihull - Winchester - Wokingham