

# LOFTEK®

## USER MANUAL

(Submersible LED Light with RF Remote)



3 LEDs



RF Remote



IP68 Waterproof



Timer



16 Colors

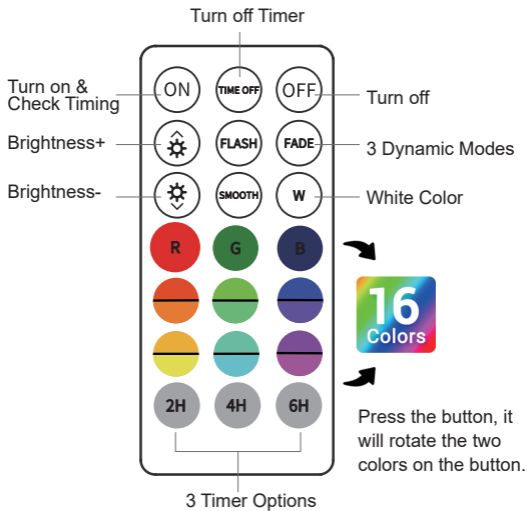
## General Description

It works well in both wet and dry places, such as foundation, aquarium, fish tank, vase, flower pot, waterfall, bathtub, hot tub, and hallway, basement, garage, state, showcase, festival, holiday like Halloween, Christmas, wedding, birthday, event, party and other occasions as decor light, ambience light, or night light indoor and outdoor decoration.

## Feature

Unit Dimension	1.4*0.8inch
LED	3 LED
Waterproof	IP68
Color	RGB ( 16 Colors )
Color Changing	Yes

Dimmable	Yes
Control by	Radio Frequency
Dynamic Mode	Flash, Fade, Smooth
Timer	2H, 4H, 6H
Light Battery	CR2450*2 (included)
Remote Battery	1 x CR2025 Button Cell (included)
Light Battery Life	30-50 Hours(depends on the batteries and display mode)
Remote Battery Life	3-6 Month
Max Remote Range	164FT/50M(in air), 16.4FT/5M (underwater)
Power	0.1W



## Tips for Timer Option

### 1. Button “2H “

( It means 2 hours on, and 22 hours off, circled by 24 hours )

Step:

Press 2H button → the light will keep on for 2 hours → it will turn off automatically (be off 22 hour) → light will turn on automatically again, and keep on 2 hours → .....cycle again in 24 hours (until the battery powers off )

### 2. Other timer options are same

“4H”: 4 hours on, 20 hours off;

“6H”: 6 hours on, 18 hours off;

“TIME OFF ”: Turn off timer, light will keep on until the battery powers off.

### 3. Check the left time of timer

keep the light on, press the button “ON”, how many times it flashes it means how many hours it left.

## Tips for Waterproof

1. Please make sure the sealing ring is undamaged, and properly stay in the groove.
2. **Please twist up tightly, twist the light until the cap can not be twisted any further, to make it fully waterproof before putting it into water.( Very Important!!! please note and use it in the correct way)**
3. **Please dry the lights first before replacing batteries. Because the water outside lights may drop into lights and keep inside the battery case,it will damage the components, and defeat the lights.( Very Important!!!)**
4. It's better not use in hot water, because the vapour may go into the light, it will damage the components and lead to stop working.
5. Please keep the remote dry from water, because it's not waterproof, water will make it stop working.
6. It can not be used in beverage, and it is not intended for children under age of 6.
7. Avoid directly looking at the bulb when activated.

## Tips for Checking Power

- 1. Low Battery Checking:** Press the button "B", if it's no or very weak light, it means low battery, please replace new batteries. Low power will weaken the sensitivity of remote.
- 2. Out of Power Checking:** When the light stays in flashing red light, cannot control by other setting, it means it will be out of power soon, please replace new batteries.
- 3. Check the Remote Battery:** When press the remote, you can see the red light on, if cannot see, it mean the remote is out of power, or it doesn't work, please remove the plastic film or replace new batteries.

## Tips for Battery

- 1. Please don't use bad quality battery, it will influence the brightness of the light and the service time, and it will harm for the light bulb too.**
- 2. If you don't use for following long time, please remove batteries, it will help save battery energy and protect led bulb.**

## Tips for Remote Control

1. One remote controls multi lights, no need to aim at lights.
2. Please remove the plastic insulating film on the bottom of remote before using it, and keep the remote dry, because it's not waterproof.
3. **Please long press the button "ON" on the remote for about 2 second to activate all the lights. After turning on, no need to long press, the light will be very sensitive to react what you set.( very Important!!!)**
4. Because our remote is radio frequency, so it may be disturbed by the signal nearby, please try to turn off other signal source nearby or keep closer to the lights.
5. **For underwater using, please keep the remote within 10FT/3M-16.4FT/5M, because water will largely absorb signal, and weaken the signal to the lights.**
6. In air, the remote range can reach 164FT/50M and more.











## Warranty and Service

- 45 days free return and quickly unconditional refund;
- 2 years free replacement for product quality issue;
- Lifetime prompt buyer support and friendly customer service.

Customer's satisfaction is our first priority, please contact us first , we will try our best to give you 100% satisfying solutions.



## Discover a wonderful life!

-  techsupport@loftek.us, (we have wholesale business too)
-  +86 186 0304 9634 (WhatsApp)
-  <https://www.loftek.us/>
-  [www.youtube.com/user/loftekofficial](http://www.youtube.com/user/loftekofficial)
-  [www.instagram.com/loftekofficial](http://www.instagram.com/loftekofficial)
-  [www.facebook.com/loftek.us](http://www.facebook.com/loftek.us)
-  Facebook Amazon Buyer Group: LOFTEK VIP (Amazon Buyers)
-  415-3673-960 (only available during 6:30 PM-2:00 AM PST)