

USER MANUAL

SMARTGOLF CLUB

SMARTGOLF

Smart Swing. Beyond Golf.

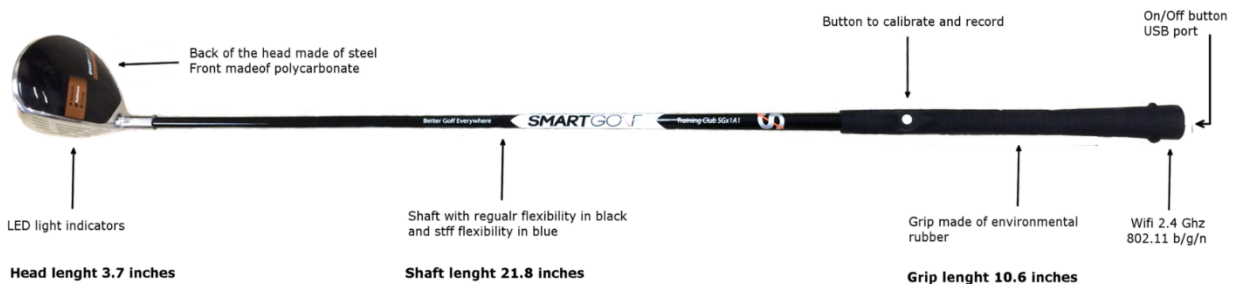
PREFACE

Here is an introduction on how you can get started with the world's first Smart club. This guide will help you understand how SMARTGOLF offers a realistic training experience at home or in your office, without the hassle of going to a golf range. With a round of golf requiring a hefty amount of time and investment, we have focused on providing a complete golf solution that allows players to develop their swing form before hitting the golf course.

SMART CLUB

The SMARTGOLF club is designed to be shorter in length without compromising the feel of a real driver. The hardware, sensors and rechargeable battery are located inside the grip and the LED lights on the club's head indicate network connection, address position, and swing.

CLUB COMPONENTS



- The head of the club has three LED light indicators. The green light indicates that there is a network connection. When preparing to swing, the red light indicates address, which signals if the club is positioned at the correct angle to represent a realistic swing. The blue light indicates that the club is now recording.
- The button on the grip calibrates the app and the club before recording the swing.
- The shaft color depends on its flexibility. A blue shaft represents a stiff flex, while a black shaft represents a regular flex.
- The On/Off switch and power plug are located at the end of the shaft.

- The grip has been specially designed to enhance the power of your swing. Its non-slip properties allow the user to swing at full capacity without losing control of the club.

SMART APP

The SMARTGOLF App offers an incredible set of features that helps you analyze the most important aspects of your swing including a detailed 3D feedback on how to improve your performance. Furthermore, the App also transforms the Smart club into a golf simulator by allowing users to play on realistic golf courses in its game mode.

WHO SHOULD USE IT AND WHEN?

Whether the user is a beginner or experienced player, SMARTGOLF is able to improve a user's swing through its precise swing. The Smart club is an ideal virtual simulation tool for golfers to practice their swing during the offseason at any convenient location. Through swing analysis, golfers can review their entire swing in 3D to improve speed, distance, and accuracy. Consistent use of the Smart club allows you to practice and improve your shoulder turn, hip rotation and strength of your core and wrists.

Warning: The signals used by this device may interfere with a pacemaker or other implanted devices. Consult the manufacturer of your implant device and your physician before using this club.

SAFETY

- **DO NOT HIT A BALL or any objects or surfaces with the Smart club.** Hardware may be damaged with physical impact.
- Do not use the Smart club for any other purpose than its intended use.
- Check to make sure the space around you is large enough to swing without hitting anything.
- When in the address position, make sure the top of the Grip is over 20cm away from the body.
- Do not use excessive force when pushing the power button.
- Do not disassemble or modify the device.
- Keep away from strong magnetic fields.
- Keep out of excessive heat, cold, or humid environments. Ensure the battery is stored away from heat or direct sunlight.
- Do not submerge the device in any liquid. Use a soft damp cloth to clean the surface.
- There may be a risk of explosion if the battery is replaced by an incorrect type. Dispose used batteries according to the instructions. Do not dispose the Smart club with household waste.

INCLUDED

- SMARTGOLF club
 - Micro USB charging cable
 - User manual
- + Free mobile App: Windows, iOS, Android

Contents

PREFACE	1
SMART CLUB	1
CLUB COMPONENTS	1
SMART APP	2
WHO SHOULD USE IT AND WHEN?	2
Safety	3
INCLUDED	3
Battery charging.....	1
How to use.....	1
1. INSTALL THE SMARTGOLF APP.....	1
2. PAIRING YOUR SMART CLUB.....	2
HOW TO RECORD YOUR SWING?	7
1. START YOUR SWING.....	7
2. ANALYSIS.....	10
RETURN POLICY.....	12
VALID PROOF OF PURCHASE	12
HOW LONG IS MY LIMITED WARRANTY?	13
HOW CAN I GET LIMITED WARRANTY SUPPORT?	13
WHAT ARE THE TERMS AND CONDITIONS OF THE LIMITED WARRANTY? WHAT IS COVERED?	13
HOW TO MAKE A LIMITED WARRANTY CLAIM?	16
CONSUMER LAWS	17
GENERAL	17
NEED MORE ASSISTANCE?	18
PRODUCT SPECIFICATIONS	19
LIABILITY EXEMPTION STATEMENT	20
DISPOSAL OF YOUR OLD PRODUCT.....	20

Battery charging

The rechargeable Lithium Ion battery is situated inside the grip. At the top of the grip, you will find a micro USB charging port, where you can plug in the micro USB cable to charge the club. When the red LED light turns yellow, the club has finished charging.



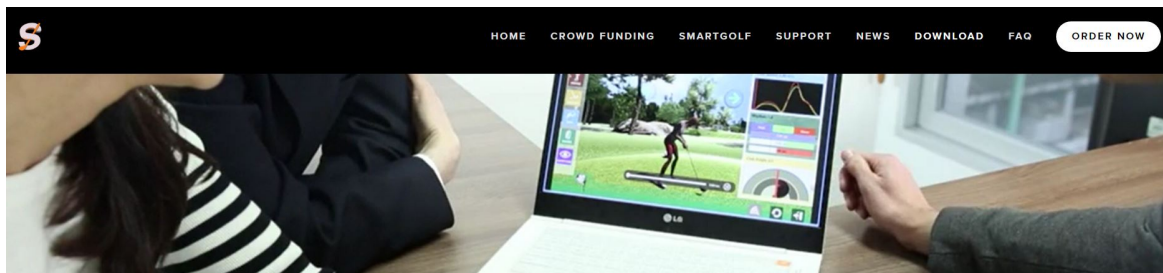
How to use

1. INSTALL THE SMARTGOLF APP

1.1 PC Version

Download the free SMARTGOLF App to pair the Smart club with your PC.

- a) Go to the SMARTGOLF homepage. www.smartgolf.biz/
- b) Enter the [DOWNLOAD] tab. You will see this screen:



Download

SMARTGOLF
APPLICATIONS
APP VERSION
INFORMATION
PC DOWNLOAD
INSTRUCTION
USER MANUAL

Download the SMARTGOLF App for
iOS, Android and Windows here



- c) Click the Windows button to download the PC App.



- d) Open the SMARTGOLF App once the download is complete.

1.2 Mobile Version

Download the free SMARTGOLF App to pair the Smart club with your device.

- a) Go to the App Store or Google Play Store on your iOS or Android device.
- b) Search for SMARTGOLF. You will see this logo:



- c) Click 'Free' or 'Install' to download the App.
- d) Open the SMARTGOLF App once the download is complete.

2. PAIRING YOUR SMART CLUB

- a) Turning on your Smart club

At the end of the grip there is an On/Off switch below the charging port. Turn the switch to activate or deactivate the club.



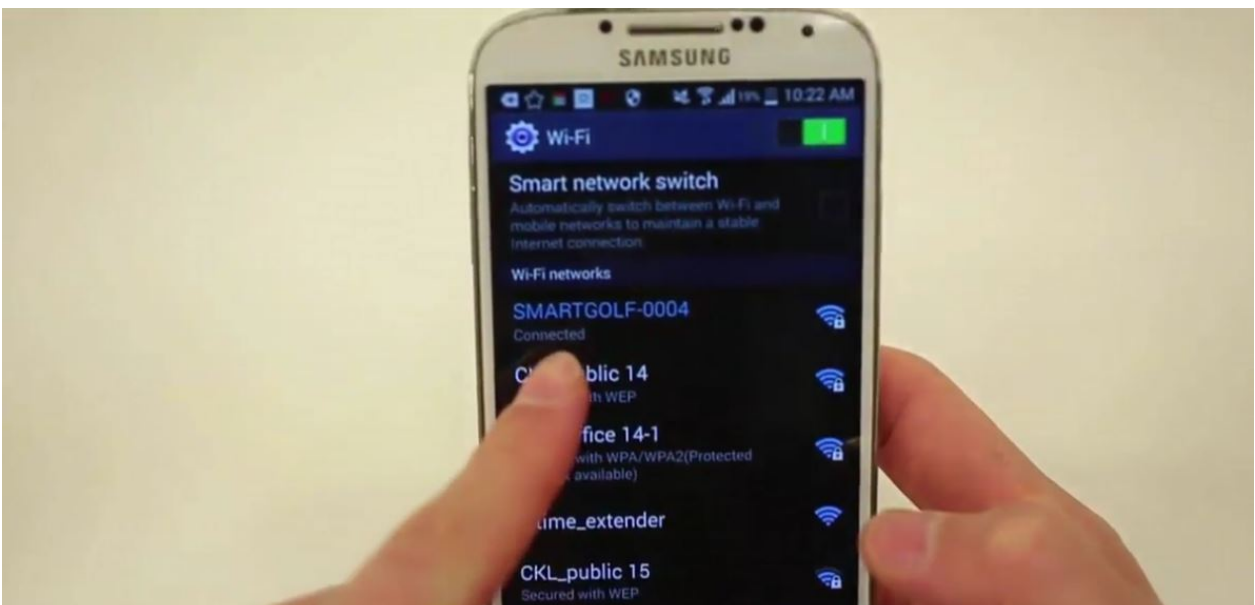
b) Initial Wi-Fi settings

The club emits its own Wi-Fi signal. When you connect your device to the club's Wi-Fi for the first time, you will need to enter the preset password 56781234. The initial Wi-Fi username (SSID) can be found on the back side of the club shaft.



c) Pairing your Smart club with your device

To pair, open your Wi-Fi setting and connect your club's Wi-Fi to your device.



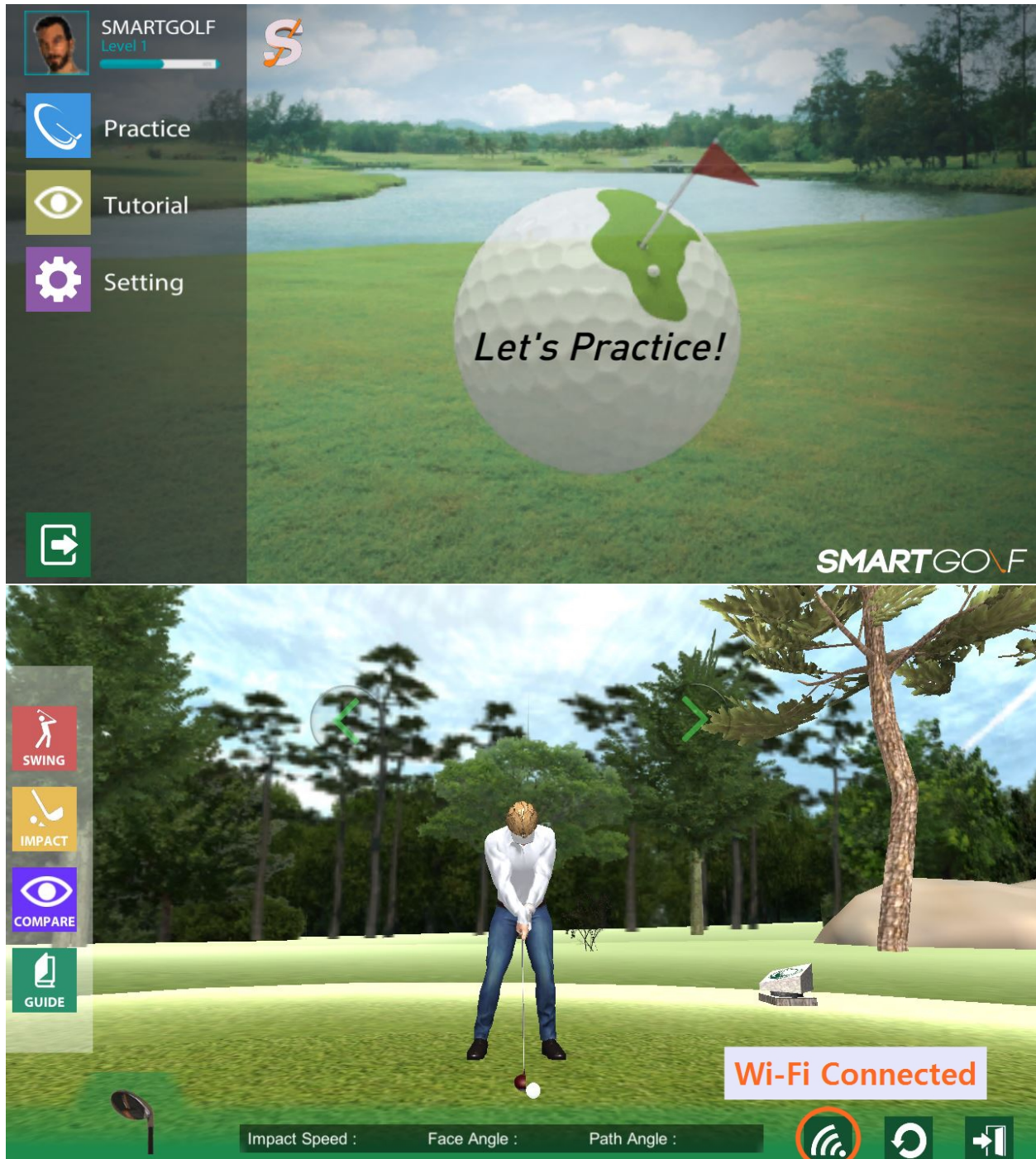
d) LED light indicators

The LED lights on your club's head represent Network, Address, and Swing. When the club is connected with the device through Wi-Fi, the green Network LED light should be blinking. Both the red and blue LED lights should be on. As soon as you enter practice mode, both the red and blue LED lights will turn off.



e) Wi-Fi connect status

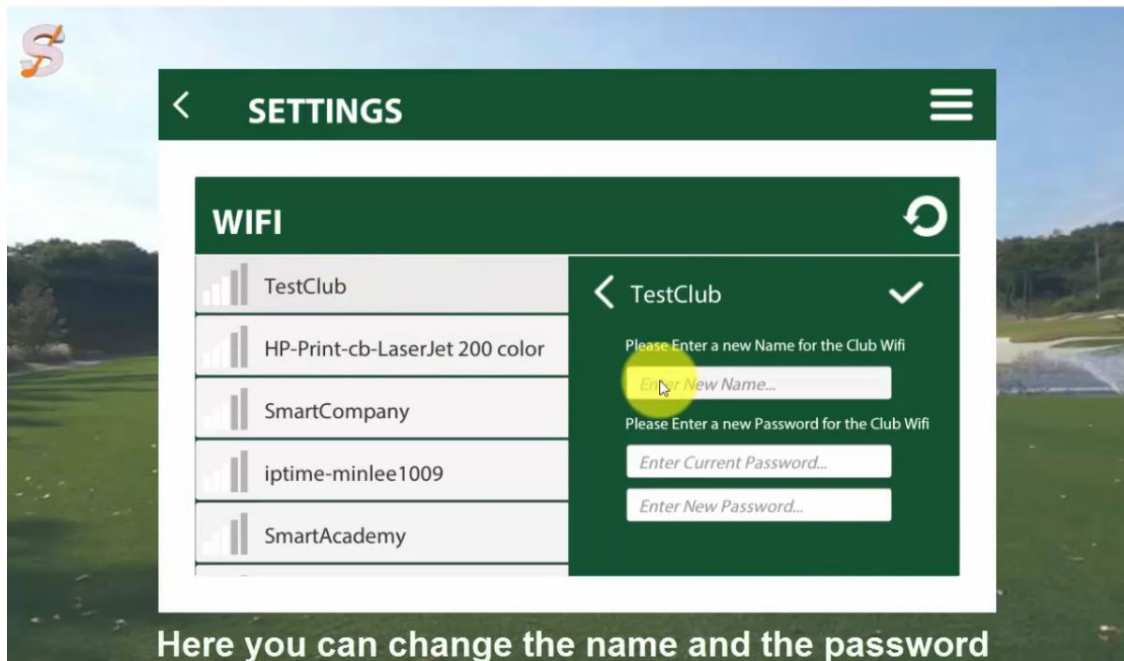
Click the practice button and you can now see the Wi-Fi connect status.



* Register your account

When you are finally connected, create a new user profile.

* After entering the initial password, you can change the password on your own accord by accessing “SETTINGS” on the SMARTGOLF App. Select your club, enter your new name and password, then reconnect your device to your club.



* To reset, press the smart button for 30 seconds.

* If you wish to connect to multiple devices, you can use your own Wi-Fi at home or office and connect the club to this Wi-Fi. (See our Instruction Video on our homepage at <http://smartgolf.biz/instruction-videos/>)

HOW TO RECORD YOUR SWING?

Swing and receive instant feedback with the App.



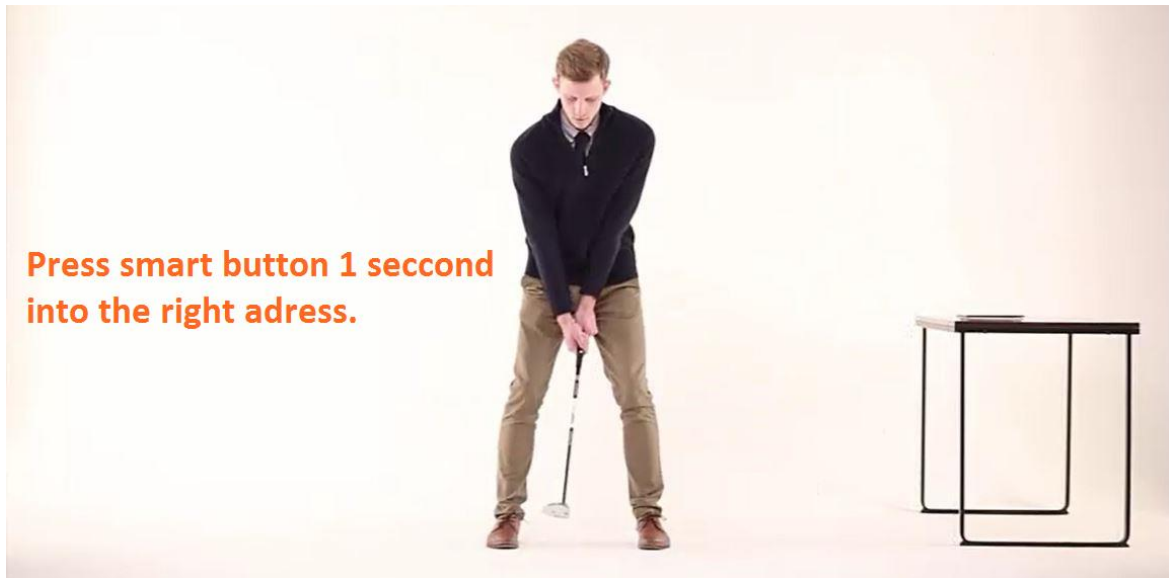
1. START YOUR SWING

a) On SMARTGOLF App, click the “Practice” button to start your practice.


(Smart club should be connected the device.)




- b) Position yourself to the ready stance, press the smart button for 1 second on the shaft to set the right address.



- c) The Address LED light will turn red and you will hear "Ready" when your posture is in the correct position to take a drive.



- d) Then press the smart button for 1 second for the second time to start recording. The blue Swing LED light will turn on, indicating that it is ready to record the swing. The camera will zoom-in and you hear “Start”. You can now swing the club



- e) You will then hear “Good shot” after finishing your swing.

2. ANALYSIS

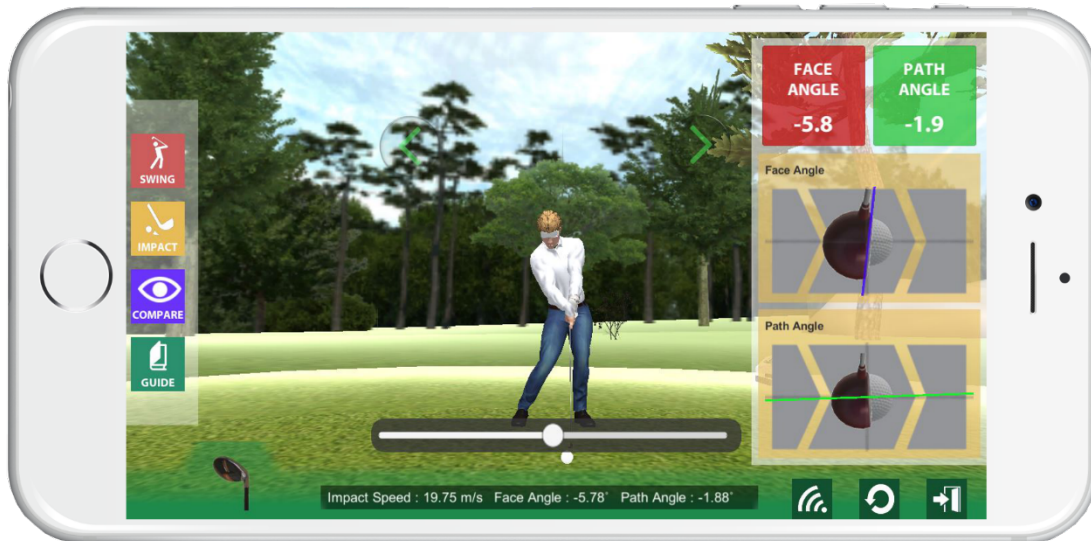
The avatar replicates and projects each swing, displaying an easy to understand 3D replay of it. After calibrating the club with the App, you should swing from that position, as the avatar is only sensor based for the club and does not include human motion sensors.



SWING PLANE: No more need for a practice mirror, simply review and analyze your Swing plane with our 3D avatar on any smart device. Practice until you have achieved optimal tempo, rhythm, consistency and swing path. For best results, the back swing and down swing should follow the same path. Since most professionals have a 3 to 1 ratio for backswing/downswing, see if you can hold a 3:1 ratio with a consistent swing plane. Finding a rhythm which suits you is key to achieving a consistent swing plane.

CLUB SPEED: When it comes to distance, swing speed is key. The average male and female golfer has a swing speed of 92mph and 80mph, respectively, while professionals have a superior speed of 112mph and 92mph, respectively. Learn to add speed to your swing while maintaining a consistent swing plane, allowing you to hit the ball further and straighter.

IMPACT: It's important to understand the angle of impact, and how it affects the ball. Review the club's angle during the swing and learn the effects of having different head angles.



PATH ANGLE: This is the direction the club is moving at the moment of impact (left or right). A positive number means the club is angled to the right at impact and it is often referred to as 'in-to-out'. Whereas, if the club is angled to the left at impact, this is referred to as 'out-to-in'. If the path angle is to the right, it will cause the ball to draw, and if the path angle is to the left, it will cause the ball to fade. Therefore, in order to hit a straight shot, you need to ensure that the path angle is zero.

FACE ANGLE: This is the direction the club's face is angled at the moment of impact (left or right). A positive value means that the club has an open face, which is pointed to the right of the target during impact with the ball. A negative value means that the club has a closed face, which is pointed to the left of the target during impact with the ball. The face angle plays an important part in determining the initial direction of the ball. In order to hit a straight shot, the face angle should be zero. The Swing LED light will notify you if the impact was successful or not.

DISTANCE: The ball's trajectory can be determined through the App. Our App calculates and simulates the direction and distance of the ball as if you were on a real golf course. The distance of each shot can be an insightful tool for understanding how the attack, path and face angles affect the ball's flight path.

RETURN POLICY

For SMARTGOLF products bought from our website or authorized sellers, we offer a limited warranty period of 365 days (1 year) from the date of purchase. To qualify for the free warranty:

- The original receipt **MUST** be provided for verification when repair/replacement service is required
- If you purchase SMARTGOLF products from an unofficial seller, you will not be entitled to free warranty and support. Please purchase our products from one of our listed sellers to receive 365 days' worth of warranty and support.
- This Limited Warranty statement gives customers legal rights specified in the statement. However, local laws may vary from state to state in the United States, or from country to country, and thus deemed modified with accordance to those.

VALID PROOF OF PURCHASE

For any Limited Warranty claim, a valid Proof of Purchase is required. A valid Proof of Purchase is defined as one of the following: A dated original receipt from SMARTGOLF or authorized reseller. The receipt must display the Product description and price. A dated official e-mail from Smartgolf or authorized online reseller confirming purchase and shipment of Product. The confirmation e-mail must show the Product description and price.

Following are a few examples of a non-valid Proof of Purchase are:

- The UPC bar code from the delivery box.
- A Certificate of Authenticity.
- Receipts from non-authorized resellers or Dealers.
- A receipt or order number from any vendor other than SMARTGOLF.
- Credit card statement

HOW LONG IS MY LIMITED WARRANTY?

You are eligible for 365 days (1 YEAR) Limited Warranty support for the following periods of time commencing upon the date of retail purchase of your Product ("Warranty Period").

HOW CAN I GET LIMITED WARRANTY SUPPORT?

A written notification of the problem or defect in the product should be submitted within the applicable limited Warranty period. SMARTGOLF reserves the right to decide whether the product will be repaired or replaced for a new product.

Many answers to common questions and problems can be found within our FAQ database. If you are unable to find a solution to your problem in our knowledge base articles, you can contact our customer support team with your questions on how to proceed with the warranty claim.

WHAT ARE THE TERMS AND CONDITIONS OF THE LIMITED WARRANTY? WHAT IS COVERED?

LIMITED PRODUCT WARRANTY ("Limited Warranty")

SMARTGOLF warrants the Product to be free from defects in materials and workmanship (subject to the terms set forth herein) when used normally in accordance with the official documentation for the applicable Warranty Period from the date of retail purchase. If the Product is, or contains, a rechargeable battery, SMARTGOLF does not provide any support for the battery life after Warranty period, as all rechargeable batteries can be expected to lose charging capacity over time and this is not considered a defect. Your actual battery life will vary depending on the conditions in which it is used.

Exclusions and Limitations. This Limited Warranty does not cover: software, including (without limitation) (i) the reloading of software, software configurations or any data files; non-SMARTGOLF branded products and accessories, even if packaged and sold with the Product; problems with or damage to the Product caused by using accessories, parts, or components not made by SMARTGOLF; damage caused by service (including upgrades and expansions) performed by anyone who is not officially acting as an employee, representative or sub-contractor of SMARTGOLF; claims arising from any unacceptable use or care of the Product,

including (without limitation) misuse, abuse, negligence, unauthorized modification or repair, unauthorized commercial use or any operation of the Product outside SMARTGOLF's recommended parameters; claims arising from external causes, including (without limitation), accidents, acts of God, liquid contact, fire or earthquake; Products with a serial number or date stamp that has been altered, obliterated or removed; Products for which SMARTGOLF will not receive payment; or cosmetic damage, minor cosmetic abnormalities (including minor pixel abnormalities) and normal wear and tear, including (without limitation), scratches, dents and chips.

SMARTGOLF does not warrant that the operation of the Product will be uninterrupted or error-free. ALL SOFTWARE AND THIRD PARTY PRODUCTS AND ACCESSORIES PROVIDED WITH THE PRODUCT ARE PROVIDED "AS IS". You assume the entire risk as to the quality, performance, accuracy and effect of such items, and should any prove defective, you, and not SMARTGOLF, assume the entire cost of all necessary servicing or repair.

Remedies under this Limited Warranty. If an eligible claim on the Limited Warranty is received by SMARTGOLF within the applicable Warranty Period, SMARTGOLF will (at its sole option) either: (a) repair the Product or the defective parts at no charge, using new or refurbished replacement parts; or (b) exchange the Product with a Product that is new or which has been manufactured from new or serviceable used parts and is at least functionally equivalent to the original Product. Goods presented for repair may be replaced by refurbished goods of the same type rather than being repaired. Refurbished parts may be used to repair the goods.

SMARTGOLF reserves the sole right to determine whether a claim is eligible or whether the Product is defective. Where the Product is an "end of life" Product model, SMARTGOLF may (at its sole option) exchange the Product with a functionally equivalent substitute model from SMARTGOLF's current Product range. SMARTGOLF has the sole option to provide any other type of remedy in addition to or in substitution of the aforesaid remedies. Repaired or exchanged Products shall be warranted free from defects for a period of ninety (90) days after date of repair or exchange (as the case may be), or for the remainder of the original Warranty Period, whichever is longer.

Entire Limited Warranty. ALL IMPLIED WARRANTIES OR CONDITIONS OF MERCHANTABILITY OR FITNESS FOR A PARTICULAR PURPOSE ARE LIMITED TO THE DURATION OF THE APPLICABLE WARRANTY PERIOD. ALL OTHER EXPRESS OR IMPLIED CONDITIONS, REPRESENTATIONS AND WARRANTIES, INCLUDING ANY IMPLIED WARRANTY OF NON-INFRINGEMENT, ARE DISCLAIMED. Some jurisdictions do not allow limitations on how long an implied Warranty lasts, so the above limitation may not apply to you. This Limited Warranty gives you specific legal rights, and you may also have other rights which vary by jurisdiction. No SMARTGOLF supplier, dealer, agent, or employee is authorized to alter or extend the terms of this Limited Warranty or to make any representation whatsoever. SMARTGOLF reserves the right to amend the terms of this Limited Warranty at any time without notice.

Limitation of Liability. TO THE EXTENT NOT PROHIBITED BY LAW, IN NO EVENT WILL SMARTGOLF BE LIABLE FOR ANY LOST DATA, LOST PROFIT, OR FOR SPECIAL, INDIRECT, CONSEQUENTIAL, INCIDENTAL OR PUNITIVE DAMAGES (OTHER THAN PERSONAL INJURY DAMAGES), HOWEVER CAUSED REGARDLESS OF THE THEORY OF LIABILITY, ARISING OUT OF OR RELATED TO THE USE OF OR INABILITY TO USE A PRODUCT, EVEN IF SMARTGOLF HAS BEEN ADVISED OF THE POSSIBILITY OF SUCH DAMAGES. IN NO EVENT WILL SMARTGOLF'S LIABILITY EXCEED THE AMOUNT PAID BY YOU FOR THE PRODUCT. The foregoing limitations will apply even if any Warranty or remedy provided under this Agreement fails of its essential purpose. Some jurisdictions do not allow the exclusion or limitation of incidental or consequential damages, so the above limitation or exclusion may not apply to you.

Before lodging a claim on the Limited Warranty, please review the online help resources at www.smartgolf.biz. If the Product is still not functioning properly after making use of these resources, please contact SMARTGOLF customer support or your authorized distributor or dealer. You may be required to assist with the diagnosis process to verify and ascertain any issues which you may be facing with the Product. Service options, parts availability and response times may vary depending on the country in which the Limited Warranty claim is lodged.

HOW TO MAKE A LIMITED WARRANTY CLAIM?

IF YOU PURCHASED THE PRODUCT FROM A SMARTGOLF RESELLER, PLEASE CONTACT THE SMARTGOLF RESELLER IN REGARDS TO YOUR LIMITED WARRANTY CLAIM. If your SMARTGOLF reseller is in the United States or Canada, they will only assist you with your Warranty claim for 30 days from the date of your purchase, please follow the steps below if it has been more than 30 days from the date of your purchase.

If you are unable to return the Product to the SMARTGOLF reseller for whatever reason, or if you have purchased the Product directly from SMARTGOLF at www.smartgolf.biz, then please follow the steps below:

- Contact Smartgolf customer support. DO NOT SEND SMARTGOLF ANY PRODUCT WITHOUT CONFIRMATION.
- We advise that you select a method of shipping that is traceable (e.g. UPS, DHL, FedEx). Any expense of claiming under this Limited Warranty will be borne by the person making the claim (including any shipping and handling charges in returning the Product to SMARTGOLF, as well as any applicable customs, duties or taxes in relation to the claim).
- If the Product is validly returned under the terms of this Limited Warranty, SMARTGOLF will be responsible for postage expenses for shipping the Product back to you (but not any customs charges, duties, or taxes). You are responsible for ensuring that the Product is properly packaged and will bear the full risk of loss or damage for any Product that is returned improperly packaged.
- Risk of loss or damage in the returned Product only passes to SMARTGOLF when the Product is received by SMARTGOLF and SMARTGOLF shall not be responsible for items lost in transit to us.
- In the event that the procedure herein is not followed, SMARTGOLF reserves the right to accept the delivery of the Product on such terms that it may determine at its sole discretion.

Returns Not Covered by this Limited Warranty. If SMARTGOLF receives a Product from you that does not meet the requirements of this Limited Warranty, including (but not limited to) a Product that (a) is not accompanied by a valid Proof of Purchase, (b) is no longer covered under

the Warranty Period, or (c) does not have a defect covered by this Limited Warranty, you may be responsible for an assessment fee, return shipping and handling fees, and other reasonable fees as may be required by SMARTGOLF prior to the Product being returned to you.

Software/Data Backup. Repair of the Product may result in loss of data. It is solely your responsibility to complete a backup of all existing data, software, and programs on the Product before returning the Product or receiving technical assistance services from SMARTGOLF (including telephone support). SMARTGOLF WILL HAVE NO LIABILITY FOR LOSS OF OR RECOVERY OF DATA, SOFTWARE, PROGRAMS, OR LOSS OF USE OF PRODUCT(S). Under no circumstances will SMARTGOLF be responsible for any loss of data, software, or programs, even if SMARTGOLF technicians have attempted to assist you with your backup, recovery or similar services. Any such assistance is beyond the scope of this Limited Warranty. Following service under this Limited Warranty, your Product may be returned to you as configured when originally purchased, subject to applicable updates. You will be responsible for reinstalling all other data, software and programs.

CONSUMER LAWS

Consumer Law. This Limited Warranty gives you specific legal rights, and you may have other rights that vary by your country, province or state, as applicable. Other than as permitted by law, SMARTGOLF does not exclude, limit or suspend other rights you may have. For a full understanding of your rights, you should consult the laws of your country, province or state, as applicable.

GENERAL

General. This Limited Warranty applies only to the original purchaser of the Product and is non-transferable. This Limited Warranty is only valid in the country where originally purchased. If the Product was shipped internationally by an authorized reseller, the country of original purchase is the shipping point of the reseller. This Limited Warranty is governed by and construed under the laws of the country in which the original Product purchase took place. No SMARTGOLF reseller, agent, distributor, or employee is authorized to make any modification,

extension or addition to this Limited Warranty. If any term of this Limited Warranty is held to be illegal or unenforceable, the legality or enforceability of the remaining terms shall not be affected or impaired.

SMARTGOLF reserves the right to take any action to protect itself against all forms of suspicious claims, including, without limitation, requiring further verification of identity and details of claimant and qualifying purchases as well as debarment of claim.

NEED MORE ASSISTANCE?

We take customer satisfaction very seriously.

If you have any questions, please email us at **contact@smartgolf.biz**

PRODUCT SPECIFICATIONS

LENGTH	36.2 inches (91.9 cm)
WEIGHT	Overall 1.1 pounds (498g) Head 0.683 pounds (310g)
CLUBHEAD FRONT	Polycarbonate
CLUBHEAD BACK	Steel
GRIP	Environmental rubber
BATTERY	Lithium-ion
VOLTAGE	3.7v (1,200mAh)
CONNECTIVITY	Wi-Fi 2.4Ghz 802.11 b, 20 dBm
MOTION SENSORS	9-axis, acceleration & compass sensors
CHARGING PORT	Micro USB 2.0
BUTTON/SWITCH	Address button, On/Off switch
LIGHTS	3 LED (status notification: Network connection, Swing & Address position), 1 Battery light
MULTIPLAYER	Yes
COMPATIBLE DEVICES	Windows 8 or higher, Android and iOS. (If your device does not work, we recommend that you update it to the latest version).



LIABILITY EXEMPTION STATEMENT

- All information included in the SMARTGOLF manual was produced with great caution. However, there may be some errors. SMARTGOLF, LLC. will not be held responsible for those errors.
- SMARTGOLF will not be held responsible for any accident or damage caused by misunderstanding of this manual. SMARTGOLF cannot control each customer understanding of this manual. Therefore, SMARTGOLF will not be held responsible for any accident or damaged claim made by the customer or any third party.
- SMARTGOLF, LLC. will only be held responsible for faulty products derived from manufacturing.
- SMARTGOLF, LLC. reserves the right to modify software, hardware and user manual of this device without prior notice.
- It is prohibited to make copies, publish, transfer, store, or translate to any other language without authorization from SMARTGOLF, LLC.

DISPOSAL OF YOUR OLD PRODUCT



Your product is designed and manufactured with high quality materials and components, which can be recycled and reused. Never dispose of your product with other household waste. Please inform yourself about the local rules on the separate collection of electrical and electronic products and batteries. The correct disposal of these products helps prevent potentially negative consequences on the environment and human health. Your product contains batteries, which cannot be disposed of with normal household waste. Please inform yourself about the local rules on separate collection of batteries. The correct disposal of batteries helps prevent potentially negative consequences on the environment and human health.

SMARTGOLF, 3003 NORTH FIRST STREET, SAN JOSE, CA 95134 US.

CONTACT@SMARTGOLF.BIZ