

---

## Doric Coffee Table - Square

GamFratesi - 2022

---



---

### ITEM NUMBER

Doric Coffee Table - Square, White Travertine  
Doric Coffee Table - Square, Electric Grey

10109922  
10112572

### DESCRIPTION


The defining feature of the Doric Table is the inward curve of the legs, the result of material subtraction from a simple shape. What could have been a monolithic, hard-edged profile is given lightness and softness by carving into each of its four legs – a contemporary reinterpretation of the fluted detailing often found in the Doric column. As well as balancing historic and contemporary, the table is both curved and geometric, hard and soft, with the rectangular form of the tabletop counterbalanced by its gently rounded corners and the decorative contours of the carved legs.


---

### Materials & Finishes

#### TABLE TOP FINISH

White Traverine stone, Electric Grey stone





STRUCTURE AND LEGS FINISH

White Travertine stone, Electric Grey stone

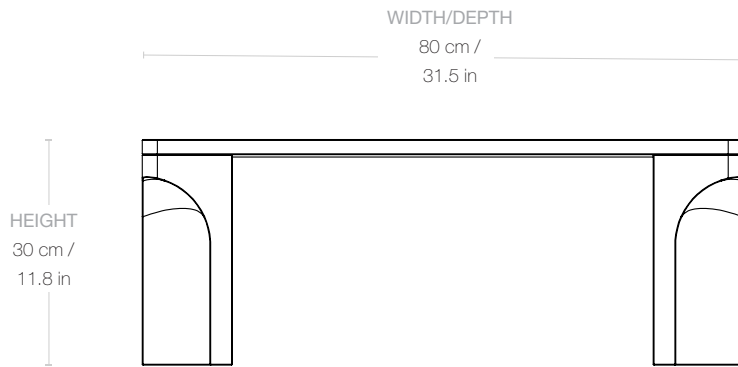


MATERIALS

Travertine, Ceramic

---

Dimensions



WIDTH	80 cm / 31.5 in
DEPTH	80 cm / 31.5 in
HEIGHT	30 cm / 11.8 in
TABLE TOP THICKNESS	2 cm / 0.8 in

---

Weight

TOTAL WEIGHT	125 kg / 983 lbs
--------------	------------------

---

Number of parcels 1

PACKAGING

PACKAGING LENGTH	91 cm / 35.8 in
PACKAGING WIDTH	92 cm / 36.2 in
PACKAGING HEIGHT	48 cm / 18.9 in
PACKAGING WEIGHT	53 kg / 116.8 lbs
GROSS WEIGHT	178 kg / 392.4 lbs

---

Glides

FELT GLIDES	Included as standard
-------------	----------------------

---

## Doric Coffee Table - Rectangular

GamFratesi - 2022

---



---

ITEM NUMBER	Doric Coffee Table - Rectangular, White Travertine	10109926
	Doric Coffee Table - Rectangular, Electric Grey	10112571


**DESCRIPTION**

The defining feature of the Doric Table is the inward curve of the legs, the result of material subtraction from a simple shape. What could have been a monolithic, hard-edged profile is given lightness and softness by carving into each of its four legs – a contemporary reinterpretation of the fluted detailing often found in the Doric column. As well as balancing historic and contemporary, the table is both curved and geometric, hard and soft, with the rectangular form of the tabletop counterbalanced by its gently rounded corners and the decorative contours of the carved legs.

---

### Materials & Finishes

**TABLE TOP FINISH**      White Traverine stone, Electric Grey Stone





STRUCTURE AND LEGS FINISH

White Traverine stone, Electric Grey Stone

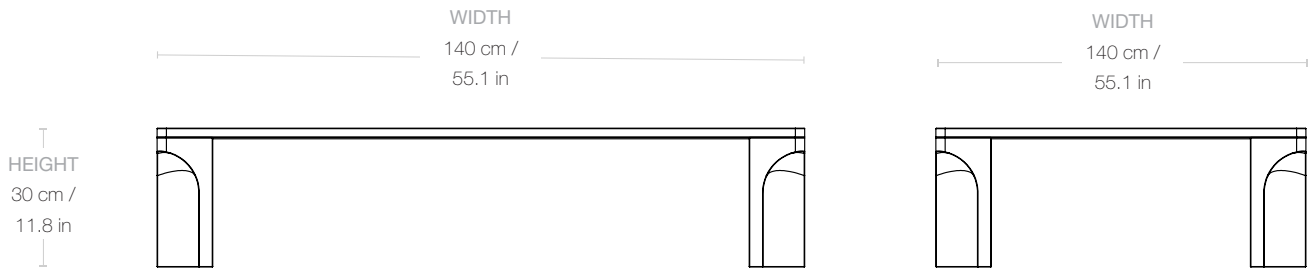


MATERIALS

Travertine, Ceramic

---

Dimensions



WIDTH	140 cm / 55.1 in
DEPTH	80 cm / 31.5 in
HEIGHT	30 cm / 11.8 in
TABLE TOP THICKNESS	2 cm / 0.8 in

---

Weight

TOTAL WEIGHT	180 kg / 397 lbs
--------------	------------------

---

Number of parcels	1
PACKAGING LENGTH	151 cm / 59.5 in
PACKAGING WIDTH	95 cm / 37.4 in
PACKAGING HEIGHT	48 cm / 18.9 in
PACKAGING WEIGHT	75 kg / 165.4 lbs
GROSS WEIGHT	255 kg / 562.2 lbs

---

Glides

FELT GLIDES	Included as standard
-------------	----------------------

---