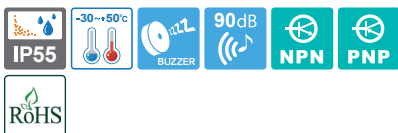


# SWT series

## Wall Mount Semicircular LED Signal Towers




SWT series



SWTE series

### • SWT Lens Configuration



Adding a separate color filter lens inside the outer lens helps to provide a clear signal.

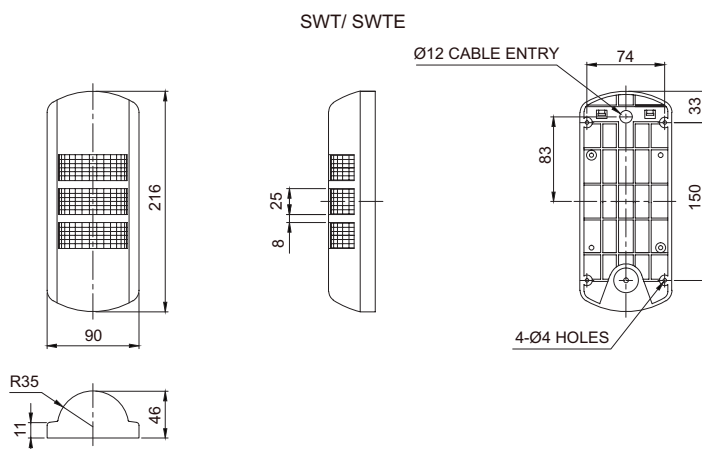
### **SWT/ SWTE** Wall Mount, LED Steady/Flashing

- Wall mount model that minimizes the chance of damage from moving obstacles or personnel
- Clear light signals emitted by adding separate color diffusion lenses beneath the outer transparent lens
- LED light distribution structure that directly radiates light to the user provides excellent visibility
- Can be used outdoors with tightly sealed structure
- Standard color arrangements : 2 Colors : ● Red-R ● Green-G  
3 Colors : ● Red-R ● Amber-A ● Green-G
- Flashing rate : 60-80 flashes/min
- Built-in buzzer available (Volume : Max 90dB at 1m)
- Materials : Lens-PC, Cover-ABS, Housing-ABS, Filter lens-PC
- Ambient operating temperature : -30°C to +50°C
- Protection rating : IP55
- Certificates : CE Compliant, UL Listed
- Compliant with RoHS directive

Model number	Layer	Voltage	Current	Certificates	Weight	Color
SWT(E)L Steady	2	AC/DC12V	0.095A	CE DC only	0.27kg	● R-Red ● G-Green
SWT(E)L-BZ Steady /w built-in buzzer		AC/DC24V	0.063A		0.27kg	
		AC110V	0.048A		0.42kg	
		AC220V	0.024A		0.42kg	
SWT(E)LF Steady/Flashing	3	AC/DC12V	0.130A	UL DC24V only	0.30kg	● R-Red ● A-Amber ● G-Green
SWT(E)LF-BZ Steady/Flashing /w built-in buzzer		AC/DC24V	0.085A		0.30kg	
		AC110V	0.051A		0.45kg	
		AC220V	0.025A		0.45kg	

### **Technical Diagram**

(Units : mm)



### **Customization**

- Available in customized color arrangements
- 2 buzzer sound types : Both prolonged (beep, beep) and staccato (beep, beep, beep) buzzer output available
- Transparent filter lenses available

### **Ordering Specification**

SWTL	-	3	-	220	-	RAG
[Model number]		[Layer]		[Voltage]		[Color]
• SWTL • SWTLF • SWTL-BZ • SWTLF-BZ		• 2-2Layers • 3-3Layers		• 12-DC12V • 24-DC24V • 110-AC110V • 220-AC220V		• R-Red • A-Amber • G-Green
• SWTEL • SWTELF • SWTEL-BZ • SWTELF-BZ						



Warning/  
Signal/  
Stackable



Signal &  
Electric Horn/  
Speakers



Vessels and  
Heavy-Duty  
Equipment



Explosion  
Proof



Warning  
Light Bar



Aviation  
Obstruction  
Lights



Signal Tower  
Lights



USB/ETN  
Signal Tower  
Lights



Electric Horn/  
Speakers



Industrial  
LED Lights

# SWT series

## Wall Mount Semicircular LED Signal Towers



### Wiring Instructions

- SWT series can be wired by using both external contact and transistor.
- In case of wiring by transistor, please make sure if it is NPN type or PNP type. Please carefully follow wiring instructions below.
- Product can be wired regardless of polarity.

	External Contact	Transistor
DC Steady	<p><b>SWTL-DC</b></p>	<p><b>SWTL-DC</b></p>
DC Steady/Flashing	<p><b>SWTLF-DC</b></p>	<p><b>SWTLF-DC</b></p>
AC Steady	<p><b>SWTL-AC</b></p>	<p><b>SWTL-AC</b></p>
AC Steady/Flashing	<p><b>SWTLF-AC</b></p>	<p><b>SWTLF-AC</b></p>

- DC steady type : External power line and signal line standard : UL1007 AWG22(0.3sq) 400mm
- AC steady, AC/DC steady/flashing type : External power line standard : UL1015 AWG18(0.75sq)×2C 400mm  
Signal line standard : UL1007 AWG22(0.3sq) 400mm