

Safety Warnings

Cordless Leaf Blower

⚠ WARNING: To reduce the risk of injury, the user must read and understand all safety warnings before using this product. Save these warnings and instructions for future reference.

Table of Content

1. Safety Guidelines	3
2. General Safety Symbols.	4
3. Important Safety Warnings & Instructions.	5
3.1 General Safety Warnings and Instructions for all tools	6-8
3.2 Important Safety Warnings and Instructions for the Battery Charger	9
3.3 Important Warnings and Instructions for the Battery Pack	10-11
4. Safety Disclaimer.	12
5. Assembly and Disassembly	12-13
6. Charging the Battery Pack	14
7. Operation	15
8. Maintenance	15
9. Environmentally Safe Battery Disposal	16
10. Warranty	17
11. Warranty Disclaimer	17

1. Safety Guidelines

It is important for you to read and understand this manual. The information it contains relates to protecting YOUR SAFETY and PREVENTING PROBLEMS. The symbols below are used to help you recognize this information.

DANGER:

Indicates an imminently hazardous situation which, if not avoided, will result in death or serious injury.

WARNING:

Indicates a potentially hazardous situation which, if not avoided, could result in death or serious injury.

CAUTION:










Indicates a potentially hazardous situation which, if not avoided, may result in minor or moderate injury.

NOTICE:

Indicates a potentially hazardous situation which, if not avoided, may result in property damage.

2. General Safety Symbols

This page depicts and describes safety symbols that may appear on this product. Read, understand, and follow all instructions on the machine before attempting to assemble and operate.

	Safety Alert	Precautions that involve your safety.
	Read & Understand Operator's Manual	To reduce the risk of injury, user must read and understand operator's manual before using this product.
	Long Hair	Failure to keep long hair away from the air intake could result in personal injury.
	Loose Clothing	Failure to keep loose clothing from being drawn into air intake vents could result in personal injury.
	Eye Protection	Always wear safety goggles or safety glasses with side shields and a full face shield when operating this product.
	Blower Tube	Do not operate without tube in place.
	Keep Bystanders Away	Keep all bystanders at least 30 ft away.
	Recycle Symbols	This product uses lithium-ion (Li-ion) batteries. Local, state, or federal laws may prohibit disposal of batteries in ordinary trash. Consult your local waste authority for information regarding available recycling and/or disposal options.
	No Water Spray	Do not expose the product to rain or moist conditions.

3. Important Safety Warnings & Instructions



READ ALL AND UNDERSTAND ALL INSTRUCTIONS BEFORE USING.

⚠️ WARNING: TO REDUCE RISK OF INJURY:

- Before any use, be sure everyone using this unit reads and understands all safety instructions and other information contained in this manual.
- Save these instructions and review frequently prior to use and in instructing others.
- Do not point unit discharge at self or bystanders.
- Keep long hair and loose clothing away from openings and moving parts.

⚠️ WARNING:

Some dust created by this product contains chemicals known to the State of California to cause cancer, birth defects or other reproductive harm.

Some examples of these chemicals are:

- compounds in fertilizers
- compounds in insecticides, herbicides and pesticides
- arsenic and chromium from chemically treated lumber

To reduce your exposure to these chemicals, wear approved safety equipment such as dust masks that are specially designed to filter out microscopic particles.

⚠️ WARNING: ALWAYS WEAR EYE PROTECTION

- Always wear safety glasses with side shields. Everyday glasses only have impact resistant lenses. They are NOT safety glasses. Following this rule will reduce the risk of eye injury.

3.1 General Safety Warnings and Instructions for All Tools

⚠WARNING:

When using an electric tool, basic safety precautions should always be followed to reduce risk of fire, electric shock, and personal injury, including the following.

- Use only as described in this manual. Use only manufacturer's recommended attachments.
- Do not allow the blower to be used as a toy. Close attention is necessary when used by or near children.
- Do not use unit if switch does not function. A unit that cannot be controlled with the switch is dangerous and must be repaired.
- Do not place outlet of blower near eyes or ears when operating.
- Do not immerse any parts of the unit in liquid.
- Do not handle charger, including charger plug, and charger terminals with wet hands.
- Do not charge the battery pack outdoors.
- Do not leave blower unattended when the battery is inserted. Remove the battery when the blower is not in use and before servicing.
- Do not use on a ladder, rooftop, tree, or other unstable support. Stable footing on a solid surface enables better control of the blower in unexpected situations.
- Do not operate the equipment while barefoot or when wearing sandals or similar lightweight footwear. Wear protective footwear that will protect your feet and improve your footing on slippery surfaces.
- Do not incinerate the appliance even if it is severely damaged. The batteries can explode in a fire.
- Do not point the blower tube in the direction of people or pets.
- Do not attempt to repair the blower. To assure product safety and reliability, repairs, maintenance, and adjustments should be performed by a certified technician.
- Do not operate the blower in a gaseous or explosive atmosphere. Motors in these tools normally spark, and the sparks might ignite fumes.
- Do not use with damaged cord or plug.

- Do not pull or carry by the cord, use cord as a handle, or pull cord around sharp edges or corners. Keep cord away from heated surfaces.
- Do not unplug by pulling on cord. To unplug, grasp the plug, not the cord.
- Do not open or mutilate the batteries. Released electrolyte is corrosive and may cause damage to the eyes or skin. It may be toxic if swallowed.
- Don't overreach. Keep proper footing and balance at all times.
- Turn off all controls before removing the battery.
- Avoid accidental starting. Be sure that the switch is in the locked or off position before inserting the battery pack. Carrying blowers with your finger on the switch or inserting the battery pack into a blower with the switch on invites accidents.
- Avoid dangerous environmental conditions - Do not use electric units in damp or wet locations. Don't use the unit in the rain.
- A battery operated unit with integral batteries or a separate battery pack must be recharged only with the specified charger for the battery. A charger that may be suitable for one type of battery may create a risk of fire when used with another battery.
- Use battery operated unit only with specifically designated battery pack. Use of any other batteries may create a risk of fire.
- Use the right unit - Do not use this unit for any job except that for which it is intended.
- Use extra care when cleaning on stairs.
- Use only charger supplied by the manufacturer to recharge.
- Disconnect the battery pack from the blower before making any adjustments, changing accessories, or storing the blower. Such preventive safety measures reduce the risk of starting the blower accidentally.
- Store idle tools. When not in use, the unit should be stored in a dry, high or locked-up place - out of reach of children.
- Maintain tool with care. Keep unit clean for best and safest performance. Follow instructions for proper maintenance.
- Keep children, bystanders and animals away from the work area a minimum of 30 feet (10 meters) when starting or operating the tool. Do not blow debris in directions of bystanders.

- Keep the blower and its handle dry, clean and free from oil and grease. Always use a clean cloth when cleaning. Never use brake fluids, gasoline, petroleum-based products, or any strong solvents to clean your blower. Following this rule will reduce the risk of loss of control and deterioration of the enclosure plastic.
- Check for misalignment or binding of moving parts, breakage of parts, and any other condition that may affect the blower's operation. If damaged, have the blower serviced before using. Many accidents are caused by poorly maintained blowers.
- Batteries can explode in the presence of a source of ignition, such as a pilot light. To reduce the risk of serious personal injury, never use any cordless product in the presence of open flame. An exploded battery can propel debris and chemicals. If exposed, flush with water immediately.
- Exercise care in handling batteries in order not to short the battery with conducting material such as rings, bracelets and keys. The battery or conductor may overheat and cause burns.
- Check the work area before each use. Remove all objects such as rocks, broken glass, nails, wire, or string which can be thrown by or become entangled in the machine.
- Never run the unit without the proper equipment attached. Always ensure that the blower tube is installed.
- Never use the blower near fires or hot ashes. Use near fires or ashes can spread fires and result in serious injury and/or property damage.
- Never use blower to spread chemicals, fertilizers, or any other toxic substances. Spreading these substances could result in serious injury to the operator or bystanders.
- Never place the running blower on any surface, except a hard, clean surface. Gravel, sand, and other debris can be picked up by the air intake and thrown at the operator or bystanders, causing possible serious injuries.

3.2 Important Safety Warnings and Instructions for Battery Charger

WARNING: Shock Hazard.

Do not allow any liquid to get inside the charger.

WARNING: Burn Hazard.

To reduce the risk of injury, charge only designated batteries. Other types of batteries may burst causing personal injury and damage.

CAUTION:

Under certain conditions, with the charger plugged in to the power supply, the charger can be shorted by foreign material. Foreign materials of a conductive nature such as, but not limited to, steel wool, aluminum foil, or any buildup of metallic particles should be kept away from charger contacts. Always unplug the charger from the power supply when there is no battery pack charging. Unplug charger before attempting to clean.

WARNING:

Do not attempt to charge the battery pack with any chargers other than the one it is supplied with. The charger and battery pack are specifically designed to work together.

- The charger is not intended for any uses other than charging the designated rechargeable batteries. Any other uses may result in risk of fire, electric shock or electrocution.
- Do not expose the charger to rain or snow.
- Pull by plug rather than cord when disconnecting charger. This will reduce risk of damage to electric plug and cord.
- Make sure the cord is located so that it will not be stepped on, tripped over, or otherwise subjected to damage or stress.
- Do not operate the charger with damage cord or plug - have them replaced immediately.
- Do not disassemble the charger. Incorrect reassembly may result in a risk of electric shock, electrocution or fire.

3.3 Important Warnings and Instructions for the Battery Pack

⚠ WARNING:

The battery pack is not fully charged out of the carton. Before using the battery pack and charger, read the safety instructions below. Then follow charging procedures outlined.

- Do not incinerate the battery pack even if it is severely damaged or is completely worn out. The battery pack can explode in a fire. Toxic fumes and material are created when battery packs are burned.
- Do not charge or use the battery in an explosive atmosphere, such as in the presence of flammable liquids, gases, or dust.
- If battery contents come into contact with the skin, immediately wash area with mild soap and water. If battery liquid gets into the eyes, rinse water over the open eye for 15 minutes or until irritation ceases. If medical attention is needed, the battery electrolyte for Lithium-Ion batteries is composed of a mixture of liquid organic carbonates and lithium salts.
- Contents of opened battery cells may cause respiratory irritation. Provide fresh air. If symptoms persist, seek medical attention.

⚠ WARNING: Burn hazard.

Battery Liquid may be flammable if exposed to spark or flame.

- Charge the battery packs only in the original chargers.
- Do not splash or immerse in water or other liquids. This may cause premature cell failure.
- Do not store or use the unit and battery pack in locations where the temperature may reach or exceed 105°F(40°C) (such as outside sheds or metal buildings in summer).
- Never attempt to open the battery pack for any reason. If battery pack case is cracked or damaged, do not insert it into charger.

⚠️WARNING:

Do not use any battery pack that is bulging or has leaking electrolyte this may cause personal injury.

If you accidentally come into contact with battery electrolyte, it is important to take immediate action to minimize any potential harm. Here are some steps to deal with accidental contact with electrolyte:

1. Safety First: Ensure your own safety by immediately removing yourself from the area where the contact occurred. If you are wearing any clothing or accessories that have been exposed to electrolyte, take them off to avoid spreading the electrolyte further.

2. Rinse with Water: Flush the affected area with plenty of clean water for at least 15 minutes. Use lukewarm water rather than hot or cold water to avoid causing further damage to the skin. Make sure to remove any contaminated clothing while rinsing.

3. Seek Medical Attention: If the contact with electrolyte has resulted in burns, blistering, or any severe discomfort, seek immediate medical attention. In case of eye exposure, rinse with water for at least 15 minutes and seek medical assistance promptly.

4. Avoid Self-treatment: Refrain from using any home remedies, lotions, creams, or ointments on the affected area without proper medical guidance. It is important to consult a healthcare professional to determine the appropriate treatment based on the severity of the exposure.

5. Follow Safety Guidelines: Always follow safety guidelines provided by battery manufacturers or consult a professional for proper handling and disposal of batteries to minimize the risk of further accidents or exposure.

❖ It is important to remember that the above steps are general guidelines, and specific actions may vary depending on the severity of the exposure and individual circumstances.

4. Safety Disclaimer

Our products are made with care and are quality checked prior to shipment, however when you receive your order please check over all items to ensure there are no loose parts or cracks that could be harmful to you.

Lithium ion batteries may explode or burn due to improper use. Using these batteries for purposes not intended by the manufacturer, including outside a battery pack and/or without a BMS, may cause severe injury and damage. We are not responsible for any injuries caused by lithium ion batteries - use at your own risk.

All rechargeable batteries have inherent risks under any circumstance. Use caution when working with li-ion batteries (lithium-ion), LiPo (lithium ion polymer), and any rechargeable cells (together "recharge-able batteries"), as they have dangerous charging characteristics and are known to explode or burn if mishandled. A purchaser and user of rechargeable batteries should educate themselves on rechargeable batteries, especially as to charging, discharging, assembly, and storage. We are not responsible for any damage caused by the misuse or mishandling of rechargeable batteries.

All buyers assume any/all liability & use our products at their own risk. In no event shall we be liable for any direct, indirect, punitive, incidental, special, or consequential damages whatsoever arising out of or connected with the use or misuse of any product. You agree and acknowledge that any product purchased should be used at your own risk.

5. Assembly and Disassembly

5.1 Assemble and Disassemble The Unit

⚠WARNING: If any parts are damaged or missing, do not operate this product until the parts are replaced. Use of this product with damaged or missing parts could result in serious personal injury.

⚠WARNING: Do not attempt to modify this product or create accessories not recommended for use with this blower. Any such alteration or modification is misuse and could result in a hazardous condition leading to possible serious personal injury.

⚠WARNING: Always remove the battery pack from the product when you are assembling parts, making adjustments, cleaning, or when the product is not in use.

⚠WARNING: Do not use this product if any parts on the packing list are already assembled to your product when you unpack it. Parts on this list are not assembled to the product by the manufacturer and require customer installation. Use of a product that may have been improperly assembled could result in serious personal injury.

5.2 Assemble and Disassemble The Battery Pack

⚠CAUTION: Do not discard the packing material until you have carefully inspected and satisfactorily operated the tool.

⚠CAUTION: Always switch off the blower before installing and removing of the battery cartridge.

⚠CAUTION: Hold the blower and the battery cartridge firmly when installing or removing the battery cartridge. Failure to hold the blower and the battery firmly may cause them to slip off your hands and result in damage to the blower and battery cartridge and a personal injury.

⚠CAUTION: Always install the battery cartridge fully until the click lock cannot be seen. If not, it may accidentally fall out of the tool, causing injury to you or someone around you.

⚠CAUTION: Do not install the battery cartridge forcibly. If the cartridge does not slide in easily, it is not being inserted correctly.

6. Operation

⚠CAUTION: Always wear safety glasses. Wear a filter mask if the operation is dusty. Use of gloves, long pants and substantial footwear is recommended. Keep long hair and loose clothing away from openings and moving parts. **THIS BLOWER IS FOR HOUSEHOLD USE ONLY.**

⚠WARNING:

- Do not operate the blower while charging.
- Do not allow familiarity with this product to make you careless. Remember that a careless fraction of a second is sufficient to inflict serious injury.
- Do not use any attachments or accessories not recommended by the manufacturer of this product. The use of attachments or accessories not recommended can result in serious personal injury.
- Before each use, inspect the entire product for damaged, missing, or loose parts, such as screws, nuts, bolts, caps, etc. Tighten securely all fasteners and caps and do not operate this product until all missing or damaged parts are replaced.


⚠CAUTION: The blower is intended for residential use only. Use the blower outdoors to move debris from hard surfaces. This blower is not designed to clear leaves from large grassy areas, or move wet, heavy debris.


7. Charge the Battery Pack


CAUTION:


- The Li-Ion battery is protected against deep discharging. When the battery is empty, the blower is switched off by means of a protective circuit: The blower will stop running.
- In a warm environment or after heavy use, the battery pack may become too hot to permit charging. Allow time for the battery to cool down before recharging.
- Depending on the conditions of use and the ambient temperature, the indication may differ slightly from the actual capacity.


8. Maintenance

 **WARNING:** Shock Hazard. Do not pour or spray water on the blower in an attempt to clean.

 **WARNING:** To avoid serious personal injury, always turn off the unit, disconnect the power supply and remove the battery pack from the product when cleaning or performing any maintenance.

 **WARNING:** Avoid using solvents when cleaning plastic parts. Most plastics are susceptible to damage from various types of commercial solvents and may be damaged by their use.

 **WARNING:** Do not at any time let brake fluids, gasoline, petroleum-based products, penetrating oils, etc., come in contact with plastic parts. Chemicals can damage, weaken or destroy plastic which may result in serious personal injury.

 **CAUTION:** Please charge the battery pack when not in use over 3 months to save the battery life.

9. Environmentally Safe Battery Disposal

WARNING:

Discard all toxic materials in a specified manner to prevent contamination of the environment. Before discarding damaged or worn out Li-ion battery, contact your local waste disposal agency, or the local Environmental Protection Agency for information and specific instructions. Take the batteries to a local recycling and/or disposal center, certified for lithium ion disposal.

WARNING:

If the battery pack cracks or breaks, with or without leaks, do not recharge it and do not use. Discard it and replace with a new battery pack. **DO NOT TRY TO REPAIR IT!** To prevent injury and risk of fire, explosion, or electric shock, and to avoid damage to the environment:

- Cover the terminals of the battery with heavy-duty adhesive tape.
- **DO NOT** try to remove or destroy any of the battery pack components.
- **DO NOT** try to open the battery pack.
- If a leak develops, the released electrolytes are corrosive and toxic. **DO NOT** get the solution in the eyes or on skin, and do not swallow it.
- **DO NOT** put these batteries in your regular household trash.
- **DO NOT** incinerate.
- **DO NOT** put them where they will become part of any waste landfill or municipal solid waste stream.
- Take them to a certified recycling or disposal center.

10. Warranty

We offer a limited warranty that commences from the date of purchase of the product. If you have any questions about operation, please contact our customer service professionals. We will get back to you ASAP.

11. Warranty Disclaimer

This LIMITED WARRANTY covers defects in workmanship and materials for a period of one year from date of first purchase. During the warranty period, we will replace any defective products for its original purchaser.

This warranty does not cover problems that result from abuse, accident, misuse, or problems with electric power. It does not cover uses not in accordance with the instructions manual. It does not cover commercial use of the product. Also, we do not accept liability for incidental or consequential damages, or for any third-party claims for damages against the retail purchase of this product. You agree and acknowledge that any product purchased should be used at your own risk.

