



REDRAGON CRONUS GAMING HEADSET



Please scan here to
download user manual

Wired Gaming Headset Operating Instructions



REDRAGON CRONUS GAMING HEADSET



Wired Gaming Headset Operating Instructions

US UK

Dear user

Thank you for choosing our REDRAGON product. To protect your rights and for better customer service, we ask that you note our warranty rules.

1. Within warranty period, repair is guaranteed for failure due to electrical circuit problems. Other damages, such as disassembly, hard impacts, submersion into water, plugging into improper current or voltage, and damage caused by natural disasters such as fire, flood, or earthquake are not included.
2. Consumable parts (such as foot pad) and spare parts replacement are not included in our warranty.

1

OS support

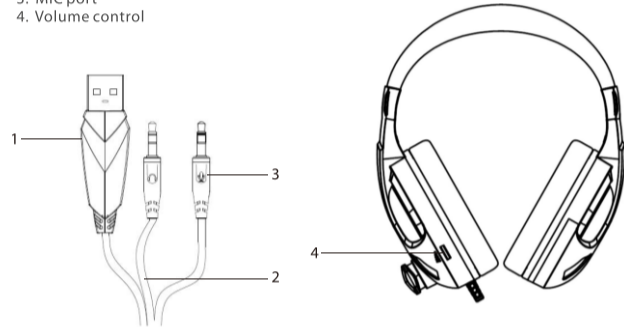
Win7/Win8 Win10/Win11/MAC/PS4

How to connect the headset with PC

1. Put 3.5mm plug on PC audio port.
2. Connect USB to PC USB port for RGB light powered.

Product and button indication

1. USB port for RGB light power
2. Audio port
3. MIC port
4. Volume control



2

Product specification

1. MIC sensibility: -38±3dB
2. MIC impedance: 2.2KΩ
3. Speaker drive unit: Φ40mm
4. Speaker impedance: 32Ω±15%
5. Speaker frequency response: 20Hz - 20kHz
6. Speaker sensibility: 115±3dB
7. Speaker rated power: 5 mW
8. Cable length: 2.0 m
9. Plug: 3.5mm plug x 2 + USB plug x 1
10. Compatible with Windows: Win 7/Win8 Win10/Win11/MAC/PS4

Remark

1. Do not put the headset in humid and wet place.
2. High volume for long period may damage your hearing.
3. Do not put self's strength to pull the cable.



3

FCC Statement

Changes or modifications not expressly approved by the party responsible for compliance could void the user's authority to operate the equipment. This equipment has been tested and found to comply with the limits for a Class B digital device, pursuant to Part 15 of the FCC Rules. These limits are designed to provide reasonable protection against harmful interference in a residential installation. This equipment generates uses and can radiate radio frequency energy and, if not installed and used in accordance with the instructions, may cause harmful interference to radio communications. However, there is no guarantee that interference will not occur in a particular installation. If this equipment does cause harmful interference to radio or television reception, which can be determined by turning the equipment off and on, the user is encouraged to try to correct the interference by one or more of the following measures:

- Reorient or relocate the receiving antenna.
 - Increase the separation between the equipment and receiver.
 - Connect the equipment into an outlet on a circuit different from that to which the receiver is connected.
 - Consult the dealer or an experienced radio/TV technician for help
- This device complies with part 15 of the FCC rules. Operation is subject to the following two conditions: (1) this device may not cause harmful interference, and (2) this device must accept any interference received, including interference that may cause undesired operation.

California Proposition 65

⚠ WARNING: Risk of Cancer from [Name of one or more chemicals known to cause cancer] And Reproductive Harm From [Name of one or more chemicals known to cause reproductive toxicity] Exposure - www.P65Warnings.ca.gov.

4

PT

Prezado usuário,

Obrigado por escolher a marca REDRAGON. Para proteger seus direitos e oferecer um melhor atendimento ao cliente, pedimos que você observe as regras da nossa garantia.

1. Dentro do período da garantia, os reparos são garantidos nos casos de falha devido a problemas no circuito elétrico. Danos causados pela desmontagem, por impactos violentos, imersão em água, ligação em correntes ou voltagens incorretas e danos causados por desastres naturais, como incêndios, inundações ou terremotos, não estão incluídos.
2. Peças que sofrem desgaste (como pés) e a substituição de peças avulsas não estão incluídas em nossa garantia.

5

Compatibilidade com OS

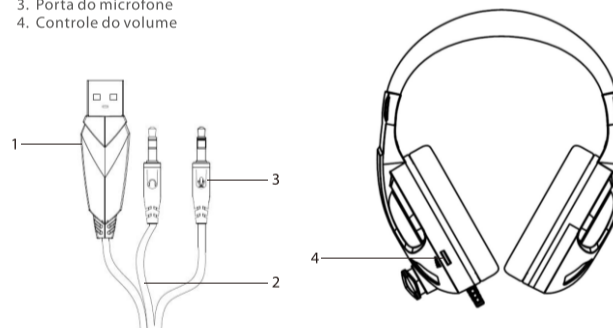
Win7/Win8 Win10/Win11/MAC/PS4

Como conectar o headset ao PC

1. Insira o plugue de 3,5 mm na porta de áudio.
2. Conecte o USB na porta USB do PC para suprir energia à iluminação RGB.

Indicação do produto e do botão

1. Porta USB para suprir energia para a iluminação RGB
2. Porta de áudio
3. Porta do microfone
4. Controle do volume



6

Especificações do produto

1. Sensibilidade do microfone: -38±3dB
2. Impedância do microfone: 2.2KΩ
3. Unidade do alto-falante: Φ40mm
4. Impedância do alto-falante: 32Ω±15%
5. Faixa de frequência de resposta: 20Hz - 20kHz
6. Sensibilidade do alto-falante: 115±3dB
7. Potência nominal do alto-falante: 5 mW
8. Comprimento do cabo: 2.0 m
9. Plugue: 2 x 3.5mm + 1 x plugue USB
10. Compatível com Windows: Win 7/Win8 Win10/Win11/MAC/PS4

Aviso

- 1) Não deixe o headset em local molhado ou úmido.
- 2) Som em alto volume por períodos prolongados pode afetar sua audição.
- 3) Não force ao puxar o cabo.



7

RU

Уважаемый пользователь

спасибо за выбор марки REDRAGON. С целью защиты ваших прав и для более качественного обслуживания мы просим учитывать наши условия гарантии.

1. В течение гарантийного периода гарантия распространяется на устранение повреждений, вызванных проблемами в электрической цепи. Повреждения, произошедшие по вине человека, такие как разборка, жесткие удары, погружение в воду, подключение к цепи с ненормативным током или напряжением, а также ущерб, вызванный стихийными бедствиями, включая пожар, наводнение или землетрясение, в условия гарантии не включены.
2. Расходные детали (например, педаль для ног) и работы по замене запасных частей в гарантию не включены.

8

Поддержка ПО

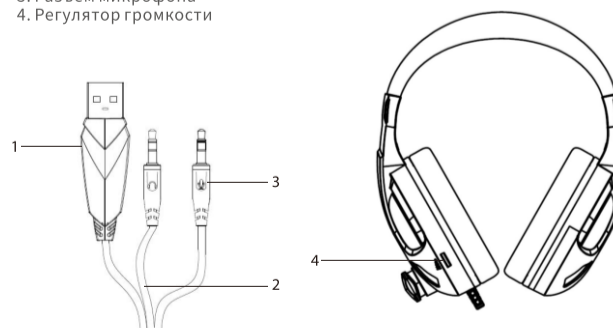
Win7/Win8 Win10/Win11/MAC/PS4

Как подключить гарнитуру к компьютеру

1. Подключите штекер 3,5 мм в аудиоразъем ПК.
2. Подключите USB-разъем к USB-порту ПК для питания RGB-подсветки.

Описание разъемов и кнопок

1. USB-разъем для питания RGB-подсветки
2. Разъем аудио
3. Разъем микрофона
4. Регулятор громкости



9

Технические характеристики

1. Чувствительность микрофона: -38±3 дБ
2. Сопротивление микрофона: 2,2 кОм
3. Диаметр динамика гарнитуры: Φ40mm
4. Сопротивление динамика: 32Ω±15%
5. Частотный диапазон динамика: 20 Гц - 20 кГц
6. Чувствительность динамика: 115±3 дБ
7. Номинальная мощность динамика: 5 мВт
8. Длина кабеля: 2,0 м
9. Подключения: 2 разъема аудио 3,5 мм + 1 разъем USB
10. Совместимость с Windows: Win 7/Win8 Win10/Win11/MAC/PS4

мечание

подвергать гарнитуру воздействию высокой влажности и сырости, сокая громкость в течение длительного времени может нанести вред ху. прилагайте избыточное усилие для извлечения кабеля.



10