




GUIDE FOR BOUNTY HUNTERS

INTER SOLAR SYSTEM POLICE
AUTHORIZATION N°: FS_JB_6528
ED. 2071



☆☆☆
THIS MANUAL
IS BROUGHT
TO YOU BY

BIG SHOT



“Once upon a time, in New York City in 1941....
At this club open to all comers to play, Night after night

at a club named “MINSTONS PLAY HOUSE” in Harlem,
they play jazz session competing with others.

Young jazz men with new sense are gathering.

At last, they created a new genre itself.

They are sick and tired of conventional fixed style jazz.

They eager to play jazz more freely as they wish.

Then... in 2071 in the universe.


The bounty hunters, who are gathering in spaceship “BEBOP”, will play freely without fear of risky things.
They must create new dreams and films by breaking traditional styles.

The work, which becomes a new genre itself, will be called...

COWBOY BEBOP

Charactor : SPIKE SPIEGEL / JET BLACK / FAYE VALENTINE / EDWARD WANG HWE PEPEL CYBULSKI 4th / EIN

Machinery : THE BE-BOP / SWORDFISH II / HAMMERHEAD / REDTAIL





GAME OVERVIEW

Cowboy Bebop - Space Serenade is a competitive deckbuilding game designed for 1-4 players in which you'll play as one of the infamous crew members of the spaceship Bebop. With your cards and with the help of the other crew members, you will participate in the capture of criminals wanted by the ISSP. Rewards for these bounties will help you accumulate points of renown until your final confrontation with the deadly Vicious! At the end of the game, the player with the most renown will win and prove to their crewmates that they are the best bounty hunter in the solar system. Are you ready Space Cowboy?



CONTENTS

- 1 rulebook
- 3 Planet boards⁽¹⁾
 - 1 Bebop board
- 4 Character boards
 - 1 Damage board
- 1 Common Deck board
- 5 plastic miniatures (unpainted)
- 5 cardboard standees⁽²⁾
 - 7 Fuel cubes
- 40 Renown tokens with values of 1, 2 and 3
- 50 Capture tokens
(30 Location tokens + 20 Vicious tokens)
- 1 Big Shot stand (assembly required)
- 188 cards
 - 92 Common Deck cards
 - 21 Criminal cards
 - 1 Vicious card
 - 30 Damage cards
 - 40 Basic Deck cards
(10 per player)

(1) For simplicity's sake, we use the term "Planet" to describe Earth, Mars, and Ganymede, even though the latter is in fact a moon.
Thank you for your understanding!

(2) The cardboard standees are there as an alternative to the plastic miniatures, in case you'd like to display the latter instead of using them to play!



GAME FLOW

Players start the game with a basic deck of 10 cards and play some of these cards on their turn. By accumulating resources, players will be able to buy new cards, activate abilities, and capture criminals. The game is divided into two main phases: preparing the deck and capturing lesser criminals; and the final conflict against Vicious. Once Vicious is captured or runs away, the game ends and the player with the most renown wins.





RULES OF DECKBUILDING

Cowboy Bebop - Space Serenade is a **Deckbuilding** game. If you're not familiar with this game mechanic, this section will teach you the basics.

Each player starts the game with a **basic deck** of 10 cards, dedicated to their character and composed of 4 colored cards and 6 neutral cards. This deck must be shuffled and placed face down to the left of the Character board. Some space must be left next to the player's deck for their **discard pile**. Before the start of the game, each player **draws 5 cards** from their deck, except the first player, who only draws 4.

Then, take the cards from the **Common Deck**, shuffle them, and place them face down on the **Common Deck board**. **Reveal 5 cards** from that deck and place them face up in a line within reach of all players, to form the **Purchasing Area**.

Players **take turns** to play. On their turn, the active player plays the cards of their choice from their hand by placing them face up in front of themselves and resolving the effects. **At the end of the player's turn**, all the cards played and any remaining in their hand are **discarded**, meaning they are placed face up in the discard pile next to their deck. The player then **draws 5 new cards** from their deck and their turn ends. It is then the next player's turn (clockwise).

When the player must draw new cards but their deck is **empty**, they **shuffle the cards from their discard pile** and create a new deck, face down. They can then draw the remaining cards as required.

During their turn, a player can decide to purchase new cards from the Purchasing Area, provided they have the necessary resources. Each card purchased must be placed **on top of their discard pile**. Purchased cards are **immediately replaced** by new cards from the Common Deck. When the player **shuffles their discard pile** to refresh their deck, the cards they just purchased become available to be drawn and played in subsequent turns.

It is also possible to permanently **remove** cards from the player's own deck through the effect of some of the cards, thus increasing the chances of drawing better cards by removing less powerful ones from the deck (such as the basic starter cards). **Drawing** cards during the turn also increases the odds of getting good cards.

If a player must **discard** some cards during another player's turn, they don't get to draw new cards to replace them and will have to start their turn with only the cards remaining in their hand.

The goal of each player is therefore to purchase new cards in order to gain more powerful effects and **create interesting card combos** to maximize the effects. The more you buy cards and draw them or the more you remove ineffective cards from your deck, the better you'll **optimize** your deck and increase the odds of drawing useful cards on your turn. Choose your options carefully to win!



COMPONENT DESCRIPTION

_: ACTION CARDS

The cards in the Common Deck and the players' Basic cards (identified by a **B** in the top right corner) are called Action cards and form the players' decks. Players play these cards during their turn to gain resources and trigger effects. These cards can be purchased from the Purchasing Area by paying their purchasing cost, indicated in the top right corner of each card. Basic cards **B** form the starting deck of each player and cannot be purchased (they're actually not even included in the Common deck).






Most Action cards have a dominant color, associated with the character in the top left corner. There are 4 different colors, one for each playable character. Some of the players' Basic cards are grey with no associated character, and therefore neutral.




On some cards, an area at the bottom of the card matches the color of a different character, and triggers Team Effects, which are explained in more detail below.

_: CRIMINAL CARDS AND CAPTURE TOKENS


Criminal cards are the source of Renown points  that are used to win the game. To gain these points, players will need to participate in the capture of these criminals, by acquiring the Capture tokens on the card. There are two piles of Capture tokens on each card: the Resistance pile  and the Investigation pile . Capture tokens placed on the Criminal cards must match the Planet represented on the card.

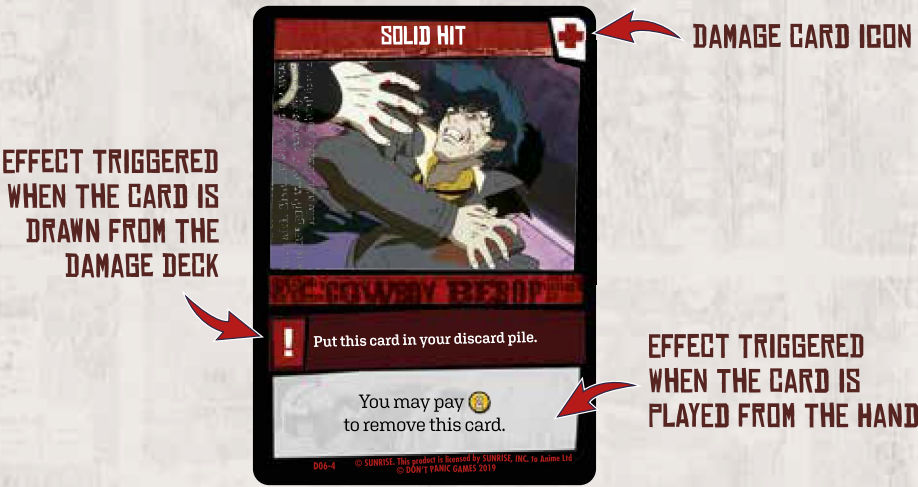


Some Criminal cards also feature an Appearance effect that is triggered when the card is placed on the corresponding planet. This effect causes the Purchasing Area to be refreshed, by removing all the cards in that area and replacing them with new cards from the Common Deck.



— /: DAMAGE CARDS

Damage cards  represent the injuries and material damage inflicted on the players when they engage in physical combat with criminals. For each Resistance token taken from a Criminal card, the player engaged in combat draws 1 Damage card and applies the effect indicated in the red text area. This card might be removed immediately, added to the player's discard pile, or placed on top of the player's deck. In the latter two cases, this card is now considered an Action card, and the effect in the grey text area is resolved when that card is played.



Most Damage cards have a permanent effect that allows the card to be removed by paying the indicated cost. This effect is not mandatory. If the player doesn't wish to pay the cost, they can keep the card and put it in their discard pile at the end of their turn, along with the other cards played that turn.

Damage cards can be discarded or removed just like any other Action card. When a Damage card is removed, place it in the Damage discard pile. When the Damage deck is empty, shuffle the discard pile to create a new Damage deck.

_: RESOURCES



WOOLONGS

Woolongs are the currency of the game and are mostly used to purchase cards from the Purchasing Area. When a card with this icon is played, the active player adds the indicated amount to their virtual pool of Woolongs for that turn. At any time during their turn, a player can use this pool to purchase new cards or activate an effect on a card they played. When their turn is over, the pool of Woolongs goes back to zero. Any unused Woolongs are lost.



FUEL

The Fuel supply of each player is indicated on their Character board. Each player begins with 1 Fuel and moves the Fuel marker each time they gain Fuel or use some to move, apply effects, or use abilities. This resource can be stored and is saved from one turn to the next, as opposed to Woolongs. It is not possible however to store more than 10 Fuel and any Fuel gained beyond that maximum is lost.



STRENGTH

Strength is used to engage in physical combat with Criminals in order to weaken and capture them by taking their Resistance tokens (See "Capturing a Criminal," page 14). Just like Woolongs, Strength is a virtual pool that must be used by the end of the turn or be completely lost.

The number of Strength points required to gain 1 Resistance token is indicated on the Criminal card. This ratio is different from criminal to criminal. During a fight, however, everybody gets pushed around a bit, so players must draw a Damage card every time they gain a Resistance token.



CLUES

Just like Woolongs and Strength, unused Clues that were gained are lost completely at the end of the turn. Clues are used to investigate criminals and capture them by ruse or by surprise, without needing to fight and take damage in the process!

The number of Clues required to gain 1 Investigation token is indicated on the Criminal card. This ratio varies from criminal to criminal.





SETUP

A_ / : LOCATION BOARDS: Set the 3 Planet boards and the Bebop board in the center of the play area. Place a Fuel cube on the space labelled “1” on each of the 3 planet boards.

B_ / : MINIATURES: Regardless of the number of players, place the 4 miniatures for Spike, Jet, Faye, and Ed on the Bebop board.


C_ / : PURCHASING AREA: Place the Common Deck board within reach of all the players and put the shuffled Common Deck on it, face down. Reveal the first 5 cards and place them face up one next to each other near the Common Deck, to create the Purchasing Area.

D_ / : CRIMINALS [PLANET BOARDS]: Randomly pick 1 Criminal from each planet from the 6 starter Criminals (that have a point value of 0 in the sheriff star) and place them on the corresponding Planet boards. Place the indicated number of Capture tokens on the 2 spaces of each Criminal card  &  [See “Criminals,” below].

E_ / : CRIMINALS [DECK]: Sort the remaining Criminal cards by planet (including the leftover starter Criminals) and shuffle each deck separately. Then, based on the number of players, randomly take the indicated number of Criminal cards for each Location and shuffle them together to create the Criminals deck. Finally, take the Vicious card and shuffle it in as one of the last 3 cards of the Criminals deck. Place the deck on the Big Shot stand.

NUMBER OF PLAYERS	NUMBER OF CRIMINALS PER LOCATION	SHUFFLED IN THE LAST 3 CARDS	TOTAL NUMBER OF CARDS IN THE CRIMINALS DECK
2	3	VICIOUS	10
3	4	VICIOUS	13
4	5	VICIOUS	16


F_ / : PLAYER BOARDS AND DECKS: Each player chooses one of the characters and places the corresponding board in front of themselves, as well as the 10 cards of their Basic deck, made of 6 neutral cards and 4 cards of their character's color. The player also takes a Fuel cube and places it on the “1” space of their fuel gauge.



6 NEUTRAL WOOLONG CARDS



1 FUEL CARD



1 ATTACK CARD



1 INVESTIGATION CARD



1 TRANSPORT CARD

G_ / : DAMAGE DECK: Shuffle the Damage cards and place them face down on the Damage board within reach of all players. Save some space for the discard pile.

H_ / : FIRST PLAYER: The jazziest player starts the game. Players then take their turns clockwise.

I_ / : FIRST HAND: Each player shuffles their basic deck of 10 cards and places it face down next to their Character board. The first player draws 4 cards, the other players each draw 5 cards.

Let's jam !





PLAYING A TURN

1_ /:

Players take their turns in sequence. The active player generally begins their turn with the 5 cards they drew at the end of their previous turn. However, if card effects have forced them to discard or draw cards before the beginning of their turn, they might start with more or fewer than 5 cards in their hand.

2_ /:

The active player can then take any of the following actions, as many times as they wish and in any order:

- _ /: Play a card (and resolve its effects immediately)
- _ /: Purchase a card
- _ /: Move
- _ /: Use a character's abilities
- _ /: Confront and capture criminals

3_ /:

When the player decides they are done with their actions, they declare the end of their turn and place all the cards they have played in their discard pile as well as any cards remaining in their hand.

4_ /:

The player draws 5 new cards from their deck. If they no longer have enough cards in their deck, they shuffle their discard pile to make a new deck and draw the cards required to complete their hand.

5_ /:

Players move Vicious if required.

6_ /:

The next player begins their turn.





PLAYING CARDS

The active player can play cards from their hand by placing them in front of themselves. There is no cost attached to playing a card.

When a card is played, the active player immediately gains the resources indicated, then resolves the specified effects. If an effect indicates “You may...” the player may ignore the effect but cannot resolve it later. Each effect can only be resolved once, unless indicated otherwise.

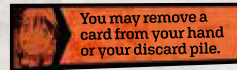
The effects are resolved as soon as the card is played, unless specified otherwise. When an effect is applied, it must be resolved completely before taking another action.

Example: Florian plays a card indicating “You may move up to 2 characters for free.” He is not allowed to move 1 character, then use an ability, then move another character. The effect on the card must be resolved completely as a single action.



_/ : TEAM EFFECT

Some cards have a Team effect, visible at the bottom of the card in an area of the color matching a different character.



The Team effect is resolved only if a card associated with the character shown is present in the player's play area (i.e., the player plays a matching card during the same turn). The order in which the two cards composing the Team effect are played doesn't matter. If the affected character's card has already been played, the bonus is resolved as soon as the card with the Team effect is played. If a card with a Team effect is played before a card with the matching character is in play, then the Team effect will be resolved automatically as soon as a matching character card is played (after resolving the effect of that card).

A character card can activate the Team effects of multiple cards. A Team effect, however, can only be resolved once, even if multiple cards showing the affected character have been played.




Example: by playing these 3 cards in this order, the active player resolves each of the Team effects after playing the third card.



_: REMOVING CARDS

Some card effects allow you to remove cards from your discard pile and/or from your hand. The cards you pick in this manner will be permanently removed from your deck. Place the removed cards in a separate pile or put them back into the box. Removing cards is useful to clean up your deck, so you can increase the odds of drawing useful cards faster and more often.



PURCHASING CARDS

Each Action card in the Common Deck has a purchasing cost  in the top right corner. When a player wishes to purchase a card from the Purchasing Area during their turn, they must spend the required Woolongs they have accumulated during that turn and immediately place the purchased card face up on their discard pile. Immediately replace the purchased card in the Purchasing Area with another card, that is now available for purchase. Players can buy as many cards as they wish during their turn and can do so over multiple actions as long as they have the Woolongs to spend..

As indicated on the Common Deck board, it is possible to refresh the Purchasing Area by spending 2 Fuel during your turn. In that case, remove all 5 cards from the Purchasing Area and immediately replace them with new cards from the Common Deck.  

Some criminals also refresh the Purchasing Area when they make their first appearance on a planet (but not when they are discarded).



MOVING

A player can move their character multiple times during a single turn if they have enough Fuel to do so. There are 4 locations to which they can move: Mars, Earth, Ganymede, and the Bebop.



To move, players must spend the amount of Fuel indicated on the Movement gauge of the Location they would like to move to. This gauge represents the difficulty of locating a criminal in that location.

The movement cost for returning to the Bebop is always 1 and varies from 1 to 3 for the other locations. At the beginning of the game, the movement cost is 1 for every location.



_: UPDATING MOVEMENT GAUGES



Movement gauges can be modified in various ways:




- › When a Criminal card is revealed after a previous one has been captured, and the corresponding Planet board is already occupied by a Criminal card: +1 (if the gauge is already on 3, the current criminal escapes, see page 14).
- › When a criminal escapes or is captured: the gauge on the corresponding Planet board goes back to 1.
- › When a player plays a card modifying a gauge by +1 or -1.
- › When a Criminal card is revealed in order to move Vicious and he is already on the indicated Planet board: +1 on the corresponding Movement gauge.
- › When Vicious moves, gauges on Planet boards do not change.






CONFRONTING A CRIMINAL

_: WEAKENING A CRIMINAL


When a character is on the same planet as a criminal, they can decide to spend Strength  or Clues  to weaken them and eventually capture them. Each Criminal card shows the Strength or Clues necessary to gain 1 Capture token from the corresponding space (see Criminal card description, page 6).

The active player draws 1 Damage card  for each Resistance token gained from a criminal. If a Resistance token is taken from Vicious, the player draws 2 Damage cards   instead of 1. No Damage cards are drawn when gaining an Investigation token.





This criminal originally had 3 Resistance tokens and 2 Investigation tokens. To gain 1 of his Resistance tokens, the player must spend 1 Strength  and draw 1 Damage card . To gain an Investigation token, the player must spend 2 Clues , but doesn't draw a Damage card.


Players decide the order in which they take the tokens and are not obligated to spend all their resources when confronting a criminal. It is possible to weaken or capture multiple criminals in a single turn or on multiple planets, if the players has enough resources to move, fight, and/or investigate.



_ /: CAPTURING A CRIMINAL

As soon as either of a criminal's token piles (Resistance  or Investigation ) is depleted, the active player immediately captures the criminal. Then proceed as follows:

1_ /: DISTRIBUTE RENOWN POINTS

- › The active player takes the Criminal card and places it face down to the right of their Character board.
- › Each player who has gained Capture tokens corresponding to the planet the criminal was captured on converts them into an equal number of Renown points , placed face down on their Character board. Players keep their tokens from other planets (corresponding to criminals not yet captured).

2_ /: PLANET CLEANUP

- › Characters located on the planet where the capture took place go back to the Bebop (without spending any Fuel). Vicious is not considered a character, and so remains on the Planet board if he is there.
- › The Movement gauge of the Planet board is reset to 1.

3_ /: REVEAL NEW CRIMINALS

/\ When Vicious is in play, no new Criminal card is revealed. Ignore this section.



› If Vicious is revealed during this step, do not reveal any further criminals, and skip to the section titled "Vicious appears," on the next page.

› Reveal 2 new cards from the Criminals deck, one after the other. For each card revealed this way, check the availability of the planet indicated on the card:

_ /: If the planet is already occupied by a criminal, increase the Movement gauge by 1 and discard the Criminal card that was just revealed to the pile placed next to the Big Shot stand. If the gauge was already on 3, the current criminal manages to escape (see below) and the revealed criminal takes their place. The movement gauge goes back to 1.

_ /: If the planet is empty, place the new Criminal card there.

› If a new Criminal card is placed on one of the Planet boards, resolve the Purchasing Area refresh effect if the Criminal card has one.

› Likewise, place the indicated number of Capture tokens matching the corresponding planet on the Resistance  and Investigation  spaces of the newly arrived Criminal card.



_ /: ESCAPED CRIMINAL

If the Movement gauge on a Planet board is on 3 and a newly revealed Criminal card triggers another rise in the gauge, the criminal present on that planet manages to escape.



- 1_ /: Discard the current Criminal card and replace it with the new Criminal card.
- 2_ /: Reset the planet's Movement gauge to 1.
- 3_ /: Return all characters present on the planet to the Bebop.
- 4_ /: Each player discards all of their Capture tokens for that planet (without receiving any Renown points).

Some cards cause changes in the level of a planet's Movement gauge. This will not allow a criminal to escape, even if the gauge is already on 3.



If a criminal escapes while Vicious is on the same planet, Vicious stays where he is.

★ VICIOUS

The appearance of Vicious triggers the second part of the game. Criminals already in play remain so and can still be captured, but no additional criminals are revealed from that moment onwards.

Remember that Vicious is not considered to be a character and so cannot be moved because of a card effect.

_ /: VICIOUS APPEARS



When the Vicious card is revealed, his miniature is put into play. In order to determine on which planet he appears, you must create his Movement deck:

- _ /: Take all the discarded Criminal cards and those remaining in the Criminals deck and shuffle them together. Players who have captured criminals keep them in their own play area. Place this new deck on the Big Shot stand. This is now the Movement deck for Vicious.
- _ /: Reveal the first card of the deck to determine which planet Vicious appears on. Place his miniature there and discard the revealed Criminal card.
- _ /: Place the Vicious card between the Planet boards.
- _ /: Place the Vicious tokens on his card corresponding to the number of players (see below):



_ /: CONFRONTING VICIOUS

To confront Vicious, a character must be on the same planet as him. If there is a Criminal card on the planet as well, the player can choose to confront either of them.

Gaining Capture tokens from Vicious works the same way as when capturing other criminals. Taking one of his Resistance tokens, however, forces the player to draw 2 Damage cards   instead of 1. Likewise, 3 Clues are required in order to gain 1 Investigation token (but without drawing any Damage cards).

_ /: MOVING VICIOUS

At the end of each player's turn, if Vicious has lost at least 1 Resistance token that turn, he moves (if he hasn't lost any tokens, or only Investigation tokens, Vicious doesn't move). Reveal the top card of his Movement deck and resolve the following effects:

- › If the revealed Location is different from his current whereabouts, simply move Vicious to that Location without changing the Movement gauges on the Planet boards.
- › If the Location indicated matches his current Location, raise the Movement gauge of that Planet board by 1. If the gauge is already on 3 and a Criminal card is present on that planet, that criminal escapes following the normal rules explained above. If not, leave the gauge on 3. Vicious cannot escape in that manner.

Criminals revealed from the Movement deck do NOT go to a Planet board, even if that planet is available. Likewise, Purchasing Area refresh effects indicated on Criminal cards revealed during this phase do not apply.

_ /: CAPTURING VICIOUS

As for any other criminal, Vicious is captured when either of his Capture token piles is depleted. The game then ends immediately.

_ /: VICIOUS ESCAPES

If the last card in the Movement deck is revealed, every player gets one last turn, then the game ends. If Vicious remains uncaptured by the end of the last player's turn, he manages to escape, and all players lose their Vicious tokens.



CHARACTER ABILITIES

Each character has two unique abilities that they can use on their turn by spending the indicated amount of Fuel. It is also possible for a player to use another character's first ability if their miniatures are in the **same Location**, whether on a planet or on the Bebop. The abilities available to a player are indicated on their Character board.



It is therefore important to play with ALL miniatures, no matter the amount of players in the game. Non-player characters (NPC) can be moved with certain Action cards, including one in every player's starter deck.

A character's ability can be used as many times as desired during a turn, provided its cost is paid before using the ability.



⟨ED_A⟩: Spend 3 Fuel to gain 1 Clue, to be used immediately on the planet where Ed is currently located.

⟨ED_B⟩: Spend 6 Fuel to choose a card from your discard pile and place it back in your hand.



⟨JET_A⟩: Spend 2 Fuel to remove 2 Damage cards from your hand and/or your discard pile.

⟨JET_B⟩: Spend 5 Fuel to gain 1 Strength, to be used immediately on the planet where Jet is currently located. Do not draw any Damage cards for Resistance tokens gained while using this ability.



⟨SPIKE_A⟩: Spend 3 Fuel to draw 1 card. You can discard it to draw another one.

⟨SPIKE_B⟩: Spend 5 Fuel to buy a card with a 2 Woolong discount and place it on top of your deck. *(For example if a card is worth 5 Woolongs, you can purchase it for 3 Woolong).*



⟨FAYE_A⟩: Spend 2 Fuel to gain 1 Woolong.


⟨FAYE_B⟩: Spend X Fuel to buy a card worth X Woolong. You cannot use Woolong to complete a purchase made in this manner.




ENDING THE GAME

The game ends when:

› All players have played one last turn after revealing the last card in Vicious' Movement deck and he has not yet been captured. In that case Vicious manages to escape and the players must discard all of their Capture tokens.

› One of Vicious' token piles is depleted. Vicious is immediately captured by the active player, and the game ends. Players convert their Vicious tokens into an equal number of Renown points  and discard their other Capture tokens.

Whether Vicious is captured or manages to escape, the game still has a winner. However, in the latter case, it is only a minor victory... and you'll have to try again! Any remaining criminals manage to escape, and Capture tokens remaining in play are ALL discarded without awarding any Renown points at the end of the game.

Players add up the Renown points  they have collected during the game, without forgetting the points gathered for the criminals they have captured personally.

The player with the most Renown points wins the game! In case of a tie, the player having captured the most criminals wins. If there is still a tie, you will have to share your victory!

Credits and acknowledgements:

Designers: FLORIAN SIRIEIX & JOHAN BENVENUTO

Acknowledgements:

/ Thanks to DPG, Nico, and Flo for their trust. Thank you to all those who took the time to test the game and advise us so that the game would become what it is today and a personal message for Simon: "I dunno how I did it" - Johan

/ Thank you to our pals for the development and thank you to all my friends for the testing (poke Julien). See you soon! - Florian

See you space cowboy


DON'T PANIC GAMES



www.japanimegames.com

CEO & founder : Cédric Littardi



Art & Editorial Director : Sébastien Rost

Project Manager & Game development: Nicolas Aubry ( SYNERGY GAMES)

Production Manager: Nicolas Aubry

Graphic Design: Vincent Diez

Miniatures by Geniuscast

www.dontpanicgames.com -  Dont Panic Games -  @DontPanicGames1

© SUNRISE. This product is licensed by SUNRISE, INC. to Anime Ltd - © DON'T PANIC GAMES 2019










POSSIBLE ACTIONS

- › Play a card and resolve its effects
- › Activate a character's abilities
- › Confront and capture criminals
- › Move
- › Purchase cards

END OF TURN

- › Discard the cards you played and still have in hand and draw 5 new cards
- › Move Vicious if required

CAPTURE

- › If a  or  space is empty, immediately capture the criminal
- › All players convert their corresponding Capture tokens into 
- › Cleanup the planet:
 - characters present all return to the Bebop for free
 - reset gauge to 1
- › Reveal 2 new Criminal cards

CRIMINAL REVEAL

- › Free planet: revealed criminal arrives
- › Planet occupied:

- › Gauge on 1 or 2:
 - +1 to the gauge



- › Gauge on 3:



- Criminal present escapes
- Planet cleanup
- Revealed Criminal arrives

VICIOUS

- › Movement deck: criminals discarded + unrevealed criminals
- › Moving Vicious:
 - › At the end of every turn in which Vicious loses a Resistance token
 - › By revealing a card from the Movement deck:
 - if same planet: +1 to the gauge [Vicious can't escape]
 - if different planet: Vicious moves [gauges don't change]

SEE YOU SPACE COWBOY !

BIG SHOT®

ALL RIGHTS RESERVED ACROSS THE GALAXY WITH PERMISSION FROM ISSP