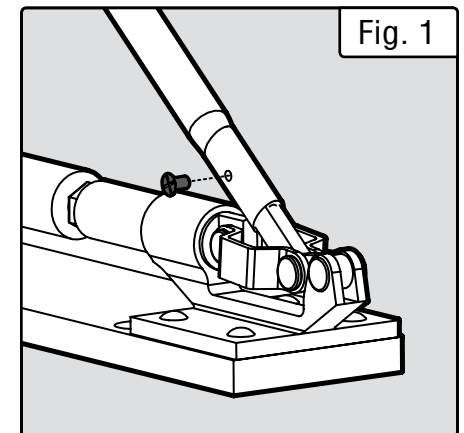
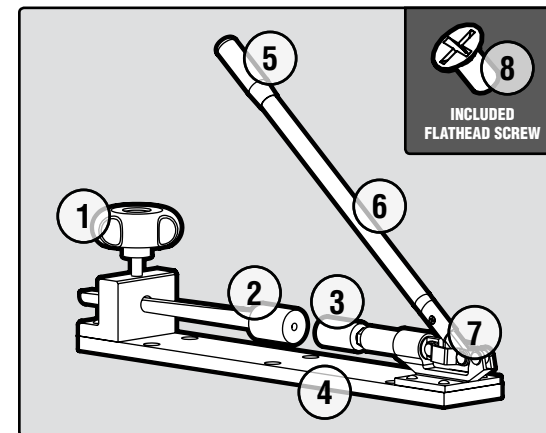




## PEN PRESS

### KNOW YOUR PEN PRESS

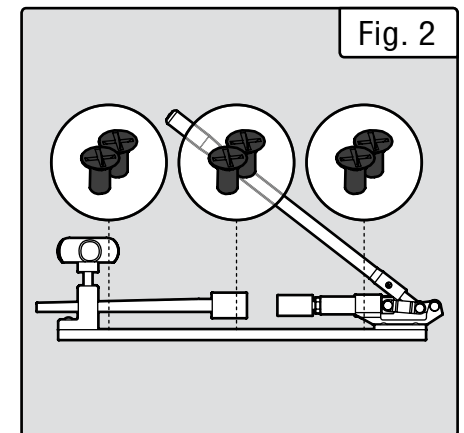


- |                    |                   |
|--------------------|-------------------|
| 1. Adjustment Knob | 5. Rubber Grip    |
| 2. Tip-End Rod     | 6. Handle         |
| 3. Press Cylinder  | 7. Toggle Clamp   |
| 4. Base            | 8. Flathead Screw |

### ASSEMBLING YOUR PEN PRESS

1. Affix the handle to the toggle clamp and secure with the included screw. (Fig. 1)

2. The pen press comes with mounting holes. This enables the pen press to be mounted onto a work surface for secure pressing. To do so, insert six M6 flathead screws (not included) into the mounting holes. (Fig. 2)



**NOTE:** The pen press does not need to be mounted and can be used simply by holding the base with one hand.

THANKS FOR  
REMEMBERING 

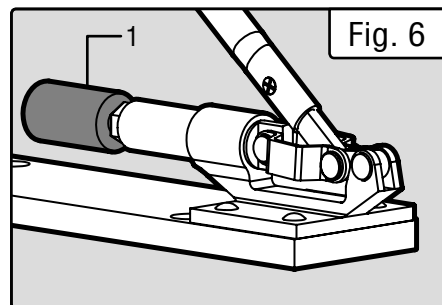
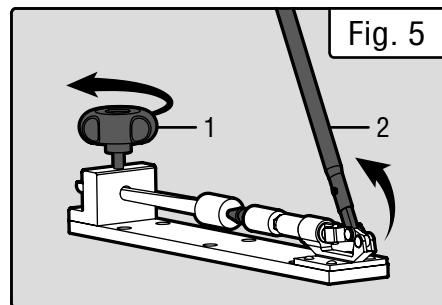
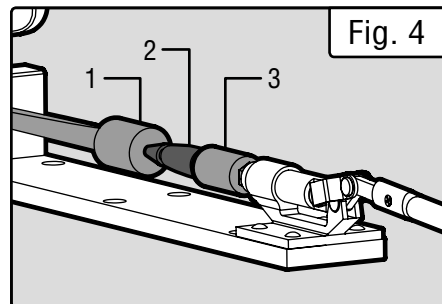
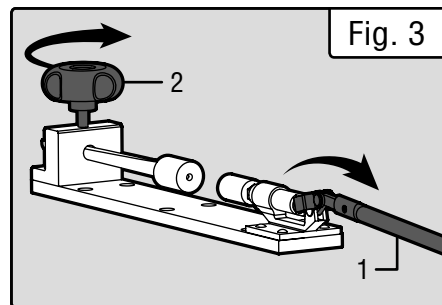
# INSTRUCTION MANUAL

## OPERATION

1. Move the handle (Fig. 3 - 1) to the back, unpressed position.
2. Loosen the adjustment knob (Fig. 3 - 2) so that the tip-end rod can be repositioned
3. Reposition the tip-end rod (Fig. 4 - 1) such that the tip (Fig. 4 - 2) is located within the tip locator cylinder and the back of the pen is against the press cylinder (Fig. 4 - 3).

**NOTE:** The tip of the pen can be further protected by placing a soft material such as felt or cork over the tip locator cylinder.

4. Insert the pen in between the two cylinders and lock the adjustment knob (Fig. 5 - 1) so that the tip-end rod cannot move.
5. Make sure the base is secure with either mounting screws or a hand. Pull the handle (Fig. 5 - 2) up to press the pen. Be gentle and do not force the handle. If there are issues with pressing the pen, try reassembling the pen to make all parts fit properly.
6. If the pen is not completely pressed, try using the micro-adjustment feature by rotating the press cylinder (Fig 6 - 1). After rotating the press cylinder, tighten the washer against the press rod to lock the micro-adjustment mechanism. Alternately, reposition the tip-end rod so that the distance in between the tip-end cylinder and press cylinder is smaller.
7. Repeat all steps until the pen is fully pressed together.



# WARRANTY

WEN Products is committed to building tools that are dependable for years. Our warranties are consistent with this commitment and our dedication to quality.

## LIMITED WARRANTY OF WEN PRODUCTS FOR HOME USE

GREAT LAKES TECHNOLOGIES, LLC ("Seller") warrants to the original purchaser only, that all WEN consumer power tools will be free from defects in material or workmanship during personal use for a period of two (2) years from date of purchase or 500 hours of use; whichever comes first. Ninety days for all WEN products if the tool is used for professional or commercial use. Purchaser has 30 days from the date of purchase to report missing or damaged parts.

**SELLER'S SOLE OBLIGATION AND YOUR EXCLUSIVE REMEDY** under this Limited Warranty and, to the extent permitted by law, any warranty or condition implied by law, shall be the replacement of parts, without charge, which are defective in material or workmanship and which have not been subjected to misuse, alteration, careless handling, misrepair, abuse, neglect, normal wear and tear, improper maintenance, or other conditions adversely affecting the Product or the component of the Product, whether by accident or intentionally, by persons other than Seller. To make a claim under this Limited Warranty, you must make sure to keep a copy of your proof of purchase that clearly defines the Date of Purchase (month and year) and the Place of Purchase. Place of Purchase must be a direct vendor of Great Lakes Technologies, LLC. Purchasing through third party vendors, including but not limited to garage sales, pawn shops, resale shops, or any other secondhand merchant, voids the warranty included with this product. Contact [techsupport@wenproducts.com](mailto:techsupport@wenproducts.com) or 1-800-232-1195 with the following information to make arrangements: your shipping address, phone number, serial number, required part numbers, and proof of purchase. Damaged or defective parts and products may need to be sent to WEN before the replacements can be shipped out.

Upon the confirmation of a WEN representative, your product may qualify for repairs and service work. When returning a product for warranty service, the shipping charges must be prepaid by the purchaser. The product must be shipped in its original container (or an equivalent), properly packed to withstand the hazards of shipment. The product must be fully insured with a copy of the proof of purchase enclosed. There must also be a description of the problem in order to help our repairs department diagnose and fix the issue. Repairs will be made and the product will be returned and shipped back to the purchaser at no charge for addresses within the contiguous United States.

THIS LIMITED WARRANTY DOES NOT APPLY TO ITEMS THAT WEAR OUT FROM REGULAR USAGE OVER TIME, INCLUDING BELTS, BRUSHES, BLADES, BATTERIES, ETC. ANY IMPLIED WARRANTIES SHALL BE LIMITED IN DURATION TO TWO (2) YEARS FROM DATE OF PURCHASE. SOME STATES IN THE U.S. AND SOME CANADIAN PROVINCES DO NOT ALLOW LIMITATIONS ON HOW LONG AN IMPLIED WARRANTY LASTS, SO THE ABOVE LIMITATION MAY NOT APPLY TO YOU.

IN NO EVENT SHALL SELLER BE LIABLE FOR ANY INCIDENTAL OR CONSEQUENTIAL DAMAGES (INCLUDING BUT NOT LIMITED TO LIABILITY FOR LOSS OF PROFITS) ARISING FROM THE SALE OR USE OF THIS PRODUCT. SOME STATES IN THE U.S. AND SOME CANADIAN PROVINCES DO NOT ALLOW THE EXCLUSION OR LIMITATION OF INCIDENTAL OR CONSEQUENTIAL DAMAGES, SO THE ABOVE LIMITATION OR EXCLUSION MAY NOT APPLY TO YOU.

THIS LIMITED WARRANTY GIVES YOU SPECIFIC LEGAL RIGHTS, AND YOU MAY ALSO HAVE OTHER RIGHTS WHICH VARY FROM STATE TO STATE IN THE U.S., PROVINCE TO PROVINCE IN CANADA AND FROM COUNTRY TO COUNTRY.

THIS LIMITED WARRANTY APPLIES ONLY TO ITEMS SOLD WITHIN THE UNITED STATES OF AMERICA, CANADA AND THE COMMONWEALTH OF PUERTO RICO. FOR WARRANTY COVERAGE WITHIN OTHER COUNTRIES, CONTACT THE WEN CUSTOMER SUPPORT LINE. FOR WARRANTY PARTS OR PRODUCTS REPAIRED UNDER WARRANTY SHIPPING TO ADDRESSES OUTSIDE OF THE CONTIGUOUS UNITED STATES, ADDITIONAL SHIPPING CHARGES MAY APPLY.