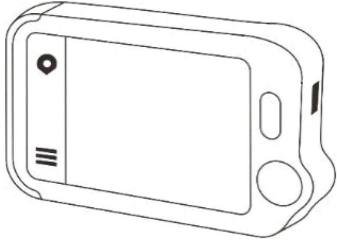


# User Manual



## Pulsebit EX

Personal ECG Tracker

### Customer Support:

Email: [Support@LookeeTech.com](mailto:Support@LookeeTech.com)

Facebook Messenger: Search "LookeeTech"

Register Product and Claim One-Year Warranty at  
[www.LookeeTech.com](http://www.LookeeTech.com)

### Disclaimer

It's not a medical device and should not be used for any medical purpose or any medical condition. This product is intended only for general wellness use.

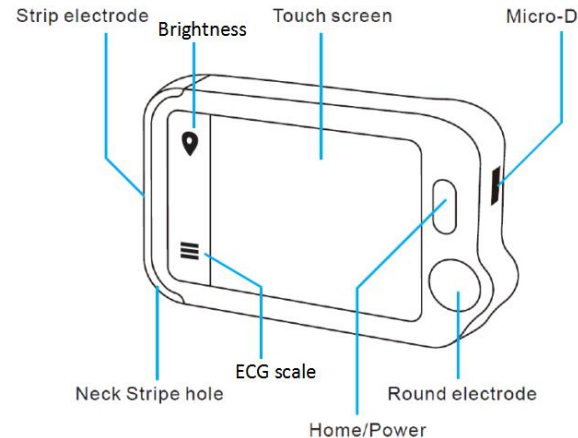
### Caution

This product is not for people wearing a pacemaker.

### Unpacking

Main Unit; Quick Guide; Charging & Data USB Cable  
ECG Cable; 5 sets Reusable ECG Electrodes, Carry Case

### About the main unit



### Charging

With the charging cable, connect the device to the USB port of personal computer (PC) or standard USB charging

adapter.

### Power ON/OFF

Press and hold the button for 1 second to power ON, Press and hold 3 seconds to power OFF.

It will turn off **automatically** if no measurement or operation.

### Important Setting

**User Mode:** Settings->Single User/Dual User

**ECG Length:** Settings->ECG Length, for 30s/60s/5 minutes

Note: only cable measure is supported in 5 minutes mode

### Check the Heart - Internal

- 1) Touch <HeartCheck> to start a measure, select MODE
- 2) Hold the device as MODE I or MODE II, keep still and wait until the process bar ended



MODE I (LEAD I)

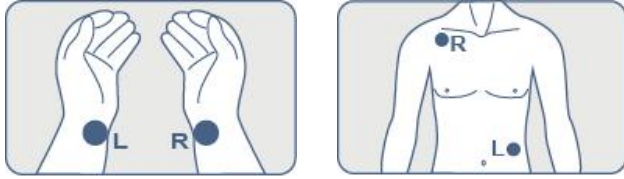


MODE II (LEAD II)

### Check the Heart - External (by cable)

- 1) Touch <HeartCheck> to start a measure, touch the icon at the bottom to switch to *External* mode.

- 2) Insert the ECG cable into the Micro D port, apply the reusable electrodes onto your body accordingly.



#### ★ Tips:

- Use MODE II if signal is too low in MODE I
- Moisten skin (area that touch electrodes) if too dry
- Rest hands on table or thigh and keep relax
- Use the cable when you have difficulty to get stable ECG with fingers

#### About Reusable Electrodes

Please cover the white protective paper back and seal the electrode pads into plastic bag after each use.

It's recommended to replace the electrodes every **50** measures. The performance of the electrode will decrease after an excessive use.

To purchase more electrodes, please visit [www.LookeeTech.com](http://www.LookeeTech.com).


#### Understand the Result

Heart Rate	The number of times your heart beats per minute calculated from the ECG. The reference range for adult is 60-100 beats per minute in resting condition and higher in fitness. Control your maximum heart rate during fitness or exercise to avoid overload of the heart.
ECG	An electrocardiogram (ECG) is a test that records the electrical activity of the heart. <b>Regular heart beat</b> - the recorded ECG is in a common regular pattern. <b>Irregular heart beat</b> - the recorded ECG is in an erratic pattern. It may be caused by overload of heart or other conditions.

#### Review the history records

You can review the history results and replay the recorded ECG waveforms in **History** menu.

Tap the arrow button on the left to scroll down/up the records list.

Tap the icon  can replay the ECG waveforms; and tap the arrow button on the left side to adjust the scale of waveform.

#### Work with PC App “Pulsebit Browser”

Download the latest version from:

<https://www.lookeetech.com/pages/downloads>

**Install** it on Windows PC. **To export data:**

- 1) Connect the device to PC with the USB cable

- 2) On device, Settings->To PC
- 3) Open the PC software, download data from the device  
With the PC software, you can view and print report, which can also be exported as PDF files.

#### Work with Mobile APP “ViHealth”

Install the latest APP “ViHealth” on your smartphone or tablet (Bluetooth supported) from App Store (iOS) or Play Store (Android).

- 1) Switch on the device Bluetooth in *Setting->Bluetooth*.
- 2) switch on the Bluetooth on your phone or tablet.
- 3) Run the APP, add the device in the APP. (don't pair the device in the phone Setting menu, only in the APP)
- 4) The data will be downloaded automatically.

#### Specifications

Size	88×56×13 mm
Weight	64 g (main unit)
Display	2.4" touch screen, color, backlit
Battery type	Rechargeable lithium-polymer battery
Battery run time	>500 checks
Charge time	2 -3 hours
Heart rate range	30 to 250 bpm
Storage	30s x 100, or 60s x 50, or 5mins x 10
User	Single or Dual
ECG length	30s, 60s, 5 minutes

Version: A

Model: PB-20