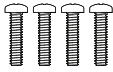


# QUADRATA DECORATIVE SQUARE LIGHT

## Installation Manual

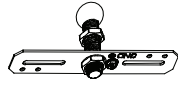
### COMPONENTS



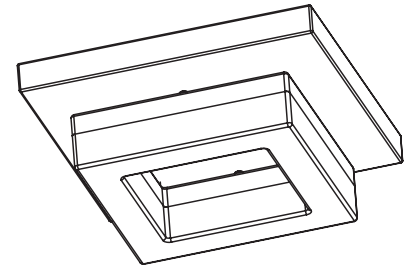
x4  
8-32  
Screw



x3  
Wire Nuts

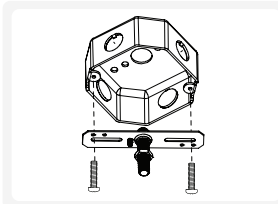


x1  
Mounting  
Bracket

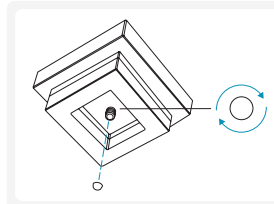


Please review all instructions carefully before proceeding.

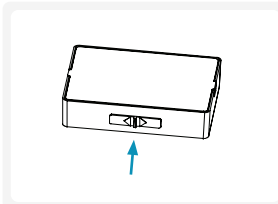
### EASY INSTALLATION FLUSH MOUNT



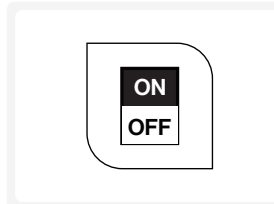
1. Turn off circuit breaker before installation.
2. Attach mounting bracket to junction box using two included 8-32 screws (2.5" - 3.75").



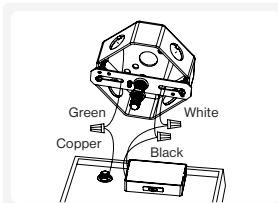
6. Tighten round bead onto center bolt of mounting bracket until fixture is securely flush with ceiling.



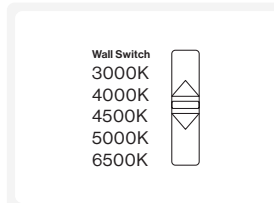
3. Set preferred color temperature using CCT switch on back of fixture.
  - Enable fixture's Chroma Cycle function to toggle between CCTs via wall switch.



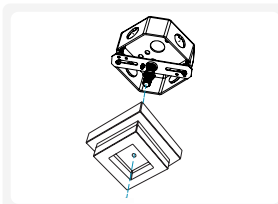
7. Turn on circuit breaker and finalize preferred CCT selection.




4. Feed down supply wires and connect to fixture wires using included wire nuts:
  - a. Black to Black (Live)
  - b. White to White (Neutral)
  - c. Copper to Green (Ground)
  - Tuck connected wires into junction box.



**CAUTION:** Turn off circuit breaker when switching between CCTs.



5. Align center hole of fixture with center bolt of mounting bracket.
  - Push up until fixture is aligned with ceiling and in desired orientation.



**NOTE:** If Chroma Cycle function is enabled, toggle between CCTs using wall switch by turning off fixture, waiting 3 seconds, then turning on.

### WARNING

**To reduce the risk of fire, electric shock, or physical injury:**

- Turn off circuit breaker before installing this fixture.
- This product should be installed by a person familiar with the construction and operation of the product and the hazards involved. Safety eyeglasses and gloves are recommended.
- Abide by related regional and local laws or regulations.
- Proper grounding is required to ensure safety.
- Do not cover the fixture with thermally insulating material.
- Check for shipping damage before installing. If the product is damaged, do not use it.
- Keep fixture away from corrosive substances.
- This fixture is damp rated. Suitable for indoor environments ranging from -4°F-122°F.
- Clean the fixture regularly to ensure proper operation. Do not clean with harsh solvents.
- Use safety precautions and abide by regional and local laws or regulations.
- This product is not compatible with occupancy sensors, timing devices, dimmers or photo controls.
- This product is not compatible with third party sensors.

### SPECIFICATIONS

Voltage	120V
Wattage	23W
Moisture Rating	Damp
Housing Material	Steel+PC
Weight	1.01 lbs
Warranty	7 years