

DC333D, DC335D & DC336D

Ceiling Fixture

Features

Housing:

- ◆ Die-formed Cold-rolled Steel
- ◆ Finish Option: -62 Satin Nickel

Optical:

- ◆ Shade: High Transmission Acrylic Create Excellent Light Distribution and Uniformity

Electrical:

- ◆ High Power Factor, Low THD

Lamp:

- ◆ Built-in LED: High Efficiency, High CRI, Binned and Mixed to Reach Uniform Light
- ◆ Color Temperature Option – 3000K, 4000K



Certifications:

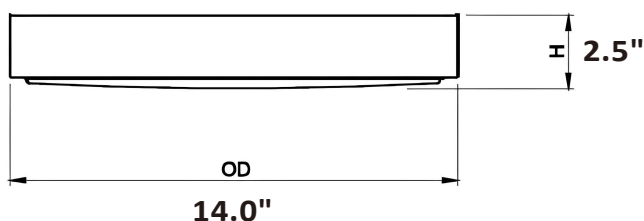
- ◆ ETL/cETL Listed, Suitable for Damp Locations

Warranty:

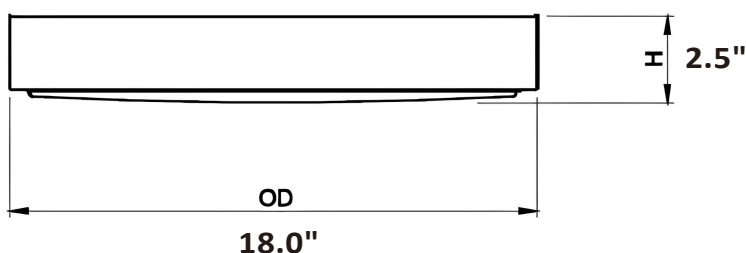
- ◆ 5 Years Warranty on Driver and LED Module

Dimensions

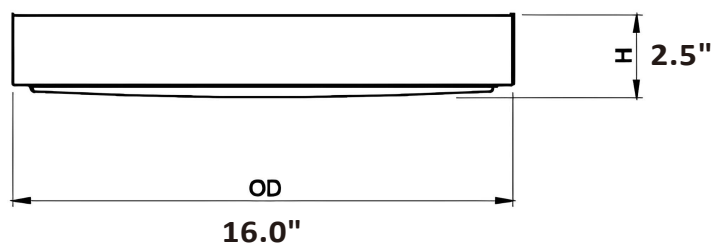
14 Inch Dimension



18 Inch Dimension



16 Inch Dimension



LED Type

Model	Input Voltage	Input Wattage	Lumen (Type) / CRI	CT	Finish	Shade	Dimension (OD X H)
DC336D-xxxxK-62	120V ~ 277V	17W	1100 / > 80	3000K or 4000K	Satin Nickel	Acrylic	14.0" x 2.5"
DC335D-xxxxK-62	120V ~ 277V	23W	1500 / > 80	3000K	Satin Nickel	Acrylic	16.0" x 2.5"
DC333D-xxxxK-62	120V ~ 277V	35W	2300 / > 80	3000K	Satin Nickel	Acrylic	18.0" x 2.5"