

WALL PACK (MWP10)



DESCRIPTION

Slim wall pack is available in 40W for a variety of applications including building perimeter, entrances, stairways and security lighting. MWP10 series of luminaires provides a low-profile architectural style with the power of bright, energy efficient LEDs. It has a rugged aluminum construction with multi-mount capabilities. 0° to +90° tilt adjustments. For a building that has a modern or futuristic look.

SPECIFICATION FEATURES

Construction

- Sealed die-casting profile for outdoor applications.
- Suitable for applications requiring 3G testing prescribed by ANSI C136.31.

Optics

- Single CCT 5000K is available for standard version.
- 5,300 Lumens.
- Tempered UV coated flat lens provide outstanding performance, uniformity, and glare control.

Electrical

- Standard drivers feature electronic universal voltage (120-277 50/60Hz) operation.
- 1-10V Dimming
- Greater than 0.9 power factor, less than 20% harmonic distortion, and is suitable for operation in -40°F to 104°F ambient environments.

Lifespan


- Estimated 50,000-hour LED lifespan based on IES LM-80 results and TM-21 calculations.

Certifications

- UL cUL wet location listed.
 - DesignLights Consortium™ Qualified.
- Note:** DesignLights Consortium™ Qualified and classified for DLC Standard (all lumen packages), refer to www.designlights.org for details.

Warranty

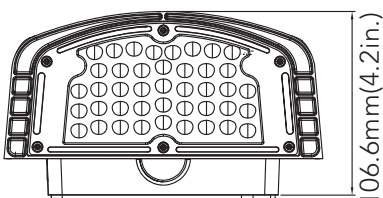
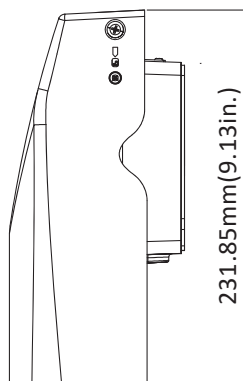
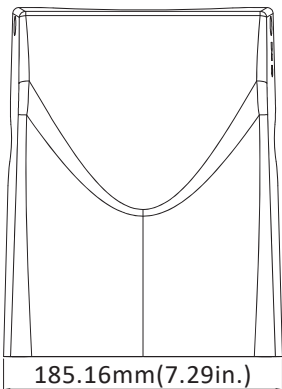
- Five-year warranty.



Head tilts to 90degree

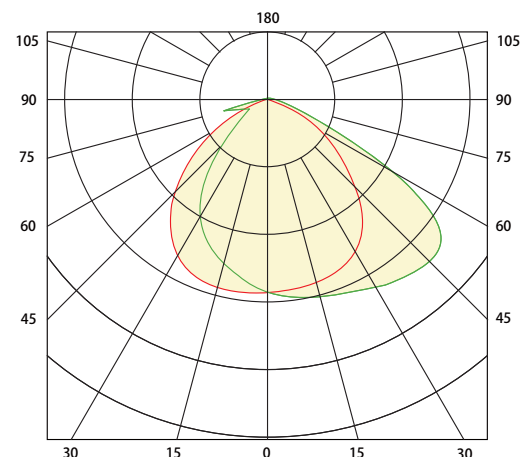
DIMENSIONS

unit: mm/inch



Net Weight:
40W: 3.968lb

PHOTOMETRICS





PERFORMANCE DATA

SYSTEM WATTS	VOLTAGE	CRI	LUMENS	LPW
40W	120-277VAC	70	5300lm	133 lm/w

ELECTRICAL DATA

Number of Drivers	Driver Current (mA)	Nominal Power (W)	Input Voltage (V)	Current (Amps)
1	640	40	120	0.33
		40	208	0.19
		40	240	0.17
		40	277	0.14