

SLIM INTEGRATED 6" DOWNLIGHT

Install this damp rated All in One Recessed LED 4" Slim Integrated Light in a few easy steps. Features durable, spring loaded brackets to hold the unit in place. The IC rated slim includes a J-Box; no can needed. Produces a 90° beam angle. A 100W equivalent, it consumes only 14W. The frosted cover on each of our Slims acts as a diffuser to soften edge shadows.

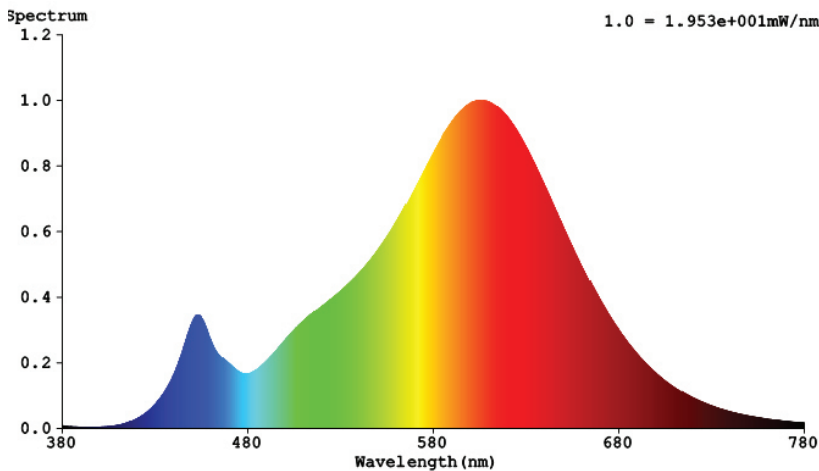
MODELS

DL_SLIJ6-14W-27K-#
DL_SLIJ6-14W-4K-#
DL_SLIJ6-14W-6K-#

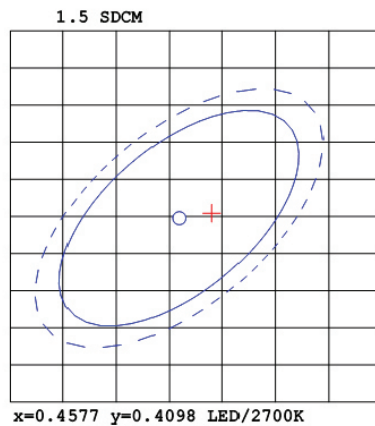
DL_SLIJ6-14W-3K-#
DL_SLIJ6-14W-5K-#

LIGHT DISTRIBUTION ANGLE

SPECTRUM DISTRIBUTION



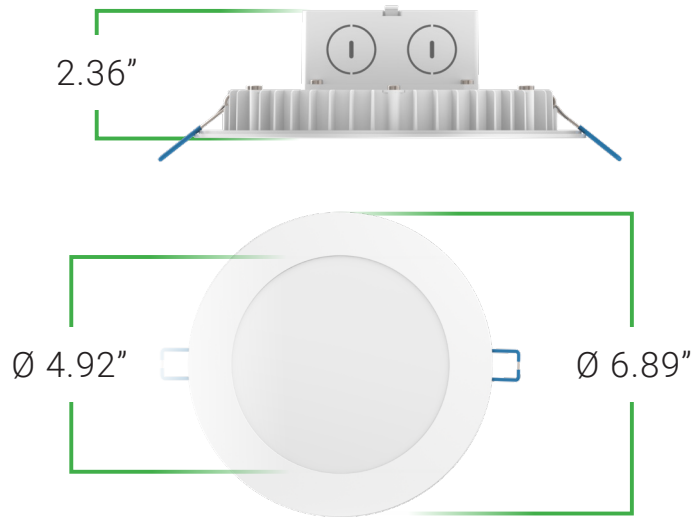
CIE1931 Chromaticity Diagram



CERTIFICATIONS



*No Energy Star certification for 2200K, 5500K, and 6000K



SPECIFICATIONS

Voltage	120V
Max Output Voltage	135V
Wattage	14W
Current	0.145A
Max Current	85mA
Power Factor	0.83

LIGHTING PERFORMANCE

Lumens	850
Equivalency	100W
Color Temperature	2700K-6000K
Color Rendering Index (CRI)	80
Beam Angle	90°
Dimmable	Yes
Efficiency (lm/w)	60.7
Frequency	60Hz

ENVIRONMENT

Operating Temperature	4°F to 104°F
Suitable for Damp Locations Ingress	Yes
IC Rated	Yes

CONSTRUCTION

Housing	Polycarbonate
Weight	0.53lbs
Wiring	Copper

LIFESPAN

Average Life (Hours)	35,000+
Warranty	7 years
Switching Time	>30,000