

LINEAR HIGH BAYS 2FT 110W

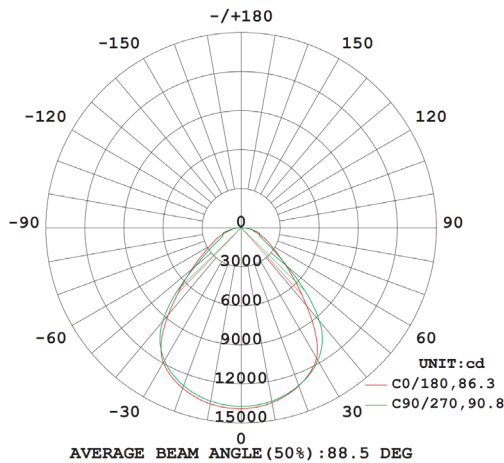
With a high luminous efficacy of 140lm/w, this instant on LED Linear High Bay is dimmable via 1-10V dimming. Hang from included chains for bright area light. It is suitable for dry or damp locations, such as warehouses, workshops, gymnasiums, or industrial spaces.

MODELS

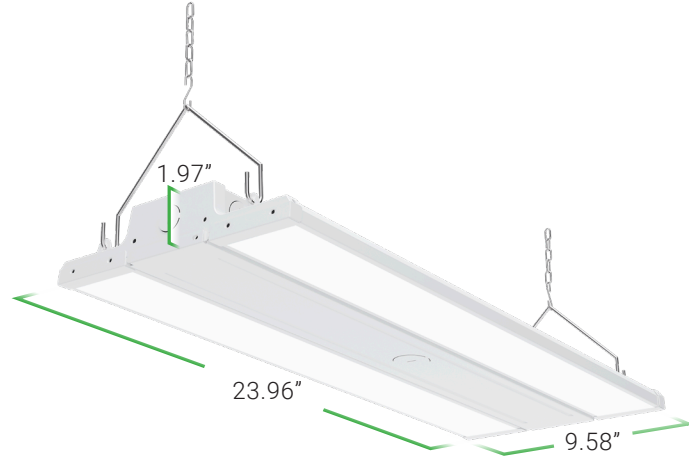
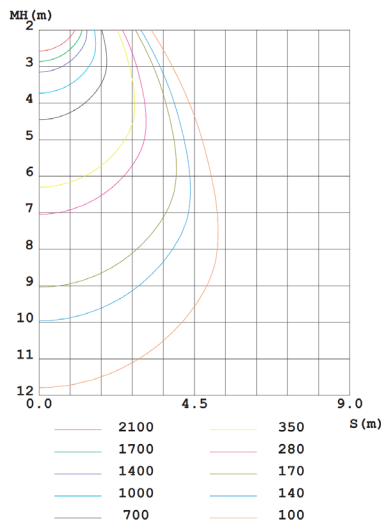
HB_L2-110W-5K-#

LIGHT DISTRIBUTION ANGLE

LUMINOUS INTENSITY DISTRIBUTION DIAGRAM



PLANE ISOLUX DIAGRAM (UNIT:1X)



SPECIFICATIONS

Voltage	120-277V
Wattage	110W
Current	1.008A
Power Factor	0.90

LIGHTING PERFORMANCE

Lumens	15,400
Equivalency	400W
Color Temperature (K)	5000K
Color Rendering Index (CRI)	>80
Beam Angle	110°
Dimmable	Yes 1-10V
Efficiency (lm/w)	140
Frequency	60Hz

ENVIRONMENT

Operating Temperature	-40°F to 113°F
Suitable Locations Ingress	Damp

CONSTRUCTION

Housing	Aluminum+PC
Weight	6.85lbs

LIFESPAN

Average Life (Hours)	50,000+
Warranty	10 years
Switching Time	>30,000

CERTIFICATIONS

