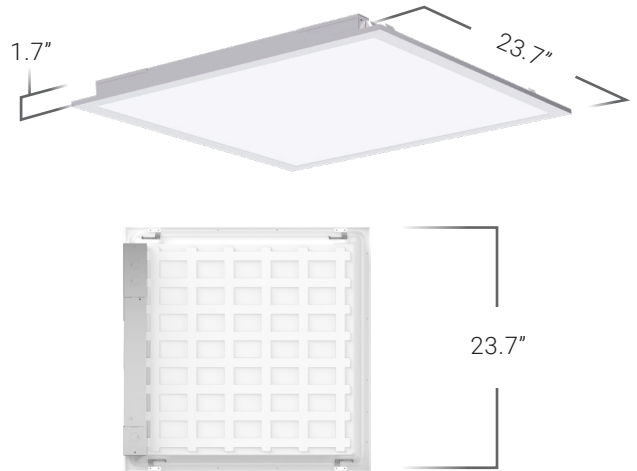


2X2 LED CEILING PANEL

Replace outdated fluorescent tubes with this low-wattage backlit LED panel. Dustproof and 0-10V dimmable, this fixture also includes flexible mounting brackets for recessed installation. Use it in standard 2x2 drop ceilings for optimal brightness in offices, warehouses, hallways, and more.

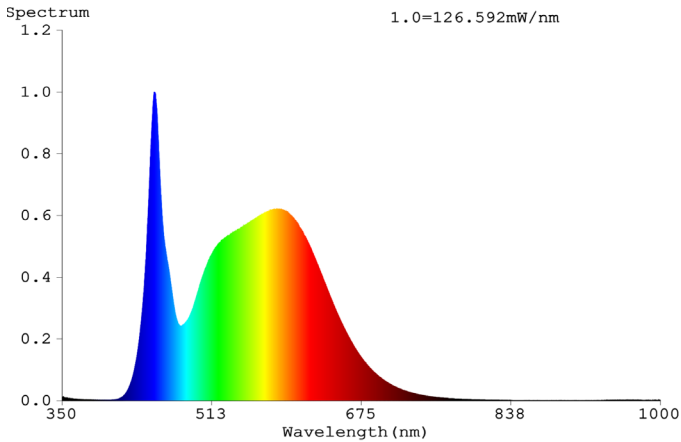
MODELS

PN_SM2x2-40W-4k-# PN_SM2x2-40W-5k-# PN_SM2x2-40W-6k-#

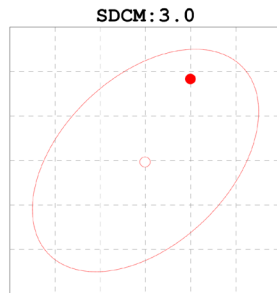


LIGHT DISTRIBUTION ANGLE

SPECTRUM DISTRIBUTION



LUMINOUS INTENSITY DISTRIBUTION DIAGRAM



NOTE: The curves indicate the illuminated area and the average illumination at different distances.

CERTIFICATIONS



SPECIFICATIONS

Voltage	100-277 VAC
Wattage	40W
Current	0.44A
Power Factor	0.9

LIGHTING PERFORMANCE

Lumens	4400
Equivalency	100W
Color Temperature	5000K
Color Rendering Index	80
Beam Angle	120°
Dimmable	0-10V
Efficacy (lm/w)	110
Frequency	50/60Hz

ENVIRONMENT

Operating Temperature	-40° F to 113° F
Moisture Rating	Damp Rated

CONSTRUCTION

Housing Material	SPCC+PC Lens
Weight	4lbs

LIFETIME

Average Lifetime	50,000 hrs
Warranty	7 Years