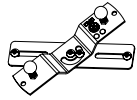


# ARCADIA 3-BULB CEILING LIGHT

## Installation Manual

### COMPONENTS




x1  
Mounting Bracket



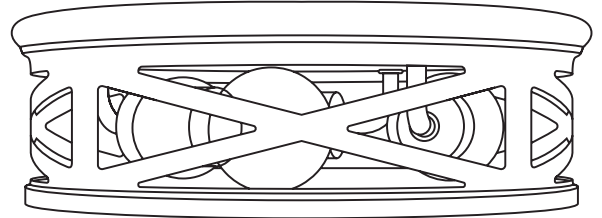
x3  
Wire Nuts



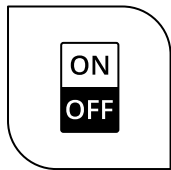
x2  
Screws



x3  
A19 Filament Bulbs

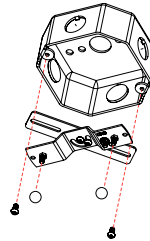


### EASY INSTALLATION Hardwire Installation with Bracket to Junction Box

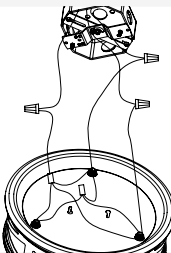


Turn Power OFF

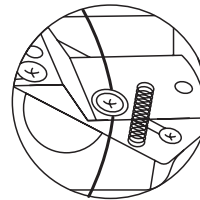
1. Turn off circuit breaker that provides power to light switch.
2. Run source wire from existing outlet to switch location, if needed.



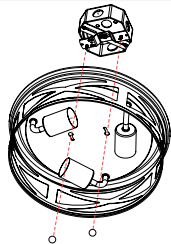
3. Install compatible junction box (not included).
  - Slot distance for junction box should be 1.65" - 3.54" (42mm-90mm)
4. Remove 2x ball nuts and their gaskets from mounting bracket.
5. Using 2x provided screws, install mounting bracket on junction box.




6. Feed supply wires through junction box.
7. Connect supply wires to fixture wires with included wire nuts.
  - Black to Black
  - White to White
  - Ground to Ground



8. Secure ground wires to mounting bracket under screw.
9. Tuck all wires into junction box.



10. Attach ceiling fixture to mounting bracket with ball nuts and gaskets.



11. Install three light bulbs with an E26 base.
12. Turn on circuit breaker and test light.

### WARNING

To reduce the risk of fire, electric shock, or physical injury:

- This product should be installed in accordance with regional and local laws or regulations by a person familiar with the construction and operation of the product and the hazards involved.
- Check for shipping damage prior to install. If the product is damaged, do not use it.
- Turn off the switch and circuit breaker before installing this light fixture.
- Proper grounding is required to ensure safety.
- This fixture is not suitable for wet environments.
- Do not install directly over a heat source (stove, etc.).
- This fixture should not be installed on a radiant heating ceiling or on the surface of combustible material, nor should this light be covered by flammable material.
- Use safety precautions. Safety eyeglasses and gloves are recommended.

### SPECIFICATIONS

Voltage	120
Frequency	60Hz
Moisture Rating	Damp
Housing Material	Steel
Warranty	5 Years
Dimmable	Compatible with dimmable bulbs