

Sunco

Lighting made better.

User Manual

5/6" Goof Ring (Black)

SKU: GR56_BK



support@sunco.com
(844) 334-9938



AMERICAN
COMPANY

Before You Start

Safety Information

To reduce the risk of fire, electric shock, or physical injury:

- Goof ring is not a toy.
- This product should be installed in accordance with the applicable installation code by a person familiar with the construction and operation of the product and the hazards involved.
- Abide by related regional and local laws or regulations.
- Check for damage during shipping prior to install. If product is damaged, do not use.
- Use safety precautions. Safety eyeglasses and gloves are recommended.

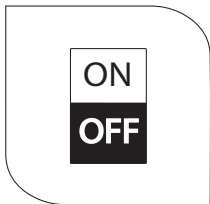


IMPORTANT: The Goof Ring can be painted to match décor; however, this will void the product warranty. Once painted, the Goof Ring cannot be returned for a refund.

Specifications

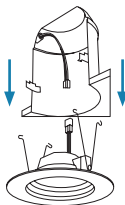
Color	Black
Housing Material	Polycarbonate
Weight	0.14lbs
Warranty	1 Year
Operating Temperature	-4°F-104°F
Suitable Location	Damp
Dimensions	Outer Diameter: 8.6", Inner Diameter: 6.2", Thickness: 0.12"

Installation Guide



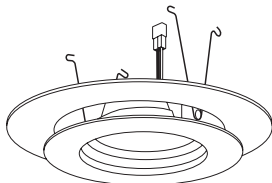
STEP 1

- a. Turn off power.
- b. For new construction install, skip to #3.



STEP 2

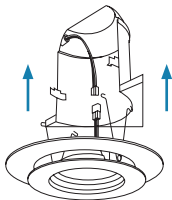
- a. Remove existing 5/6" recessed light from can housing and disconnect power (TP24 connector or E26 Adapter, as appropriate).
- b. Remove previous fixture. Fixture may be hot so allow time to cool after turning off power.



STEP 3

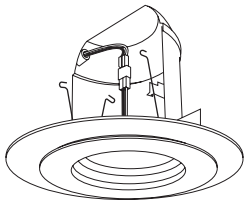
- a. Squeeze clips and slide Goof Ring onto lamp housing on back of 5/6" recessed light.
- b. Goof Ring will rest on top of the trim and can be repositioned as needed.

Installation Guide (Cont.)



STEP 4


- Reconnect the power to 5/6" recessed light (using TP24 connector or E26 adapter).
- Hook downlight spring clips into can.



STEP 5

- Push downlight up into can housing until secure.
- Gently slide the Goof Ring so it is centered and covers uneven ceiling.

Note: Goof Ring is held in place between recessed light and ceiling.



STEP 6

Turn power on.

Warranty Policy

This product is covered by our industry leading 7 year warranty.

It gets even better - scan the QR code for 2 extra years of protection!



←
Scan me for two extra years!

30 Day Return Policy

At Sunco we value our customers and stand by the quality and performance of our products.

If you are not completely satisfied with your purchase, we accept returns within 30 days of your purchase date.

Customer Service

Our Los Angeles team of lighting experts is here to assist you with all your needs! Contact us at:

Email:



support@sunco.com

Text or Call:



(844) 334-9938

6AM - 6PM PST Monday - Friday

Sunco

Lighting made better.

support@sunco.com
(844) 334-9938

REV1.0



AMERICAN
COMPANY