

powRparts.com

2019 Battery Parts & Accessories Catalog



Battery Repair Parts

Battery Handling Equipment

Battery Watering Systems

Battery Watering Accessories

Charger Repair Parts

Safety Equipment & Spill Products

Used Equipment

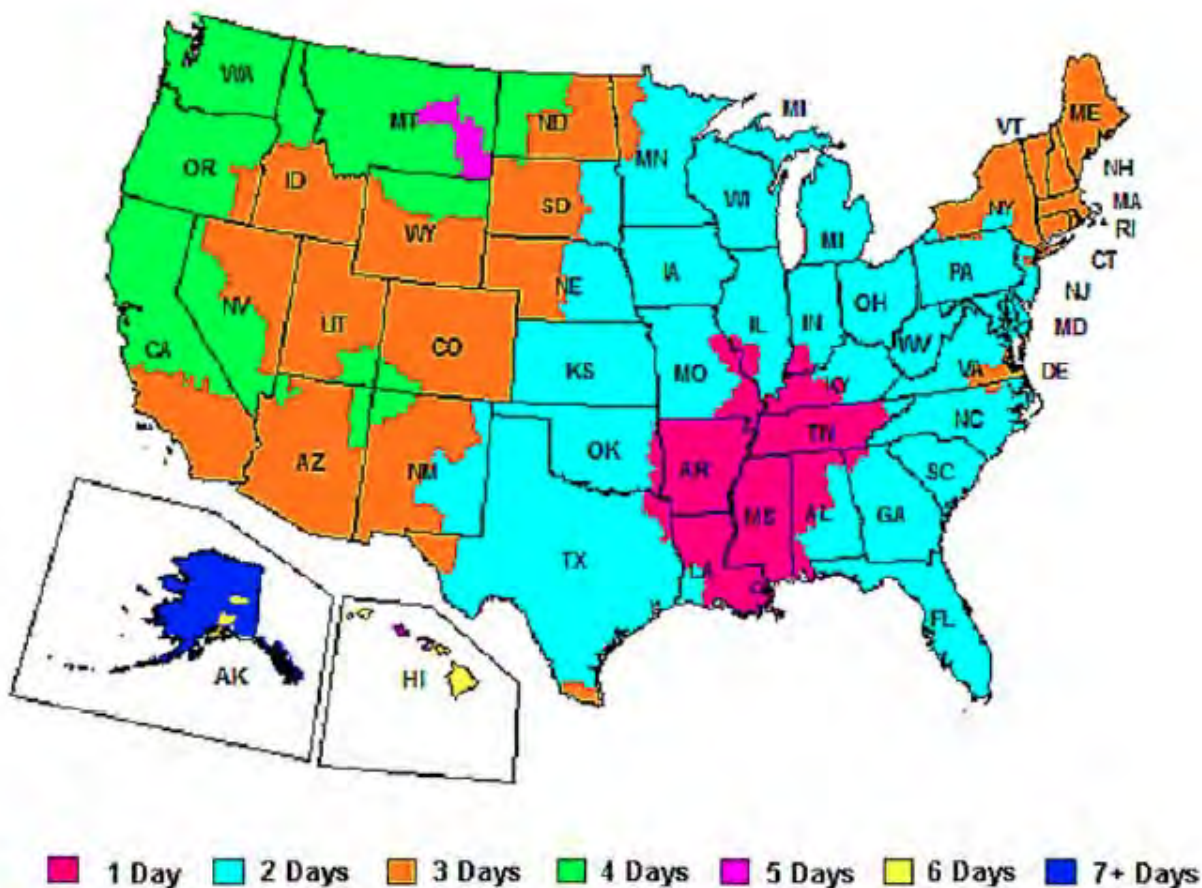
THE MOTIVE POWER ONLINE STORE

Phone: (888) 547-2115



www.powRparts.com

Established in 1993, powRparts.com has become a key distributor for nearly every major manufacturer in the motive power industry. Our 16,000 square foot facility is located in America's distribution center, Memphis, TN. We offer a wide range of products to meet all of your motive power needs, such as safety items to keep you compliant with OSHA regulations, watering accessories to reduce downtime, and battery handling equipment to simplify the ability to change out batteries.



Most items are in stock and all orders placed before 2:00 cst ship via FedEx Ground, same day.

Table of Contents

Battery Repair Parts

Battery Connectors	4
Battery Cables	9
Battery Replacement Cells	10
Battery Room Supplies	11
Battery Room Tools	15
Intercell Connectors and Shrouds	19
Vent Caps	20

Battery Handling Equipment

Accessories	21
Operator Aboard/Gantry Crane Systems	22
Transfer Carts	24

Battery Watering Systems

Philadelphia Scientific Stealth System	25
Philadelphia Scientific Injector System	28
Flow-Rite Millennium System	32
Flow-Rite Pro-Fill System (Golf Carts)	35
Battery Watering Technologies System	38

Battery Watering Accessories

Battery Watering Carts & Supplies	41
Battery Watering Guns	55
Deionizer Systems	56
Electrolyte Level Monitors	58

Charger Repair Parts

Charger Cable	59
Charger Parts	60
Fuses	62

Safety Equipment & Spill Products

Acid Absorber	63
Battery Cleaner	63
Neutralizing Conditioner	63
Safety Gear	64
Eye Wash Station	64

Used Equipment

UsedPower.com	65
---------------------	----

SB Battery Connectors



SB Connector- Complete w/ Tips

50 Amp	Color	Part Number
6 ga		6319
10-12 ga.		6319G1
175 Amp		
1/0		6325G1
1/0	Blue	6326G1
1/0	Red	6329G1
1/0	Yellow	6328G1
1/0	Orange	6327G1
350 Amp		
2/0		6320G1
3/0		6320G5
4/0		6320G2
2/0	Blue	6321G1
3/0	Blue	6321G5
4/0	Blue	6321G2
2/0	Red	6322G1
3/0	Red	6322G5
4/0	Red	6322G2
2/0	Yellow	6323G1
3/0	Yellow	6323G5
4/0	Yellow	6323G2
2/0	Orange	6400G1
3/0	Orange	6400G5
4/0	Orange	6400G2
2/0	Green	6324G1
3/0	Green	6324G5
4/0	Green	6324G2



Contact Tip Sets	Part Number
1/0	944
2/0	907
3/0	916
4/0	908



SB 175 Connector Housing	Part Number
	940
Red	949
Blue	941
Yellow	943
Orange	942



SB 350 Connector Housing	Part Number
	906
Red	913
Blue	912
Yellow	914
Orange	932
Green	931

SB Battery Connectors Accessories

Protective Cap



Protective Cap	Part Number
50 amp	126401
175 amp	126402
350 amp	126403

SB Safety Boots



SB Safety Boot	Part Number
50 amp Boot	126411
175 amp Boot	126412
350 amp Boot	126413

SB Connector Lockout



Connector Lockout	Part Number
175 amp	175- Lockout
350 amp	350- Lockout

175/350 Handle



Handle	Part Number
175 amp /350 amp	995

Connector Lockbox



Lockbox	Part Number
175 amp /350 amp	126207

Cable Clamp



Cable Clamp	Part Number
175 amp	945
350 amp	996G1

SBX Battery Connectors



Contact Tip Sets	Part Number
1/0	6384G1
2/0	6354
3/0	6355
4/0	6356

SBX Connector- Complete

	Color	Part Number
175 Amp		
1/0	Grey	6374G1
1/0	Blue	6375G1
1/0	Red	6379G1
350 Amp		
2/0	Grey	6345G1
3/0	Grey	6345G2
4/0	Grey	6345G3
2/0	Blue	6346G1
3/0	Blue	6346G2
4/0	Blue	6346G3
2/0	Red	6347G1
3/0	Red	6347G2
4/0	Red	6347G3



Auxiliary Contact Kit	Part Number
175 amp /350 amp	6344



SBX 175 Connector Housing	Part Number
Grey	6380G1
Red	6385G1
Blue	6381G1



SBX 350 Connector Housing	Part Number
Grey	6350
Red	6352
Blue	6351

SBX Battery Connectors Accessories

SBX Safety Boots



SBX Safety Boot	Part Number
175 amp Boot	126416
350 amp Boot	126417

SBX Extraction Tool



Extraction Tool	Part Number
175 amp	969P1
350 amp	970P1

Connector Lockbox



Lockbox	Part Number
175 amp /350 amp	126207

175/350 Handle



Handle	Part Number
175 amp /350 amp	995

Manual Release Handles



Handle	Part Number
Charger/Truck Half	994G1
Battery Half	993G1

Cable Clamp



Cable Clamp	Part Number
175 amp	945G2
350 amp	911G2

DIN Battery Connectors & Accessories

Male Connector with Handle and Tips



Female Connector with Handle and Tips



Amp	Part Number
160 amp/ 50 mm	A16450-1049
320 amp/ 70 mm	A32470-1049
320 amp/ 95 mm	A32495-1049

Amp	Part Number
160 amp/ 50mm	A16550-1049
320 amp/ 70 mm	A32570-1049
320 amp/ 95 mm	A32595-1049

Manual Release Handles



Handle	Part Number
Charger/Truck Half	994G4
Battery Half	993G4

DIN Handle



Handle	Part Number
DIN Handle	320-8

DIN Handle and Latching Kit



Handle	Part Number
DIN Handle Kit	127205

Main Contact Tips



Pin	Part Number	Socket	Part Number
50 mm	320-1050	50 mm	320-1150
70 mm	320-1070	70 mm	320-1170
95 mm	320-1095	95 mm	320-1195

Auxiliary Contact Tips



Aux. Tip	Part Number
6 mm pin	160-12
6 mm socket	160-13
4 mm pin	160-14
4 mm socket	160-15

Battery Cables



Single Straight Leadhead Battery Cable

180° Leadhead		
1/0	S10180-B	S10180-R
2/0	S20180-B	S20180-R
3/0	S30180-B	S30180-R
4/0	S40180-B	S40180-R



Single Offset Leadhead Battery Cable

90° Leadhead		
1/0	S1090-B	S1090-R
2/0	S2090-B	S2090-R
3/0	S3090-B	S3090-R
4/0	S4090-B	S4090-R



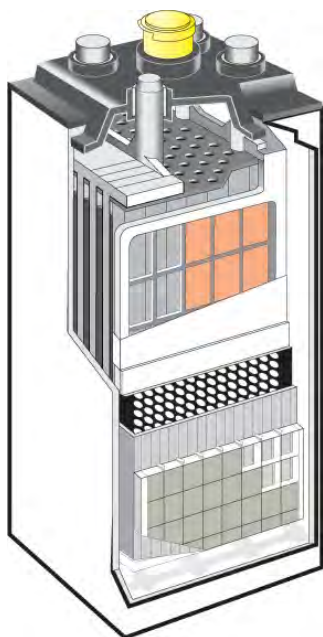
Double Leadhead Battery Cable

3.00" Center to Center		
1/0	10390-B	10390-R
2/0	20390-B	20390-R
3/0	30390-B	30390-R
4/0	40390-B	40390-R

3.75" Center to Center		
1/0	1037590-B	1037590-R
2/0	2037590-B	2037590-R
3/0	3037590-B	3037590-R
4/0	4037590-B	4037590-R

All battery cables are 5 ft. in length.

Replacement Battery Cells



Part Number	Trayed Cell Weight	A.H. Cap 6 Hour Rate	KWH Cap Per Cell
85-7	48	255	0.49
85-9	60	340	0.66
85-11	73	425	0.82
85-13	81	510	0.99
85-15	94	595	1.15
85-17	111	680	1.32
85-19	123	765	1.48
85-21	136	850	1.65
85-23	148	935	1.81
85-25	161	1020	1.98
85-27	174	1105	2.14

125-11	98	625	1.21
125-13	116	750	1.46
125-15	134	875	1.70
125-17	151	1000	1.94
125-19	176	1125	2.18

Battery Room Supplies

Safety Glasses



Type	Part Number
Clear	120101

Technician Gloves



Size	Part Number
Medium	510361
Large	510362
Extra Large	510363

Rechargeable LED Flashlight



Type	Part Number
LED	604200

Black Battery Reconditioner



Type	Part Number
Black	510440

Battery Cleaner



Type	Part Number
Cleaner w/ Acid Detection	510430

Battery Maintenance Kit



Type of Battery	Part Number
Top Post & Side Terminal (Clear)	510900
Top Post & Side Terminal (Red)	510901
Group 31 Stud Terminal	510902

Battery Room Supplies (cont.)

Battery Corrosion Preventative



Type	Part Number
Aerosol—White	510410
Aerosol—Red	510400
Brush on 8oz.	6023

Leak Detecting Spray



Type	Part Number
Red when Acid Present	510155

Neutra-Clean Industrial battery Cleaner



Type	Part Number
(4) quart bottles w/ sprayer	2500-Q4
(12) quart bottles w/ sprayer	2500-Q
5 gallon pail	2500-5

Neutralizing Conditioner



Type	Part Number
(2) 1 gallon jugs	2001-G2
(1) 5 gallon pail	2001-5

Battery Terminal Wipes



Type	Part Number
30 wipes w/ container	510148

Industrial Battery Cleaner



Type of Battery	Part Number
(1) 32oz. Bottle	510145-001
(4) 32oz. Bottles	510145-004
(12) 32oz. Bottles	510145-012
(1) 5 Gallon Pail	510140-005

Battery Room Supplies (cont.)

Hydrometer



Type	Part Number
Plastic barrel hydrometer (1100-1300 specific gravity)	09HYCT

Lead Bar



Size	Part Number
12" length 1 lb.	031-11-01

Battery Acid Floor & Counter Mat



Type	Part Number
3' x 50' roll	510170-050

Pink Heavy Duty PigMat



Color	Part Number
Pink	MAT309

Gray Extreme Duty PigMat



Color	Part Number
Gray	MAT2102

Black Silicone Tape



Color	Part Number
Black	507110

Battery Room Supplies (cont.)

Heat Shrinkable Tubing



Type	Part Number
3/4" red	HS-34-R
3/4" black	HS-34-B
1" red	HS-1-R
1" black	HS-1-B

Heat Shrink Tube Kit



Type	Part Number
Black dual wall	506390
Red/Black dual wall	506391
Red/Clear splice tube	506790
Black single wall	506590

PVC Electrical Tape



Type	Part Number
10 pack	507101

Acid-Resistant Cable Tie



100 pack	Part Number
8" w/ 50lb. Strength and 2" Bundle diameter	502260
14" w/ 30lb. Strength and 3.5" Bundle diameter	502261

Nylon Split Loom



Size	Part Number
1/4" x 25ft	505101
3/8" x 25ft	505102
1/2" x 25ft	505103
5/8" x 25ft	505104
3/4" x 25ft	505105
1" x 25ft	505106
1 1/4" x 25ft	505107

Polyethylene Split Loom



Size	Part Number
1/4" x 50ft	505201
3/8" x 50ft	505202
1/2" x 50ft	505203
5/8" x 50ft	505204
3/4" x 50ft	505205
1" x 50ft	505206
1 1/4" x 50ft	505207
1 1/2" x 50ft	505208

Battery Room Tools

Digital Volt Meter



Type	Part Number
6v and 12v batteries	164901

Tubing Cutter



Type	Part Number
Cutter	FLT-093

Post Saver Drill Bit



Type	Part Number
Standard Duty	9942
Heavy Duty	9942-HD

Lead Head Post Mold



Type	Part Number
Mold	213900

Heat Gun



Type	Part Number
Commercial	4271-001
Industrial	4272-001

Cable Stripper



Type	Part Number
Stripper	4215-001

Battery Room Tools (cont.)

Cable Cutters (Large, Imported)



Type	Part Number
Large Cutters	50162

Heavy Duty Cable Cutter



Type	Part Number
250 MCM Hand Held	4285
250 MCM Bench Mount	4285M
500 MCM Hand Held	4287
500 MCM Bench Mount	4287M

Cable Cutter (Hand Held, Imported)



Type	Part Number
Hand Held	14009

Cable Cutter (Hand Held)



Type	Part Number
Hand Held	4275-001

Punch Crimper



Type	Part Number
26" Punch Crimper	50106

Hex Crimper



Type	Part Number
Hex Crimp Jr. 15"	50101
Hex Crimp Sr. 25"	50102

Battery Room Tools (cont.)

Hammer Crimper



Type	Part Number
Hammer Crimp	4266

Hex Crimper



Type	Part Number
Hand Held	4255-001
Hand Held w/ ratchet	4255-001R
Bench Mount	4255-001M
Bench Mount w/ ratchet	4255-001MR

Heavy Duty Ratchet Crimpers



Type	Part Number
PVC Terminals	420189
OEM Terminals	420188
Guardian Terminals	420187

Power Pull Tip Extraction Tool



Type	Part Number
Tip Extractor	H-7011

175 amp Tip Extraction Tool



Type	Part Number
SBE/SBX 175 amp	969P1

350 amp Tip Extraction Tool



Type	Part Number
SBE/SBX 350 amp	970P1

Battery Room Tools (cont.)

Wire Stripper



Type	Part Number
21-10 gauge wire	420190

Wire Loom Cutting Tool



Type	Part Number
Loom & Tubing cutter	505900

Heavy Duty Cutter / Crimper



Type	Part Number
Cutter / Crimper	420183

Angled Battery Pliers



Type	Part Number
Angled Pliers	120194

Cutter / Stripper with Pliers



Type	Part Number
Cutter / Stripper	420186

Electrician's Wire Stripper



Type	Part Number
Auto Stripper	420192

Intercell Connectors and Shrouds

Intercell Connectors



Size	Part Number
3" ICC	043-11-01
3 1/8" ICC	044-11-01
3 1/2" ICC	048-11-01
5" ICC	056-11-01

Intercell Connector Cover



Part Number	DIM. (ID)
SH2	5.16"
SH4	6.58"
SH5	7.31"
SH6	4.75"
SH9	12.25"
SH10	13.25"
SH12	14.90"
SH15	16.50"

Double Post Terminal Shroud



Type / Color	Part Number
Double Post Red	D375U90R
Double Post Black	D375U90B

Single Post Terminal Shroud



Type / Color	Part Number
Single Straight red	S100SR
Single Straight black	S100SB
Universal 90 red	S100U90R
Universal 90 black	S100U90B

Industrial Battery Vent Caps

Standard Vent Cap



Color	Part Number
Yellow	1050-Y
White	1050-W

Water Miser Vent Cap



Type	Part Number
Short—17 plate or larger	2000
Tall—15 plate or smaller	2000C

Econ-O-Flip Vent Cap



Type	Part Number
Short—17 plate or larger	2050
Tall—15 plate or smaller	2050C

Low Profile Flip Top Vent Cap



Type / Color	Part Number
Push-in / Black	VCFT-FRC

Push-In Vent Cap



Type / Color	Part Number
Push-in / Black	2075

Battery Handling Accessories

Battery Lifting Beam



Type	Part Number
6000 lb Capacity	BLB-6000

Fork Attachment



Type	Part Number
Fork Attachment	FA-6

Charger Wall Brackets



Type	Part Number
Wall mount	CWB

Battery Roller Stand



Battery Roller stands come in 15", 18", 21", 24", 27", 30", 33", and 36" rollers with 2 and 3 compartment options.

Charger Floor Stand



Type	Part Number
24" wide	CS-24
36" wide	CS-36
72" wide	CS-72

Battery Service Stand



Type	Part Number
15" Rollers	BSS-15
18" Rollers	BSS-18
21" Rollers	BSS-21
24" Rollers	BSS-24
30" Rollers	BSS-30

Battery Handling Operator Aboard System



Contact us about your Battery Handling needs. We offer wide ranges of systems from single level up to quad stack systems. Each operator aboard battery extraction system is custom designed to meet the customers wants and needs.

Features & Benefits

- Heavy-duty steel frame
- Low maintenance design reduced preventative maintenance intervals
- No exposed components for added safety
- Durable, powder coat epoxy finish resists acid and scratches
- Manual control of hydraulics for easy operation
- Quiet running dual floor drive system provides positive traction on wet or dry surfaces.
- Four lift cylinders with four-point equalization assures smooth and level vertical movement of roller bed.
- Hydraulic rollers for easy battery transfer

Battery Handling Gantry System



Gantry Cranes provide safe and easy vertical extraction for most standard lift truck batteries. Gantry systems work well for customers that do not have side extraction option on their current forklifts but still need to change out batteries. This system is expandable as your business grows.

Features & Benefits

- Provide for a safe and easy vertical extraction for most standard lift truck batteries
- Modular design allows for easy system expansion
- A Variety of beam spans and capacities are available for specific applications
- Large swivel casters are standard to allow for easy mobility of the entire gantry crane
- High 10' under beam clearance is standard on all units
- Cable festoon kit keeps cables secure during operation of manual trolley

Battery Transfer Carts & Carriages



Automatic Transfer Carriage attaches to an existing pallet jack truck. This can help a customer efficiently change out batteries. Standard industrial components are utilized in the design allowing for local parts availability. While simple center mounted controls allow for easy operation from left, right or rear of changer. Ten rollers are standard and help with wear and load distribution.

Walkie Transfer Carriage has a heavy-duty frame construction built to handle today's demanding environments. Easily mountable to a powered pallet jack. Large 2.4" diameter rollers are standard on WTC's. The hand wheel makes the job easier for push / pull of the extractor arm.



Battery Transfer Carriage provides safe and easy, low cost battery handling extraction. Versatile standard adjustment allows battery extraction from most battery compartments. The BTC comes with many options ranging from all manual to all electric components making it customizable to customer wants and needs.

Philadelphia Scientific Stealth System



Stealth system	Part Number
12 cell (24v)	FLT-K12
18 cell (36v)	FLT-K18
20 cell (40v)	FLT-K20
24 cell (48v)	FLT-K24
40 cell (80v)	FLT-K40

Slim system	Part Number
12 cell (24v)	FLT-KS12
18 cell (36v)	FLT-KS18
20 cell (40v)	FLT-KS20
24 cell (48v)	FLT-KS24
40 cell (80v)	FLT-KS40

- One size fits all:** Multiple float valve sizes are not needed, and all cells are filled to the appropriate level.
- Instant tubing installation:** Unique push-fit tubing ports make tubing installation fast, easy and secure. Secure tubing by simply pushing tubing into ports. Tubing is released by pushing on the white collar piece.
- No barbed fittings to break:** Push-fit tubing connections eliminate the problems associated with barbs breaking off.
- Lowest profile:** At only 0.6 inches/15mm high, it is the lowest profile float valve watering system on the market.
- Wide range of operating pressure:** it operates with a pressure range of 3 to 45 psi / 0.2 – 3.0 BAR
- Snap-fit base:** just snap the float valve into the vent well - no separate adapter is required. The valve can rotate for easy tube alignment.
- Abuse-resistant tubing:** The system's tubing resists kinks or crushing. With a small bend radius, it fits even the smallest cells easily, including 5 and 7 plate batteries.
- Integrated float guard:** This protective design eliminates the risk of moss-shield interference with the float.
- Highly visible fill level indicator:** The indicator is visible from the top and side.

Stealth System Repair Parts

Input Coupling Tee



Description	Part Number
Input Coupling Tee	FLT-010

Tubing Cutter



Description	Part Number
Tubing Cutter	FLT-093

Input Filter w/ Collar



Description	Part Number
Input Filter w/ Collar	FLT-020

Input Coupling & Filter Assy.



Description	Part Number
Input Coupling & Filter Assy	FLT-027

End Plug



Description	Part Number
End Plug	FLT-029

DIN Vent Adapter



Description	Part Number
DIN Vent Adapter	FLT-030

All items can be purchased individually or in bulk.

Stealth System Repair Parts (cont.)

Input Coupling



Description	Part Number
Input Coupling	FLT-068

Deionizer/Injector Supply Adapter



Description	Part Number
Deionizer/ Injector Supply Adapter	FLT-070

1/4" OD Tubing



Description	Part Number
1/4" Tubing	FLT-072

Stealth Valve



Description	Part Number
Stealth Valve	FLT-L1
Slim Valve	FLT-LS1

Collar Installation Tool



Description	Part Number
Collar Installation Tool	INJ-601

Gripper



Description	Part Number
Gripper	ACC-071

All items can be purchased individually or in bulk.

Philadelphia Scientific Injector System





SPW system	Part Number
6 cell (12v)	INJ-S6
12 cell (24v)	INJ-S12
18 cell (36v)	INJ-S18
20 cell (40v)	INJ-S20
24 cell (48v)	INJ-S24

- Very fast operation:** An average industrial truck battery can be filled, with precise level control, in less than 15 seconds. Yet the system is gentle. The secret is parallel filling, made possible by the unique low-friction tubing and pressurized water supply.
- Compact:** A very low profile allows fitting on to almost any battery. Injectors can snap in and out to allow inspection of electrolyte levels and specific gravities.
- Rugged:** Tough enough to survive impacts, abuse and extremes of battery temperatures. There are no exposed parts to break off even when an Injector is removed from a cell. This makes the Water Injector System ideal for rapid or opportunity charge applications.
- True level sensing mechanism.** Needs no submergence to sense level as a float does. Can work right down to the top of the separators. Will not fail if it touches cell components.
- The only single point watering system to allow convenience filling.** The Water Injector System has the unique ability to be used to fill a battery regardless of state of charge. In conventional charging applications, the Water Injector System is precise enough to allow filling before or after charge. For rapid or opportunity charge applications watering should only be done after the weekly equalization charge.
- No-freeze tubing:** The surplus water drains from the tubing into cells after filling is complete. This makes the system perfect for use in cold storage facilities and other freezing environments.
- 2-Stage Filtration:** In addition to the filter screen in the water tubing, each Injector has its own individual filter.
- 5 Year warranty:** Philadelphia Scientific warrants its Water Injectors against defects in materials and workmanship for a period of 5 years from the date of sale by Philadelphia Scientific.

Can be ordered pre-punched or semi-assembled.

Philadelphia Scientific Injector Spider System



The Water Injector *Spider* System was designed for all batteries, but is ideal for small batteries (5, 7 & 9 plate cells) where traditional single point watering systems are hard to fit. It is also perfect for self-installation where the battery size or layout is not known in advance and is a convenient alternate to our Semi Assembled option. It is convenient to keep in the shop or on a service van for last minute installations.

The Water Injector *Spider* System is every bit an Injector - it delivers the legendary speed of fill and reliability of the standard Water Injector System, but employs many convenience features in its design. Small diameter flexible tubing (that is crush and kink resistant) makes fitting onto a crowded battery top easy, push fit tubing ports allow for quick and easy installation, and the central manifold can be tied down on the battery top to prevent pulled tubing problems. The system must be used with our factory authorized Injector Water Supplies to ensure proper performance and our famous 15-second fill.

SPW system	Part Number
6 cell (12v)	INJ-LP6
12 cell (24v)	INJ-LP12
18 cell (36v)	INJ-LP18
20 cell (40v)	INJ-LP20
24 cell (48v)	INJ-LP24

Spider/Injector System Repair Parts

Tubing Cutter



Description	Part Number
Tubing Cutter	FLT-093

1/4" OD Tubing



Description	Part Number
1/4" Tubing	FLT-072

1/2" OD Tubing



Description	Part Number
1/2" Tubing	INJ-198

Tape, Installation



Description	Part Number
Tape	INJ-202

Ratchet Clamp



Description	Part Number
Ratchet Clamp	INJ-212

Tubing Punch



Description	Part Number
Tubing Punch	INJ-311

Repair Coupling w/Collar



Description	Part Number
Repair Coupling	INJ-465

Collar Installation Tool



Description	Part Number
Collar Installation Tool	INJ-601

Collar



Description	Part Number
Collar	INJ-608

All items can be purchased individually or in bulk.

Spider/Injector System Repair Parts (cont.)

Wye Fitting w/ Collar



Description	Part Number
Wye Fitting	INJ-615

Spider 6-Port Manifold



Description	Part Number
Manifold	INJ-670

ClampLock Injector



Description	Part Number
ClampLock Injector	INJ-CL1

Quick-Connect



Description	Part Number
Quick Connect	INJ-CP

Flow Checker



Description	Part Number
Flow Checker	INJ-FC

Water Injector



Description	Part Number
Injector	INJ-L1

Spider Injector



Description	Part Number
Spider Injector	INJ-LP1

Terminating Injector



Description	Part Number
Terminating Injector	INJ-TL1


Quarter Turn Wrench



Description	Part Number
1/4 Turn Wrench	INJ-WR

All items can be purchased individually or in bulk.

Flow-Rite Millennium Evo SPW System



The Millennium Evo Battery Watering System makes the difficult task of watering industrial batteries elementary. It consists of automatic shut-off valves, interconnected with tubing, that replace the existing vent caps. A quick coupling allows the system to be connected to a water supply. Once connected, water flows into each cell until it reaches the correct level. A flow indicator built into the water supply tells the operator when filling has been completed. The entire process takes just 30 seconds per battery.

SPW System	Yellow	Black	Red	White
12 cell (24v)	BK-1C0-101-512	BK-1C0-201-512	BK-1C0-301-512	BK-1C0-401-512
18 cell (36v)	BK-1C0-101-518	BK-1C0-201-518	BK-1C0-301-518	BK-1C0-401-518
20 cell (40v)	BK-1C0-101-520	BK-1C0-201-520	BK-1C0-301-520	BK-1C0-401-520
24 cell (48v)	BK-1C0-101-524	BK-1C0-201-524	BK-1C0-301-524	BK-1C0-401-524
40 cell (80v)	BK-1C0-101-540	BK-1C0-201-540	BK-1C0-301-540	BK-1C0-401-540

SPW System	Gray	GNB (Before May '12)	GNB (After May '12)
12 cell (24v)	BK-1C0-501-512	BK-GNBSh-512	BK-1C0-G00-512
18 cell (36v)	BK-1C0-501-518	BK-GNBSh-518	BK-1C0-G00-518
20 cell (40v)	BK-1C0-501-520	BK-GNBSh-520	BK-1C0-G00-520
24 cell (48v)	BK-1C0-501-524	BK-GNBSh-524	BK-1C0-G00-524
40 cell (80v)	BK-1C0-501-540	BK-GNBSh-540	BK-1C0-G00-540

Millennium Evo Repair Parts

Battery Cross Reference Chart			
Battery Brand	Model #	Valve Length	Cap Style
Battery Builders	All	Black	Bayonet
Bulldog	All	Black	Bayonet
Crown	C-Line, V-Line, Crown Brand	Black	Bayonet
Crown	Max Haul 110 MX	Orange	Bayonet
Crown	Max Haul I55MX	Gray	Bayonet
Deka	D-Series, MaxPower(All)	Black	Bayonet
Douglas	All	Black	35P
EnerSys	E55L, E75L, E85, E90, E100, E110	Black	Bayonet
EnerSys	E140, E155, 130A	Red	Bayonet
EnerSys	E85D, E90D, E100D, E125, E125D	White	Bayonet
General Battery Co. (GBC)	100G	Black	Bayonet
General Battery Co. (GBC)	125G	Red	Bayonet
General Battery Co. (GBC)	75G, 85G	White	Bayonet
GNB made after 5/1/2012	Flat Plate, Liberator, and Tubular	GNB	Bayonet
Hawker	All	Black	Bayonet
Hup	100P	Black	Bayonet
Hup	125P	Red	Bayonet
Hup	85P	White	Bayonet
Interstate Powercare	All	Black	Bayonet
Powerflow	All	Black	Bayonet
Railroad / Stationary	Locomotive Starting Batteries and Some Stationary	XL Black	Bayonet
Reaco	All	Black	Bayonet

Valve	Part Number
Yellow	BA-C10-11
Black	BA-C10-21
Red	BA-C10-31
White	BA-C10-41
Gray	BA-C15-50
GNB (Before May '12)	BA-C10-50
GNB (After May '12)	BA-C15-G0



Valves can be purchased individually or six packs.

Millennium Evo Repair Parts (cont.)

Quick Coupler



Description	Part Number
Coupler	BA-QDV-505

Swivel Tee



Description	Part Number
Swivel Tee	BA-142

2 Prong Spanner Tool



Description	Part Number
Spanner Tool	BD-0010

End Cap



Description	Part Number
End Cap	BD-00280

Tubing



Description	Part Number
Tubing	BD-T14

4 Prong Spanner Tool



Description	Part Number
Spanner Tool	BD-00871

O-Ring for Bayonet Cap



Description	Part Number
O-Ring	BD-00525

O-Ring for Quick Coupler



Description	Part Number
O-Ring	BD-00204

O-Ring for Swivel Tee



Description	Part Number
O-Ring	BD-00202

Flow-Rite Pro-Fill System



The Pro-Fill On-Board Battery Watering System is specifically designed for use with “golf car” style batteries commonly found in golf cars, sweepers, scrubbers, RVs, pallet jacks, and small solar systems. The Pro-Fill on-board battery watering system works by replacing the battery's existing vent caps with valves that are interconnected with tubing, allowing the user to fill all cells of the battery from a single remote location. Each valve independently shuts off water flow to the cell when the proper electrolyte level is reached, allowing the batteries to be filled perfectly every time without having to look at the batteries.

12 Volt Systems	Part Number	Description
	BG-U12V-4G	12 volt kit for (2) 6v batteries with non standard spacing
	BG-U12V-1G	12 volt kit for (2) 6v batteries with 2.7 inch cell spacing
	BG-U12V-7A	12 volt kit for (2) 6v "Trojan Plus" series batteries
24 Volt Systems	Part Number	Description
	BG-U24V-4G	24 volt kit for (4) 6v batteries with non standard spacing
	BG-U24V-1G	24 volt kit for (4) 6v batteries with 2.7 inch cell spacing
	BG-W24V-1	24 volt kit for pallet jack with (4) 6v batteries with 2.7 inch cell spacing
BG-U24V-7A	24 volt kit for (4) 6v "Trojan Plus" series batteries	
36 Volt Systems	Part Number	Description
	BG-U36V-4G	36 volt kit for (6) 6v batteries with non standard spacing
	BG-U36V-1G	36 volt kit for (6) 6v batteries with 2.7 inch cell spacing
BG-U36V-7A	36 volt kit for (6) 6v "Trojan Plus" series batteries	
48 Volt Systems	Part Number	Description
	BG-U48V-4G	48 volt kit for batteries with non standard spacing
	BG-U48V-5G	48 volt kit for (6) 8v batteries with 2.3 inch cell spacing
	BG-U48V-6G	48 volt kit for (6) 8v batteries with 2.5 inch cell spacing
	BG-U48V-1G	48 volt kit for (8) 6v batteries with 2.7 inch cell spacing
	BG-U48V-7A	48 volt kit for (8) 6v "Trojan Plus" series Batteries
	BG-U48V-8J	48 volt kit for (4) 12v "Trojan 1275 Plus" series Batteries
BG-U48V-1A	(4) 12V Batteries with 2.7 inch cell spacing	

Pro-Fill System Cell Spacing Guide

6-Volt Batteries				
Battery Brand	Model #	Cell Spacing	Manifold (p/n code)	Valve Style (p/n code)
Commander	C105	2.7	BA-121-BLU (1)	BA-Y7A-10 (G)
Continental	Golf Cart	2.7	BA-121-BLU (1)	BA-Y7A-10 (G)
Crown	All	2.7	BA-121-BLU (1)	BA-Y7A-10 (G)
Deka (Pro Master)	GC10-GC45	2.7	BA-121-BLU (1)	BA-Y7A-10 (G)
Deka (Pro Master)	L16	Varies	Swivel T's (4)	BA-Y7A-10 (G)
Duracell Ultra (Batteries Plus)	GC2	2.7	BA-121-BLU	BA-Y7A-10 (G)
Energizer (Sam's Club)	GC2	3.3	BA-127-FLEX (7)	BA-Y7A-10 (G)
Interstate	GC2	2.7	BA-121-BLU (1)	BA-Y7A-10 (G)
Pacer (Trojan)	All	2.7	BA-121-BLU (1)	BA-Y7A-10 (G)
Power Volt	All	3.3	BA-127-FLEX (7)	BA-Y7A-10 (G)
Rocket Longest	All	Varies	BA-127-FLEX (7)	BA-Y7A-10 (G)
Rolls	Series 4000, S460, S530	2.7	BA-121-BLU (1)	BA-Y7A-10 (G)
Stow-Away (Exide)	All	3.3	BA-127-FLEX (7)	BA-Y7A-10 (G)
Trojan	T105, T125, T145, T605	2.7	BA-121-BLU (1)	BA-Y7A-10 (G)
Trojan	J250P, J305H, J305P, L16H	Other	Swivel T's (4)	BA-Y7A-10 (G)
Trojan	T105 Plus, T125 Plus, T145 Plus	Other	BA-127-FLEX (7)	BA-Y14-10 (J)
U.S. Battery	All	2.7	BA-121-BLU (1)	BA-Y7A-10 (G)

8-Volt Batteries				
Battery Brand	Model #	Cell Spacing	Manifold	Valve Style
Centennial	Golf Car	2.5	BA-122-RED (6)	BA-Y7A-10 (G)
Commander	CBVGC	2.5	BA-122-RED (6)	BA-Y7A-10 (G)
Crown	All	2.5	BA-122-RED (6)	BA-Y7A-10 (G)
Duracell Ultra (Batteries Plus)	GC8V	2.5	BA-122-RED (6)	BA-Y7A-10 (G)
Energizer (Sam's Club)	GC8V	2.5	BA-122-RED (6)	BA-Y7A-10 (G)
Exide	GC8V	2.5	BA-122-RED (6)	BA-Y7A-10 (G)
Rocket, Longest	8190	Other	BA-129-FLEX (8)	BA-F74-10 (B)
Trojan	T-875	2.3	BA-120-BLK (5)	BA-Y7A-10 (G)
U.S. Battery	US 8VGC	2.5	BA-122-RED (6)	BA-Y7A-10 (G)

12-Volt Batteries				
Battery Brand	Model #	Cell Spacing	Manifold	Valve Style
Club Car (Trojan)	1275	2.7	BA-121-BLU (1)	BA-Y7A-10 (G)
Rocket, Longest	12165 (Straight)	Other	BA-128-FLEX (8)	BA-F74-10 (B)
Rocket, Longest	12165 (Chevron)	2.7	BA-121-BLU (1)	BA-F74-10 (B)
Trojan	1275	2.7	BA-127-FLEX (7) / 2 pcs.	BA-Y14-10 (J)
Trojan	1260 Plus, 1275 Plus, J150 Plus, J185P, J185H, J185P-AC	Other	BA-128-Flex (8)	BA-Y14-10 (J)
Trojan	J185G	2.7	BA-127-FLEX (7) / 2 pcs.	BA-Y14-10 (J)
U.S. Battery	US185, US12V-XC2	2.7	BA-121-BLU (1)	BA-Y7A-10 (G)
U.S. Battery	12V-RXV	Other	BA-132-FLEX (C)	BA-Y14-10 (J)

Pro-Fill Repair Parts

Pro-Fill Valve



Description	Part Number
Pro-Fill Valve	BA-Y7A-10

**Manifold for 8v battery w/
2.3" cell spacing**



Description	Part Number
Manifold	BA-120-BLK

**Manifold for 8v battery
w/ 2.7" cell spacing**



Description	Part Number
Manifold	BA-121-BLU

**Manifold for 8v battery w/
2.5" cell spacing**



Description	Part Number
Manifold	BA-122-RED

Flexible Manifold, 2.6" to 3.5"



Description	Part Number
Manifold	BA-127-FLEX

Flexible Manifold, 2.3"



Description	Part Number
Manifold	BA-129-FLEX

Quick Coupler



Description	Part Number
Coupler	BA-QDV-505

Swivel Tee



Description	Part Number
Swivel Tee	BA-142

Tubing



Description	Part Number
1/4" Tubing	BD-T14

BWT Centurion System



- Lower Profile
- Patented lever arm to shut off water flow.
- Double chamber to separate water and gas movements.
- Float system allows for water levels to be set for each battery type.
- Electrolyte level indicator built into the plug.
- Hydrometer check point built into the plug.
- The BWT plug never has to be removed to perform maintenance.
- Works with a variety of pressures.
- The BWT System also fits some golf car batteries and lite industrial equipment.

SPW System	TB3.5 Valve	TB4 Valve	TB4.5 Valve	TB5 Valve	TB4WO Valve	GLP Valve
12 cell (24v)	K1200TB3.5	K1200TB4	K1200TB4.5	K1200TB5	K1200TB4WO	NK1200GLP
18 cell (36v)	K1800TB3.5	K1800TB4	K1800TB4.5	K1800TB5	K1800TB4WO	NK1800GLP
20 cell (40v)	K2000TB3.5	K2000-TB4	K2000TB4.5	K2000TB5	K2000TB4WO	NK2000GLP
24 cell (48v)	K2400TB3.5	K2400-TB4	K2400TB4.5	K2400TB5	K2400TB4WO	NK2400GLP
40 cell (80v)	K4000TB3.5	K4000-TB4	K4000TB345	K4000TB5	K4000TB4WO	NK4000GLP



BWT Valve Guide

<i>Manufacturer</i>	<i>Battery Type</i>	<i>Valve Needed</i>
Battery Builders	FPLM	VB-TB4
Bulldog		VB-TB4
C & D	C-Line, V-Line, EM-Line	VB-TB4
Crown Battery		VB-TB4
Deka	D35, D45	VB-TB3.5
	Other D Series	VB-TB4.5
	MaintenanceSaver, MaxPowr	VB-TB4.5
	HydraSaver, FastCharge	VB-TB4.5
Douglas	45DL, 45DLO	VA-TB4.5
	60DL	VA-TB4
	85DL, 85DM, 85DA	VA-TB4.5
	90DL	VA-TB4.5
	100DL, 100DM	VA-TB4.5
	125DL, 125DM, 125DA	VA-TB4.5
	170DL	VA-TB4.5
EnerSys	Workhog® / Loadhog® / Superhog®	
	E55-L, E75-L, E75, E90, E90D, E100, E100D, E100X, E110	VB-TB4
	E125, E125D, E140, E140X, E155	VB-TB5
	The General® / HUP®	
	55GL, 75G, 75GL, 85G, 85P, 100G, 100P	VB-TB4
	85P (FC), 125G, 125P, 125P (FC)	VB-TB5
GNB	GNB Flat Plate / Titan *mfg before 3/12	VB-GLP
	GNB Flat Plate / Titan *mfg after 4/12	VB-TB4WO
	Tubular HP	VB-TB4WO
	Liberator	VB-TB4WO
Hawker	Water Less®/Powerline®/Top Power®	VB-TB3.5
	Energy Plus™ (L,E,C,X Series)	VB-TB3.5
	Energy Plus™ (K Series)	VB-TBY
	Top Power®	VB-TB3.5
Powerflow		VB-TB4
Surrette Battery	5000 Series	VB-TB5SX
	All others	VB-TB55
Triathlon	AQUAsave 90	VB-TB4.5
	AQUAsave 125	VB-TB4.5
	Enhanced Capacity 100	VA-TB4
	Enhanced Capacity 140	VA-TB4.5

BWT Repair Parts

BFS Grey Female Conn.



BWT Blue Female Conn.



BFS Grey Male Conn.



Connector	Part Number
6 mm, 1/4"	09GRF6
10 mm, 3/8"	09GRF1

Connector	Part Number
6 mm, 1/4"	09FBLU6
10 mm, 3/8"	09FBLU1
6 mm, NPT Threaded	09FBLUT3

Connector	Part Number
6 mm, 1/4"	09GRM6
10 mm, 3/8"	09GRM1

BWT Blue Male Conn.



Connector	Part Number
6 mm, 1/4"	09MBLU1
10 mm, 3/8"	09MBLU2

BWT Filling Tube/Repair Parts



Filling Tube	Part Number
12 cell filling tube	09FIL12N
18 cell filling tube	09FIL18N
24 cell filling tube	09FIL24N
Dust cap only	09BDCAP
6/6/6 Tee only	08T666N
Tubing per ft.	08TUB6BLK

Philadelphia Scientific Watering Gun Supplies

CRT-12V



HydroFill Watering Cart

CRT-T10G



Tanker Watering Cart

The HydroFill cart is a 10 US gallon (37.8 Liters) unit that is designed to work with Philadelphia Scientific watering guns. It is a sturdy, easy to transport cart that handles like a hand truck. The HydroFill cart features a 2-wheel configuration that allows for easy maneuverability up stairs and ramps. To use simply fill the tank from any available water source through the large opening. Connect your favorite Watering Gun to the end of the 9 foot (2.7 Meters) hose and then water your industrial battery. The HydroFill cart is DC powered from a sealed cell 12 volt battery that can be charged from any A/C outlet.

The Tanker cart is a 10 US gallon (37.8 Liters) unit that cleverly uses your building's water pressure to deliver water to your batteries wherever they are. No AC power is required to operate this unit. Simply fill the tank by connecting the input hose up to your building's water supply with the quick connect provided. When the tank is full (as indicated by the gauge on the top of the tank), disconnect the input hose and wheel the unit to the batteries that need to be filled. The tank has "pressure memory;" water is stored in the tank at the same pressure that it went in (your building's water pressure). The output flow rate is set to be appropriate for the Watering Gun. Since this unit is powered by the pressure in your water lines, there are no pumps which makes the unit very cost effective and reliable. The pressure tank is supplied with 10 feet (3.0 Meters) of output hose. Since this unit requires no electrical power its mobility range is unlimited. A capacity gauge on the top of the tank indicates how full the tank is. The maximum capacity of 10 US gallons (37.8 Liters) is achieved when the tank is pressurized to 80 psi (5.5 Bar). If you have very low water pressure or if you wish to use bottled water or some other unpressurized source you may need to use a Booster Pump.

Adapter needed if cart is to be used with Stealth/Injector system.

Watering Gun Supplies Repair Parts

Gauge Assy Kit



Description	Part Number
Gauge Assy Kit	ACC-036

Quick Connect Coupling- MxM



Description	Part Number
Coupling- MxM	ACC-039

Bladder Tank Input Hose



Description	Part Number
Input Hose	ACC-065

12VDC Repair Kit



Description	Part Number
Switch, Charger Jack, Hose Brackets, and Back Panel	ACC-066

Quick Coupling



Description	Part Number
Quick Coupling	ACC-068

Charger



Description	Part Number
Charger	CRT-149

Watering Gun Supplies Repair Parts (cont.)

Pump, with Clamps & Elbows



Description	Part Number
Pump	CRT-040

12' Output Hose with Quick Connect



Description	Part Number
Output Hose	CRT-070

Battery, 12VDC



Description	Part Number
12VDC Battery	CRT-095

Output Hose with QC



Description	Part Number
Output Hose, Bladder Tank	CRT-120

Wheel Kit



Description	Part Number
Wheel Kit	INJ-677

Pressure Tester



Description	Part Number
Pressure Tester	INJ-PG

Philadelphia Scientific Stealth System Water Supplies

Direct Fill Link



FLT-DL

Gravity Tank



FLT-GT

Mobile Watering Cart



FLT-DC12

The FLT-DL is designed to be used with the Stealth Watering System and the existing plumbing in your facility. Simply connect the DirectLink to the wall tap, connect to the Stealth Watering System, wait for the spinner to stop, and disconnect. The unit is comprised of an inline sediment filter, 20 feet (6.1 Meters) of rugged industrial hose, a pressure regulator, a flow indicator (spinner) and a female CPC connection. It requires a plumbing connection to a 3/4" NPT connection. An isolation valve is recommended to be installed at the source.

The FLT-GT is a 5 US Gallon (18.9 Liter) tank that uses gravity to create enough water pressure to operate the Stealth Watering System. The unit is easy to fill from your water source and features a flow indicator and 25-foot (7.6 Meter) hose that attaches to the Stealth Watering System with a rugged connector. The Gravity Tank must be mounted at least 5 feet (1.52 Meters) above the top of the battery.

The FLT-DC12 is a 10 US gallon (37.8 Liters) unit and is designed to work with the Stealth Watering System and easily transports water to your batteries. Fill the tank from any available water source. This sturdy D/C powered watering cart handles like a hand truck. The 12 volt battery can be charged from any AC outlet. Simply connect to the Stealth Watering System and turn on the switch. A flow indicator will tell you when all of the Stealth valves have shut off and it is time to disconnect. The Mobile Watering Cart is supplied with 9 feet of hose (2.7 Meters), a sealed cell 12 Volt battery and a battery charger.

Adapter needed if cart is to be used with a watering gun.

Stealth System Water Supply Repair Parts

12VDC Repair Kit



Description	Part Number
Switch, Charger Jack, Hose Brackets, and Back Panel	ACC-066

Charger



Description	Part Number
Charger	CRT-149

Pump, with Clamps & Elbows



Description	Part Number
Pump	CRT-040

Battery, 12VDC



Description	Part Number
12VDC Battery	CRT-095

Gravity Tank Shelf



Description	Part Number
Mountable Shelf	FLT-018

Adapter needed if cart is to be used with a watering gun.

Stealth System Supplies Repair Parts (cont.)

Reinforced 20' Hose



Description	Part Number
Hose	FLT-039

Low Pressure Regulator



Description	Part Number
25 PSI Regulator	FLT-060

Replacement Front End



Description	Part Number
Replacement Front End	FLT-071

1/2" OD Tubing



Description	Part Number
1/2" Tubing	INJ-198

Wheel Kit



Description	Part Number
Wheel Kit	INJ-677

Adapter needed if cart is to be used with a watering gun.

Philadelphia Scientific Injector System Water Supplies



Direct Fill Hose Assembly (INJ-DF)

This is a very economical unit if your building's plumbing already has the capacity to power the Water Injector System. Simply connect the *Direct-Fill* to the wall tap, activate the Instant Valve Pro, wait for the spinner to stop, and disconnect.

The unit is comprised of an inline sediment filter, 18 feet (5.5 Meters) of high output industrial hose, a pressure regulator, and an Instant Valve Pro with built in flow indicator (spinner). It requires a plumbing connection to a 3/4" NPT connection. An isolation valve is recommended to be installed at the source.



BladderTank Mini (INJ-T10M)

This 10 US gallon (37.8 Liters) unit cleverly uses your building's water pressure to deliver water to your batteries wherever they are. No AC power is required to operate this unit. Simply fill the tank by connecting the input hose up to your building's water supply with the quick connect provided. When the tank is full (as indicated by the gauge on the top of the tank), disconnect the input hose and wheel the unit to the batteries that need to be filled.

The tank has "pressure memory;" water is stored in the tank at the same pressure that it went in (your building's water pressure). The output flow rate is set to be appropriate for the Water Injector System. Since this unit is powered by the pressure in your water lines, there are no pumps which makes the unit very cost effective and reliable.

The *BladderTank* Mini is supplied with 18 feet (5.5 Meters) of 5/8" (1.5 Centimeters) high-output industrial hose. Since this unit requires no electrical power its mobility range is unlimited.

A capacity gauge on the top of the tank indicates how full the tank is. The maximum capacity of 10 US gallons (37.8 Liters) is achieved when the tank is pressurized to 80 psi (5.5 Bar). If you have very low water pressure, or if you wish to use bottled water or some other unpressurized source you may need to use a Booster Pump .

Adapter needed if cart is to be used with a gun or Stealth System.

Philadelphia Scientific Injector System Water Supplies



HydroCart Max (INJ-HCT)

This 75.7 Liters (20 US gallon) unit easily transports water to your batteries. Fill the tank from any available water source. The HydroCart handles like a hand truck and is powered by any 110 VAC outlet. When the switch is turned on, the pump is activated. Simply connect to the Water Injector System and activate the Instant Valve Pro. A flow indicator will tell you when all of the Injectors have shut off and it is time to disconnect.

The HydroCart Max is supplied with 18 feet (5.5 Meters) of power cord in a retractable cord reel and 15 feet (4.6 Meters) of 5/8" (1.5 Centimeters) high output industrial hose. The submersible pump mounted inside the tank delivers all the pressure and volume required by the Water Injector System.



HydroCart Mini (INJ-MINI)

This 10 US gallon (37.8 Liters) unit combines transportability with value. Designed with small to mid-size applications in mind this smaller version of our HydroCart is the ultimate in convenience. The compact size of the Mini HydroCart is ideally suited to be taken on and off service vans as part of a battery maintenance program.

The Mini HydroCart is supplied with 13 feet (3.9 Meters) of power cord and 10 feet (3.0 Meters) of industrial hose. The submersible pump mounted inside the tank delivers all the pressure and volume required by the Water Injector System.

Adapter needed if cart is to be used with a gun or Stealth System.

Injector System Supplies Repair Parts

Gauge Assy Kit



Description	Part Number
Gauge Assy Kit	ACC-036

Quick Connect Coupling- MxM



Description	Part Number
Coupling- MxM	ACC-039

Bladder Tank Input Hose



Description	Part Number
Input Hose	ACC-065

HydroCart Max Output Hose



Description	Part Number
Output Hose, INJ-HCT	INJ-070

35 PSI Pressure Regulator



Description	Part Number
Regulator	INJ-435

Quick Connect



Description	Part Number
Quick Connect No Check Valve	INJ-527

Adapter needed if cart is to be used with a gun or Stealth System.

Injector System Supplies Repair Parts (cont.)

Pump



Description	Part Number
Pump	INJ-540

Switch Cover Assy



Description	Part Number
Switch Cover Assy	INJ-559

Tank Cap



Description	Part Number
Tank Cap	INJ-562

Instant Valve PRO



Description	Part Number
Instant Valve	INJ-607

Tee, 3/4" with Regulator



Description	Part Number
Tee	INJ-618

Output Hose, INJ-MINI



Description	Part Number
Output Hose	INJ-623

Inline Regulator Assy



Description	Part Number
Inline Regulator	INJ-645

Switch Cover Assy



Description	Part Number
Switch Cover Assy	INJ-672

Adapter needed if cart is to be used with a gun or Stealth System.

Injector System Supplies Repair Parts (cont.)

Replacement Cap, Rim, and Chain



Description	Part Number
Replacement Cap, Rim, Chain	INJ-674

Red Output Hose



Description	Part Number
Red Output Hose	INJ-676

Wheel Kit



Description	Part Number
Wheel Kit	INJ-677

Flow Checker



Description	Part Number
Flow Checker	INJ-FC

Pressure Tester



Description	Part Number
Pressure Tester	INJ-PG

Adapter needed if cart is to be used with a gun or Stealth System.

Flow-Rite Millennium/Pro-Fill Water Supplies



Flow Rite AC/DC Portable Watering Cart BA-MS-115

- ◆ 22 gallon capacity
- ◆ Includes 12v sealed battery and on-board charger to run its pump or can be plugged in and ran on AC power
- ◆ Large refill hole with flip top lid
- ◆ Upright design eliminates a user bending down
- ◆ 9 foot supply hose
- ◆ Dedicated hose wrap notches
- ◆ One year manufacturer warranty

Regulated Hose Supply



Hose Length	Part Number
5 ft.	BA-MS-320-05
20 ft.	BA-MS-320-20

Hand Pump



Description	Part Number
Hand Pump	BA-MS-634

Water Deionizer



Hose Length	Part Number
DC Powered Light, no bypass	BA-MS-340

Flow-Rite Water Supplies Repair Parts

Hose End Assembly



Description	Part Number
Hose End Assy	BA-MS-320-00

Regulator



Description	Part Number
FGHT x MGHT	BA-005

Regulator



Description	Part Number
FGHT x FNPT	BA-003

Flow Indicator



Description	Part Number
3/4" NPT x Female Coupler	BA-FLW-80

Flow Indicator



Description	Part Number
FGHT x Female Coupler	BA-FLW-20

Flow Indicator



Description	Part Number
3/4" NPT x 3/8" FNPT	BA-FLW-60

Braided Hose



Hose Length	Part Number
5 ft.	BA-T04
20 ft.	BA-T03

Inline Strainer



Description	Part Number
Inline Strainer	BA-019

Purger



Description	Part Number
Purger	BA-051

Call for AC/DC Cart and Deionizer Repair Parts.

Battery Watering Technologies Water Supplies

Aqua Sub Jr



Aqua Sub



9 Gallon Portable Tank	Part Number
Blue Connector	NC5090PN
Grey Connector	NC5090P
Manual Gun	NC5090PN-MAN
FRC Connector	NC5090F

25 Gallon Portable DC Cart	Part Number
Blue Connector	NC5250PN
Grey Connector	NC5250P
Manual Gun	NC5250PN-MAN

Direct Fill Link



25 Gallon Portable DC Cart	Part Number
Blue Connector	DF72
Grey Connector	DF72G
FRC Connector	DF72F

Call for Repair Parts.

Watering Guns



GUN-X watering gun. Simply connect the Battery Watering Gun to a standard water hose or a Deionizer, put the tip of the gun into the cell and squeeze the ergonomic handle. The mechanism will automatically shut off at exactly the right electrolyte level. The reliable Philadelphia Scientific Battery Watering Gun speeds up battery watering, improves filling accuracy, and improves operator safety.

GUN-S watering gun. This GUN-S was developed for watering transparent type stationary batteries only. It operates outside the cell and does not have automatic shutoff. The cone shaped nozzle injects water through funnels of the flame arrestor vents, allowing service without removal of vent caps. Has a manually adjustable flow throttle and includes quick connect fittings.



GUN-XP watering gun. Designed specifically for powRparts.com, simply connect the Battery Watering Gun to a standard water hose or a Deionizer, put the tip of the gun into the cell and squeeze the ergonomic handle. The mechanism will automatically shut off at exactly the right electrolyte level. The reliable Philadelphia Scientific Battery Watering Gun speeds up battery watering, improves filling accuracy, and improves operator safety.

GUN-RR watering gun. This watering gun is made to be used in the railroad industry. The gun does have an automatic shutoff.



Deionizer System

Make your own pure water directly from your tap water. The Deionizer reduces the high price of buying bottled water and it's more convenient as well. Each disposable cartridge purifies about 600 gallons of water and the purity light will tell you exactly when the cartridge is used up. Why let impurities in your water reduce the life of your battery, when this system is so easy to use and so cost effective?



PS-300

- **Large capacity:** The cartridge is over 2 feet, 60cms, long and rated for 600 gallons, 2400 liters, of pure water. Actual output varies with tap water quality.
- **Purity light:** This "magic eye" monitors the conductivity of the output water continuously and signals when it is time to change the cartridge. There is no better purity control available at any price.
- **Pressurized system:** Unlike some lab type systems, the Philadelphia Scientific Deionizer operates at full line pressure. This makes it possible to dispense pressurized, pure water directly from the deionizer.
- **Ready to use:** The system comes with a mounting plate, one cartridge, Purity Light, hose hanger, quick connects, input and output hoses. With the optional Watering Gun, you can fill a battery directly from the Deionizer.
- **Easy installation:** Setting up wall mounted system takes 3 simple steps. Attach the mounting plate to wall with 2 bolts. Connect input hose to any tap with standard hose fittings. Connect Purity Light to the output assembly.
- **Easy cartridge replacement:** Snapping in a new cartridge takes seconds and needs no tools. The exhausted cartridge is non toxic and can be disposed of without difficulty.

Deionizer Repair Parts

Refill Cartridge



Type	Part Number
Cartridge	PS-600

Purity Light



Type	Part Number
Purity Light	PS-191

Flow Restrictor



Type	Part Number
Flow Restrictor (0.5 GPM)	PS-190

Quick Coupling



Description	Part Number
Quick Coupling	ACC-068

20 ft. Output Hose



Type	Part Number
20 ft. hose	PS-150

10 ft. Input Hose



Type	Part Number
10 ft. hose	PS-140

Electrolyte Level Monitors


Standard Blinky



Smart Blinky



Smart Remote Blinky



- The **Standard Blinky** monitor flashes green when the levels are good and the flashing green light will go off when the battery needs water added. This probe should be located on a center cell of the battery.
- The **Smart Blinky** will flash green when the levels are good and it will switch to flash red when the battery needs water. This probe should be located on a center cell of the battery.
- The **Smart Remote Blinky** will flash green when the levels are good and will switch to flash red when the battery needs water. The probe is located in the center cell but the light can be mounted remotely on the side of the battery for better visibility for the operator.

Smart Blinky PRO



Super bright LED mounts right on the cable and has an audible alarm. Perfect for applications in which the battery never leaves the truck, life fast and opportunity charging

Model	Part Number
Smart Blinky PRO	ACC-SWP-C

Eagle Eye Level Indicator



Accurately monitors and displays the status of the cells electrolyte levels with a solid green or blinking red light. The Eagle Eye comes with a local and remote light setup.

Type	Part Number
Eagle Eye (Local)	BA-491
Eagle Eye 2 (Remote)	BA-494

Visual Monitoring System



The Visual Monitoring System is an all-in-one battery sensor that offers an intuitive solution to manage your battery fleet and confirm that the batteries have been charged, cooled and watered.

Model	Part Number
Visual Monitoring System	VMS1000

Charger Cable & Lugs

Bulk Welding Cable



Type	Part Number
1/0 Red	10WC-R
1/0 Black	10WC-B
2/0 Red	20WC-R
2/0 Black	20WC-B
3/0 Red	30WC-R
3/0 Black	30WC-B

Copper Terminal Lug



Type	Part Number
6 ga. Lug	105038
1/0 copper lug	105118
2/0 copper lug	105138
3/0 copper lug	105159

Charger Cable Assembly



Charge Cable Extensions



Length	Part Number
5 ft.	CCX5
10 ft.	CCX10
15 ft.	CCX15

Type	Part Number
1/0 red w/ 1/0 tip & lug	10WC-R-ASSY-1/0
1/0 black w/ 1/0 tip & lug	10WC-B-ASSY-1/0
1/0 red w/ 2/0 tip & lug	10WC-R-ASSY-2/0
1/0 black w/ 2/0 tip & lug	10WC-B-ASSY-2/0
2/0 red w/ 2/0 tip & lug	20WC-R-ASSY
2/0 black w/ 2/0 tip & lug	20WC-B-ASSY
3/0 red w/ 3/0 tip & lug	30WC-R-ASSY
3/0 black w/ 3/0 tip & lug	30WC-B-ASSY

Charger Parts & Accessories

4-Wire SO Cord



Type	Part Number
10 AWG / 4 conductors	SO10-4
12 AWG / 4 conductors	SO12-4

20 amp Locking Plug



Type	Part Number
20 amp twist lock	L16-20P

30 amp Locking Plug



Type	Part Number
30 amp twist lock	L16-P30

Charger Cable Retractor



Type	Part Number
Retractor box	CCR-12HD

Pogo Stick Cable Retractor



Type	Part Number
Pogo Retractor	CR-1

Magnet Cable Mount



Type	Part Number
Magnet mount	CR-M

Charger Parts & Accessories (cont.)

Diodes



Type	Part Number
85 amp diode	DI085
150 amp diode	DI150

Capacitors



Type	Part Number
2.5 mfd	Cap-660-2.5
3 mfd	Cap-660-3
4 mfd	Cap-660-4
5 mfd	Cap-660-5
8.5 mfd	Cap-660-8.5
10 mfd	Cap-660-10
10.5 mfd	Cap-660-10.5
12 mfd	Cap-660-12
15 mfd	Cap-660-15
16.5 mfd	Cap-660-16.5
18 mfd	Cap-660-18
18.5 mfd	Cap-660-18.5
20 mfd	Cap-660-20
25 mfd	Cap-660-25
30 mfd	Cap-660-30

Line Contactor



Type	Part Number
24v coil	DPC-40-24
110v coil	DPC-40-110

Control Transformer



Type	Part Number
24v secondary output	XTRAN 480/24
110v secondary output	XTRAN 480/110

Retrofit Charge Control



Type	Part Number
Retrofit	H-7000

Charger Parts & Accessories (cont.)

LET Fuse



Type	Part Number
125 amp	LET-125
160 amp	LET-160

LMT Fuse



Type	Part Number
160 amp	LMT-160
315 amp	LMT-315
450 amp	LMT-450

ANN Fuse



Type	Part Number
60 amp	ANN-60
100 amp	ANN-100
150 amp	ANN-150
175 amp	ANN-175
200 amp	ANN-200
225 amp	ANN-225
250 amp	ANN-250
300 amp	ANN-300
350 amp	ANN-350
400 amp	ANN-400

JTD Fuses



Type	Part Number
15 amp	JTD-15
20 amp	JTD-20
25 amp	JTD-25
30 amp	JTD-30
40 amp	JTD-40
50 amp	JTD-50

KAA Fuses



Type	Part Number
100 amp	KAA-100
150 amp	KAA-150
200 amp	KAA-200
250 amp	KAA-250
300 amp	KAA-300
400 amp	KAA-400

NOS Fuse



Type	Part Number
10 amp	NOS-10
15 amp	NOS-15
20 amp	NOS-20
25 amp	NOS-25
30 amp	NOS-30

Safety Items & Spill Products

Neutra-Clean Industrial battery Cleaner



Container	Part Number
(4) quart bottles w/ sprayer	2500-Q4
(12) quart bottles w/ sprayer	2500-Q
5 gallon pail	2500-5

Neutralizing Conditioner



Container	Part Number
(2) 1 gallon jugs	2001-G2
(1) 5 gallon pail	2001-5

Acid Spill Kits



Contents	Part Number
30 gallon drum with 5 gal pail of neutralizer, PPE, broom, dust pan (for Lg Fleets)	ASK-01
Pail with 20 lbs. of neutralizer and PPE. (for Sm. Fleets)	INSK-01

Neutralizing Acid Absorber



Container	Part Number
(2) 20lb. Shaker Bottles	3020
48lbs in plastic pail	3050

Safety Items & Spill Products (cont.)

Pink Heavy Duty PigMat



Color	Part Number
Pink	MAT309

Safety Kit



Type	Part Number
Face shield, apron, PVC gloves, and safety goggles	SK-01

Hydrogen Detector



Type	Part Number
Single Relay	HGD-1
Dual Relay	HGD-2

Chemical Safety Gear



Type	Part Number
Eyewash Bottle	510520
Face Shield	510330
Goggles	510336
Nitrile Gloves	510338
Rubber Shoe Covers	510337
Vinyl Apron	510340

Shower / Eye Wash Station



Type	Part Number
Shower / Eye Wash	SEW-500

Battery Sign Kit



Type	Part Number
Battery Sign Kit	BRSK-01
Danger High Voltage	510225
Emergency Spill Kit	510222
Eye Protection Required	510224
Eye Wash Fountain	510221

Battery Acid Floor & Counter Mat



Type	Part Number
3' x 50' roll	510170-050

Portable Eye Wash



Type	Part Number
Eye Wash	510500

powRparts.com
THE MOTIVE POWER ONLINE STORE

Phone: (888) 547-2115



www.powRparts.com