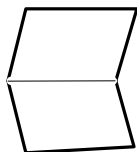
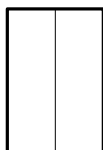


Sample Page

**Hamburger Fold**-Fold short-ways



**Hotdog Fold**- Fold long-ways



**Folds**- Labeled with a small line to show where the fold is and the word hamburger fold or hotdog fold.

**Dotted Lines**-These are the cutting lines

**Cover Labels**- Most of the booklets that are folded look nicer with a label on top instead of just a blank space. They will be labeled "covered page" or "cover label."

### So where do the mini-booklets go?

A color coded and labeled KEY is included. This key shows you where all of the mini-booklets go in each folder. Keep this page handy! You'll also see at the top of the mini-booklet pages another graphic that shows once again where to place the booklet in each folder. So there are TWO ways to see where to place the booklet. We made it easy!! You won't get lost.

## How to Fold Your Folder



1. Open up your folder and flatten it out.

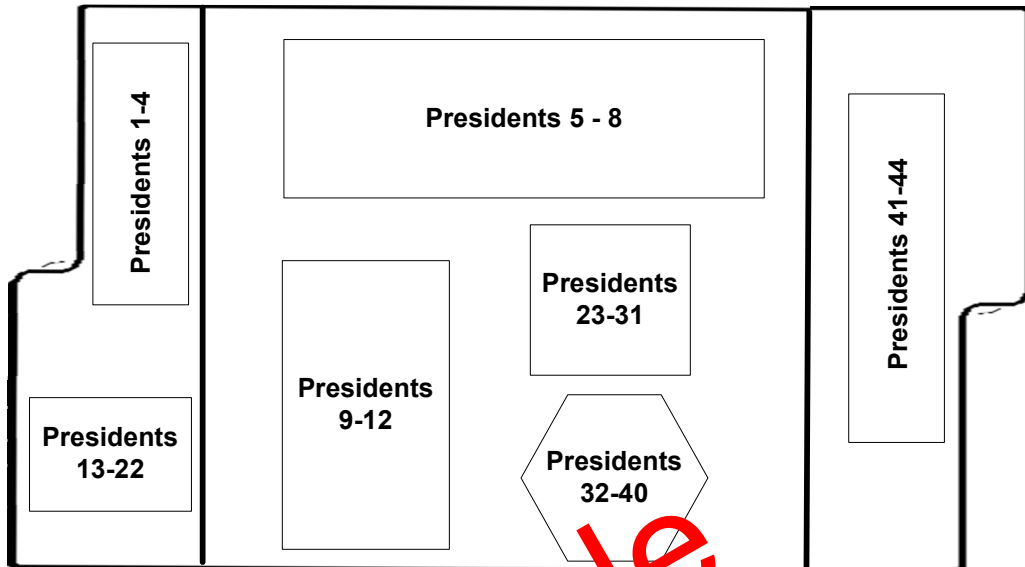


2. Take the right side and fold it all the way over until the tab is just before the middle crease in the folder. Do not overlap this crease with the tab.



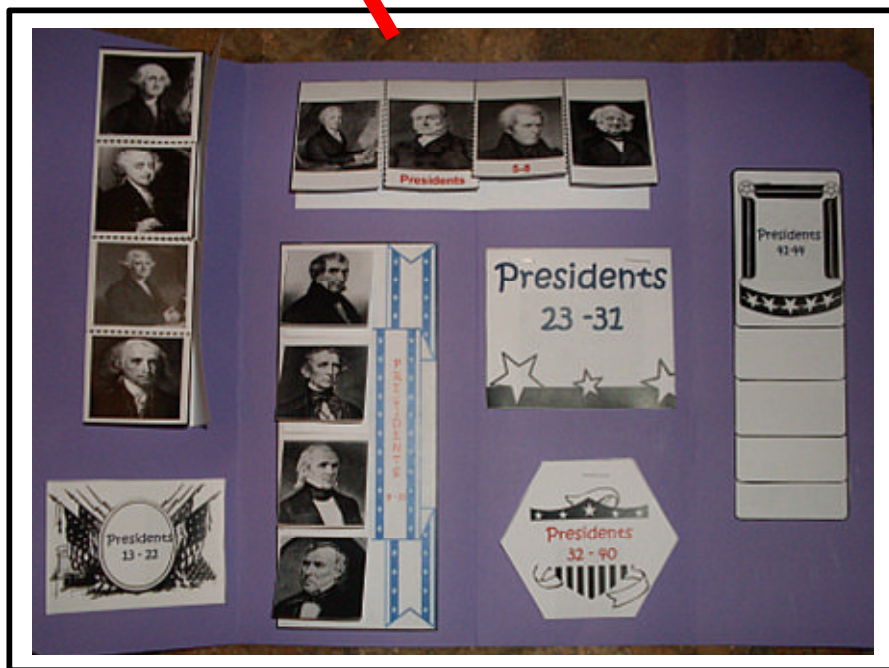
3. Fold the left hand side over just to the crease but not overlapping it. Your folder now has two flaps. We like to run a ruler down each fold to make the fold neater and flatter.

# Layout of booklets in folder

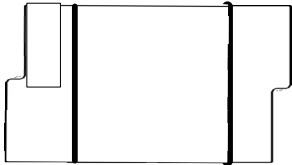


Sample  
Page

## Photos of notebook



Folder 1



Cut out the booklet as one piece. Tri-fold with the pictures inside. Cut on the dotted lines to form flaps. Cut out the cover and glue on top of the closed booklet. Glue into lapbook. Write the president's name under the flap.

The main layout of the folder is a large rectangle divided into three vertical sections. The leftmost section is a blue banner with a white star at the top, the word 'PRESIDENTS' written vertically in the center, and '1-4' at the bottom. The middle section is a large white area with a prominent red 'Sample Page' watermark. The rightmost section contains four black and white portrait cutouts of presidents, arranged vertically and separated by horizontal dotted lines. The portraits are of George Washington, John Adams, Thomas Jefferson, and James Madison.